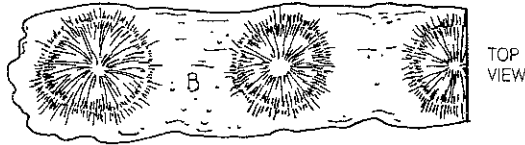
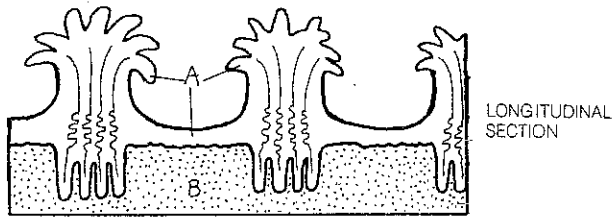
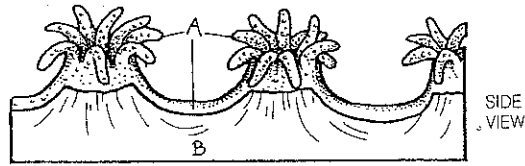


CORAL and CORAL REEFS.

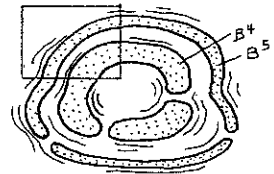
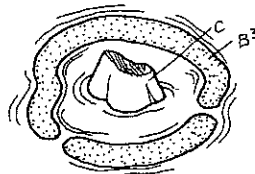
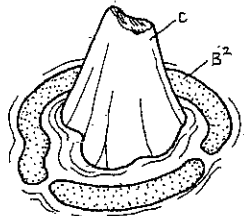
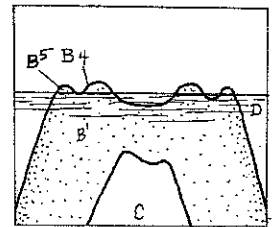
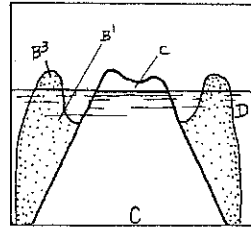
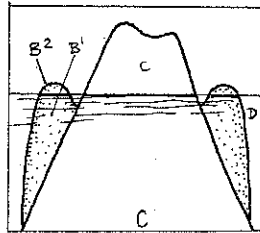
CORAL POLYPA

CORAL SKELETON:



REEF FORMATION ★

VOLCANIC
ROCK
OCEAN.
CORAL CAP,
FRINGING
REEF,
BARRIER REEF.

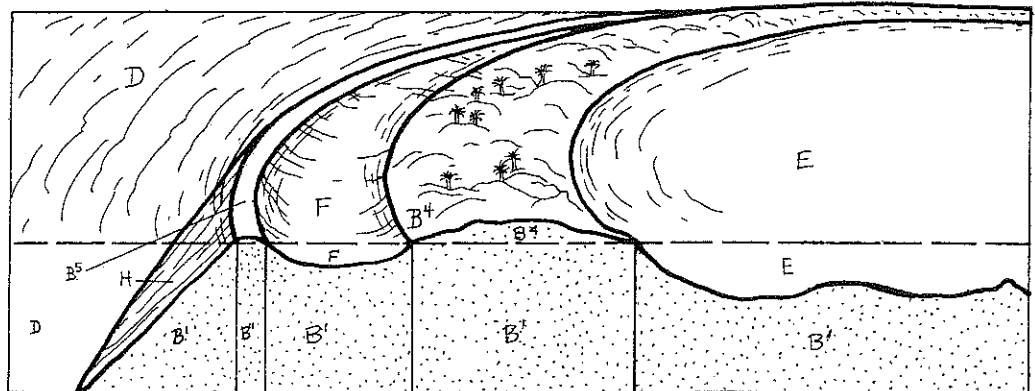


STRUCTURE OF A CORAL ATOLL ★

ATOLL

LAGOON
REEF FLAT

REEF CREST
REEF FRONT



How
r even
id is a
ng the
ed the
erupts
it pro-
as it is
(coral
ircular

n over
and re-
s quite
ital ice
raised
ong as
on
mainly
on of a
of the
oast of
0 miles

enough
ig only
nter. In
enough
ie atoll
is coco-
row in-
ions for
ce (reef
rave ac-
1 and a
the reef
behind
an area
shallow
f coral