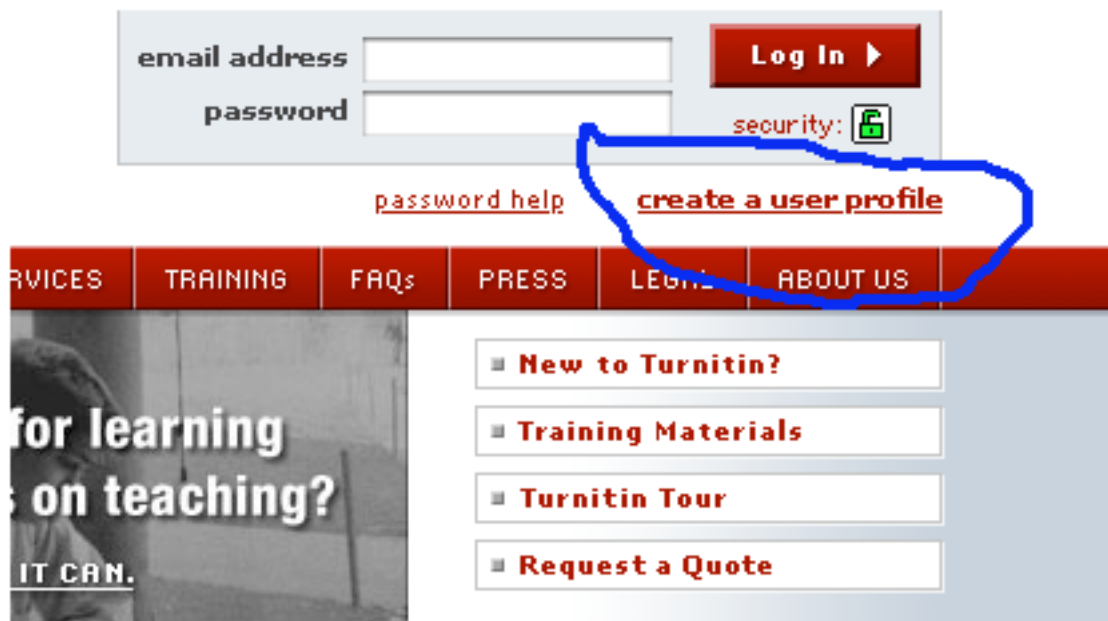
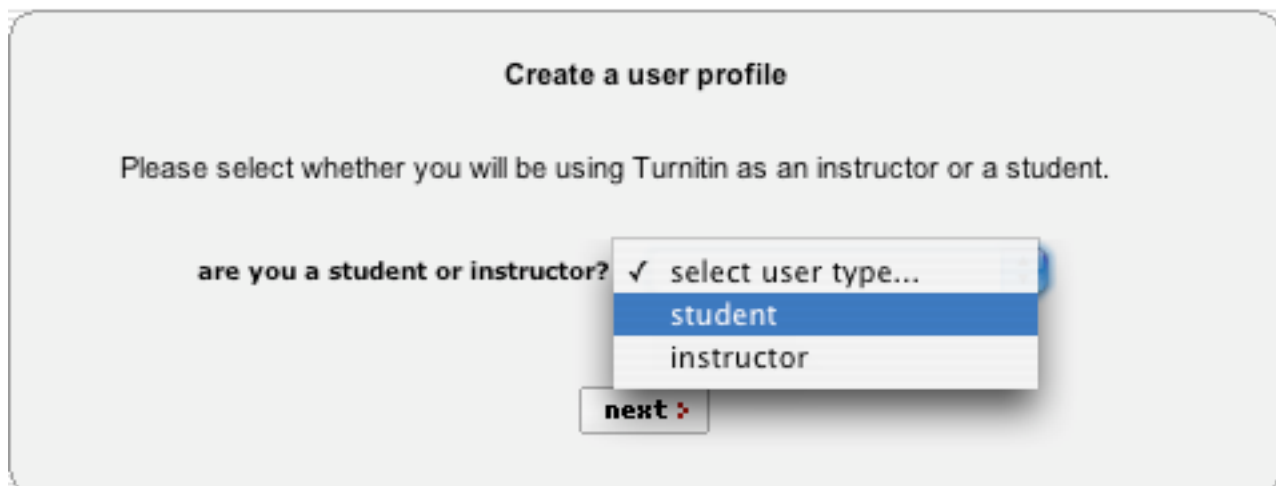


How to set up your turnitin.com account.

- 1) Open a web browser (Firefox,Safari, Explorer etc...) and go to:
<http://www.turnitin.com>
- 2) In the top right corner, click on “create a user profile”



This window will appear:



- 3) Select “student” and click “next.”

Create a user profile

Please select whether you will be using Turnitin as an instructor or a student.

are you a student or instructor?

4) This window will appear:

Create a user profile

All Turnitin students must be enrolled in an active class. To enroll in a class, please enter the class ID number and class enrollment password that you were given by your instructor.

Please note that the password and pin code are case-sensitive. If you do not have this information, or the information you are entering appears to be incorrect, please contact your instructor.

Turnitin class ID:

Turnitin class enrollment password:

Type in your class ID and your and your class password (your teacher will provide you with this information) and click “next.”

5) Type in your email and click “next.”

Create a user profile

Thank you! You have successfully joined the class:

North Projects

The next step is to enter your email address, which will be your Turnitin user name.

enter your email address:

- 6) Create a password as per the instructions. Make sure to write this password down and to keep track of it. Click “next.”

Create a user profile

Now you will create your Turnitin password.

Please keep in mind that your password is case sensitive (for example, paSS123 would be different than pass123), must be 6-12 characters long, and contain at least one letter and one number (for added security).

enter your password:

confirm your password:

Select a secret question and answer it.

- 7)

Create a new user profile

Next, please enter a secret question and answer combination. You will be asked for this combination if you ever forget your password and need to reset it.

secret question:

question answer:

[< prev](#)

[next >](#)

Create a user profile

Please enter your first and last name.

your first name:

your last name:

[< prev](#)

[next >](#)

Create a user profile

Please read our user agreement below. Select "I agree" to complete your user profile.

IMPORTANT NOTICE: THIS SITE AND RELATED SERVICES ARE PROVIDED SUBJECT TO THESE TERMS AND CONDITIONS. PLEASE READ THE FOLLOWING INFORMATION CAREFULLY. YOUR CONTINUED USE OF THIS SITE WILL INDICATE YOUR AGREEMENT TO BE BOUND BY THE TERMS AND CONDITIONS SET FORTH BELOW. IF YOU DO NOT AGREE TO THESE TERMS AND CONDITIONS, PROMPTLY EXIT THIS SITE. These Terms and Conditions of Use (the "Terms and Conditions") govern your use of the Turnitin.com web site provided by iParadigms, LLC

[I disagree -- cancel profile](#)

[I agree -- create profile](#)

Create a user profile

Please read our user agreement below. Select "I agree" to complete your user profile.

IMPORTANT NOTICE: THIS SITE AND RELATED SERVICES ARE PROVIDED SUBJECT TO THESE TERMS AND CONDITIONS. PLEASE READ THE FOLLOWING INFORMATION CAREFULLY. YOUR CONTINUED USE OF THIS SITE WILL INDICATE YOUR AGREEMENT TO BE BOUND BY THE TERMS AND CONDITIONS SET FORTH BELOW. IF YOU DO NOT AGREE TO THESE TERMS AND CONDITIONS, PROMPTLY EXIT THIS SITE. These Terms and Conditions of Use (the "Terms and Conditions") govern your use of the Turnitin.com web site provided by iParadigms, LLC

[I disagree -- cancel profile](#)


[I agree -- create profile](#)

Create a user profile (completed)

Welcome! You have just enrolled in the Turnitin class: [North Projects](#).

You are now ready to submit a paper.

To submit a paper, please login to Turnitin and click on the name of your class. You will be taken to your class portfolio page, which will look much like this:

| # | assignment | submit |
|---|---|---|
| 1 | assignment 1 07-17-03 07-10-03 |  |

click to submit

Next to the name of your first assignment will be a submit button. Click the submit button to submit your first paper.

[end wizard and log in](#)

Welcome, Bill Golding.

[my classes](#) [user info](#) [user type](#) [logout](#) [messages](#) [help!](#)


Now viewing: All classes

ti

i This is your student homepage. The homepage shows your enrolled classes. To enroll in a new class, click the enroll in a class button. Click a class your portfolio for the class. From your portfolio, you can submit a paper.

enroll in a class

Eugene International High School

| class ID | enter a class | instructor | status | drop class |
|----------|--------------------------------|---------------------------|--------|---|
| 1398163 | North Projects | Wiebe, C. | active |  |

Welcome, Bill Golding.

my classes

user info

Now viewing: Eugene International High School: North Projects

i This is your class portfolio. The left column of your portfolio lists assignments next to an assignment to submit a paper.

class portfolio

discussion

calendar

assignment list

#

assignment

submit

1

[Great Mind Best Draft](#)



11-22-05

12-08-05

i To submit a paper, locate the paper you want to submit on your computer by clicking the "browse" button and enter a title for the paper. Select an enrolled student using the student pulldown to associate the submission with a student and click the submit button to upload the paper.

class portfolio

discussion

calendar

Submit a paper by:

first name:

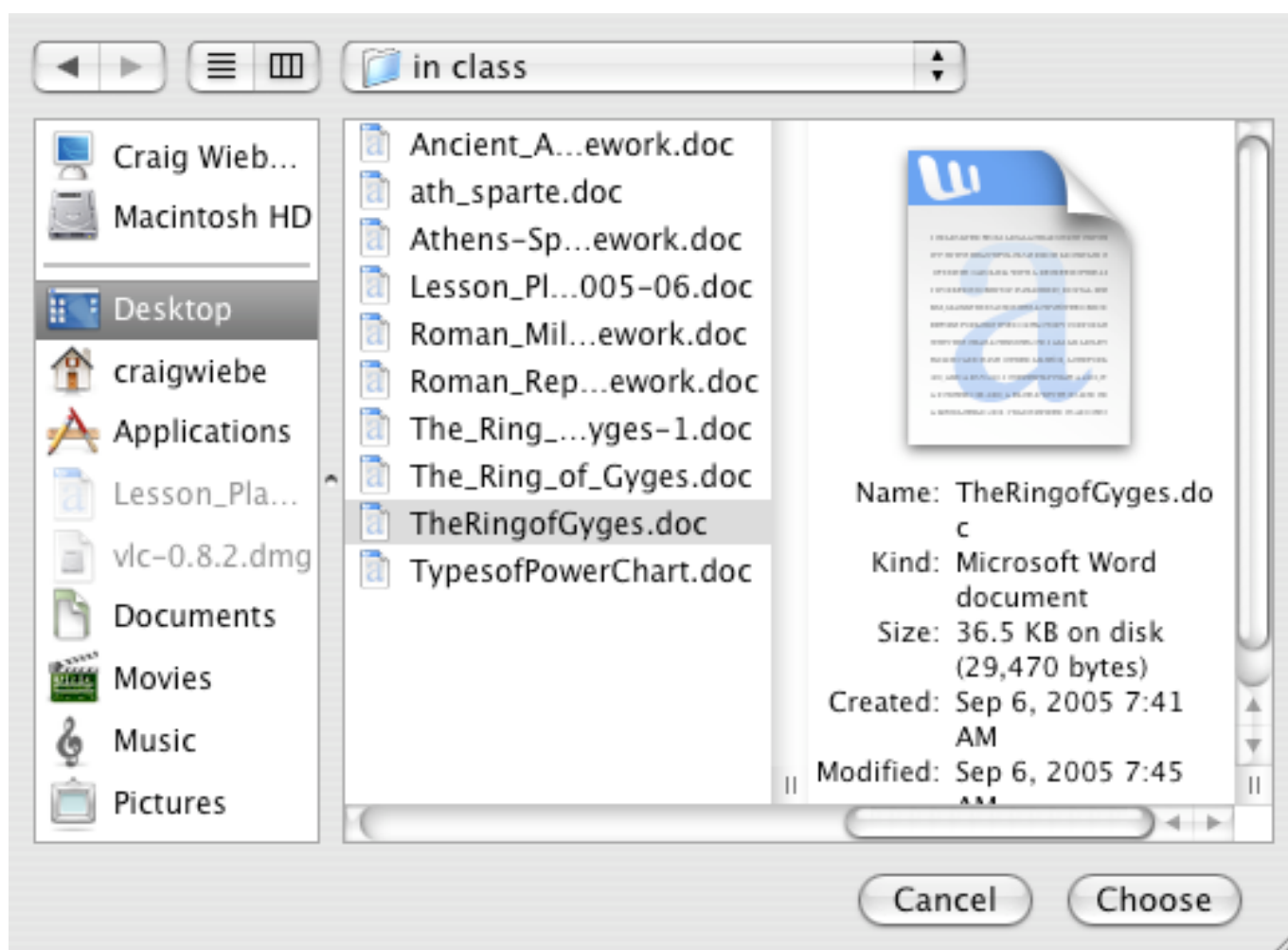
last name:

submission title:

Browse for the file you want to upload:

no file selected

Turnitin currently accepts the following file types:
MS Word, WordPerfect, PostScript, PDF, HTML, RTF, and plain text.



Submit a paper by: file upload

submit

first name: Bill

last name: Golding

submission title: Plato

Browse for the file you want to upload:

Choose File

TheRingofGyges.doc

Turnitin currently accepts the following file types:

MS Word, WordPerfect, PostScript, PDF, HTML, RTF, and plain text.

Is this the paper you want to submit?

yes, submit

[no, go back](#)

The Ring of Gyges

from Plato, Republic 359d-360c

[pic]

Glaucon disagrees with Socrates and insists that justice and virtue are not in fact desirable in and of themselves. In support of his

Turnitin digital receipt

portfolio



paper title: Plato


paper id: 21188643

paper author: Golding, Bill

The Ring of Gyges

from Plato, Republic 359d-360c



[pic]

| your portfolio | | | | |
|-----------------------|-------|-----------|---|---------|
| | title | submitted | contents | reviews |
| Plato | | 11-22-05 | --  .doc | 0 |

i This is your class portfolio. The left column of your portfolio list next to an assignment to submit a paper.

| | | |
|------------------------|------------|----------|
| class portfolio | discussion | calendar |
|------------------------|------------|----------|

| assignment list | | |
|-----------------|---------------------------------------|---|
| # | assignment | submit |
| 1 | Great Mind Best Draft |  |
| | 11-22-05 12-08-05 | |

| your portfolio | | | | |
|-----------------------|-------|-----------|--|---------|
| | title | submitted | contents | reviews |
| Plato | | 11-22-05 | 87%   .doc | 0 |

1 85% match (archived internet from 03/02/03)
<http://truth.wofford.edu>

2 2% match (student papers from 04/05/05)
[Submitted to York University](#)