

A stack of white papers with blue lines, slightly blurred, set against a light purple background.A large, circular clock face with numbers 1-12, set against a light purple background.

CLASSROOM PROCEDURES

A stack of white papers with blue lines, slightly blurred, set against a light green background.A large, circular clock face with numbers 1-12, set against a light yellow background.

Ms. Superneau's Classroom - Room 213
7th Grade Social Studies
Arts & Technology Academy

FOREWORD



Welcome to 7th Grade Social Studies
with Ms. Superneau!

We have so much to do this year! In order to accomplish everything, we must be Respectful, Responsible and Safe at all times.

We all have expectations of each other. As students (and teacher), we must do our best to live up to each others' expectations.

EXPECTATIONS



Be Respectful!

- Use kind language at all times
- Respect others' personal space and belongings
- Respect the right of others to learn and work without disruption

Be Responsible!

- Come to class on time and ready to learn (with all materials)
- Clean up after yourself
- Give your best effort on all activities

Be Safe!

- Move around the room calmly and quietly.
- Keep hands, feet, and objects to yourself.
- Follow all technology expectations





Practice

Model “Walk around the room calmly”

Question: Why is it important to respect the right of others to learn and work without disruption?

Question: What is one example of how we can listen to each other?

Question: What do you think you should do if you don't have the materials needed for class?

CONSEQUENCES

Positive

- Wolf Bucks
- Stickers
- Citizenship Card Recognition

Negative

- Citizenship Card Reminder
- Level 2 (Call home/Teacher Discretion)
- Level 3 Referral (Principal Discretion)


- Whole Class? Loss of passing period, Free time at end of class, etc.





GRADING

- Point System
 - Projects & Rubrics
 - Tests
- Missing Assignments – 50 %
- Synergy StudentVue!
- Late work – 10% penalty, unless absent






Questions



How will missing assignments be scored?



What should you do if you need to turn in an assignment late because you were absent?



Why is it good to receive a sticker on your assignment?

ENTRANCE



1. Bring all materials needed for the class.
2. Enter the classroom calmly.
3. Look at the day's agenda and write classwork and homework in planner.
4. Get out citizenship card and warm up/cool down sheet. Begin any warmup or await teacher instructions.





Practice: Entrance

Whole class routine practice:

- Pack up and exit room.
- Come back into room and follow start of class procedure:
 - enter calmly
 - get out planner
 - get out warm up and citizenship card.
 - wait quietly



GIVING THE TEACHER YOUR ATTENTION

- Countdown 3 - 2 - 1 - 0
- Put down whatever you are doing.
- Notify any classmates who haven't noticed/
heard the countdown.
- Face the teacher and wait silently.
- Do not begin talking/working again until
teacher is done.

Now....Practice!





Instruction vs. Group

<p>~ Still, quiet hands & feet</p> <p>~ One person speaks at a time</p> <p>~ Raise hand to speak</p>	<p>~ Listen!</p> <p>~ Stay on topic</p> <p>~ Respect others' opinions</p>	<p>~ Move around room calmly</p> <p>~ Use time wisely</p> <p>~ Use quiet voices</p> <p>~ Show respect to your group and other groups</p>
--	---	--

Processing

Question: What are some examples of quiet hands & feet during instruction time?

Question: What are three expectations that stand during both independent work and instruction?

Model: What does it look like to move around the room calmly during work time?



If you need to leave the ROOM...

Bathroom/Locker:

- **One person out of class at a time**
- **Ask teacher permission**
 - **Bathroom/Locker pass**
- **Sign out sheet & take the Hall Pass**

- **Wait for an appropriate time**
- **No more than two trips per week**
- **Use sign language, if you can!**

water



bathroom



DONE WITH THE ASSIGNMENT?



1. Check your work. Have a peer or teacher check your work.

- Make sure your **NAME** is on it!

2. Turn it in, or put it in a safe place in your binder.


3. Find something quiet to work on, such as:

- Read quietly,
- Work on another assignment,
- Ask Ms. S if you can help with anything.



DISMISSAL

- I will signal when it is time to clean up.
- Clean your work area and take all garbage to the trash can.
- Move any tables or chairs back to their original position
- Return to assigned seat, and wait quietly to be dismissed.
- The ring of the bell does not dismiss you.
- **PUSH IN YOUR CHAIRS** when you leave!



Practice

Practice end of class routine:

- Wait for teacher to signal clean up!
- Pack up all papers
- Check cubby
- Check for garbage
- Wait for teacher instructions!



WHEN YOU MISS CLASS...



Work missed due to excused absences will be accepted without penalty within one week after the date of the absence. Attach a late slip to your assignment!

Order of Operations

- Check blog at home
- Absent Binder
- Teacher before/ after school or during lunch
- Teacher during class (avoid **AT ALL COSTS!!**)

**HAVE A WONDERFUL,
ENJOYABLE YEAR!**



Ms. Superneau