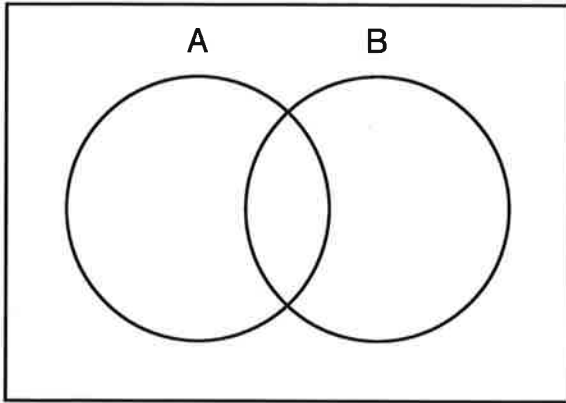


Name : _____ Score : _____

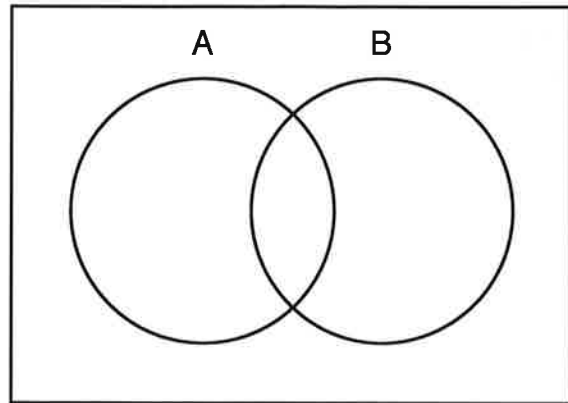
Teacher : _____ Date : _____

Shade the Venn Diagrams

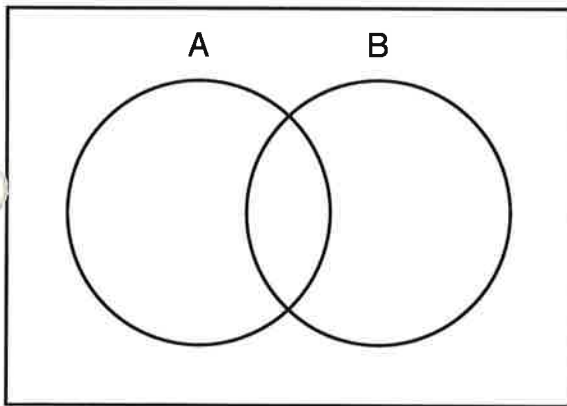
1) Shade A - B



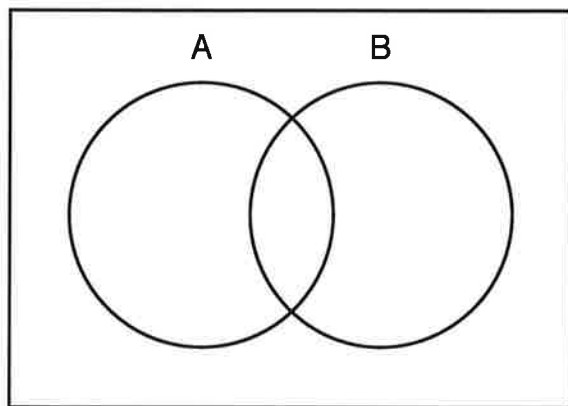
2) Shade B - A



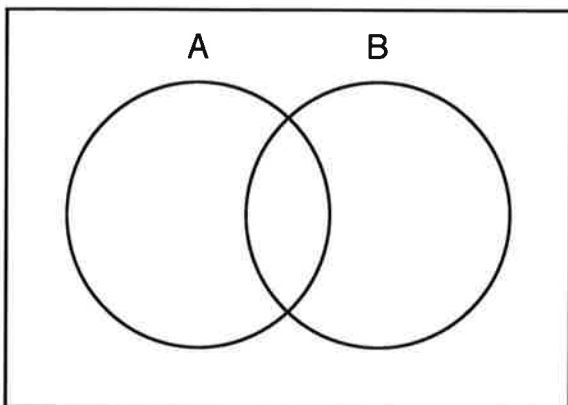
3) Shade B



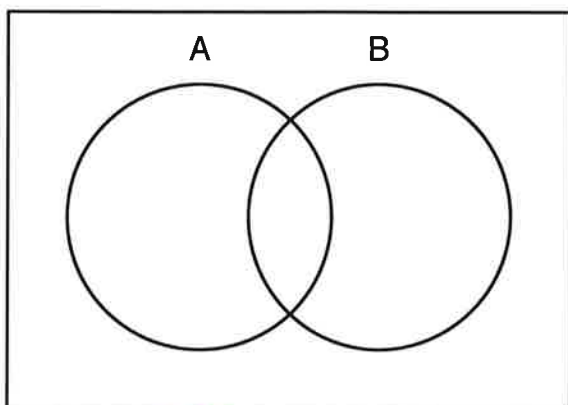
4) Shade A ∩ B



5) Shade A



6) Shade A ∪ B



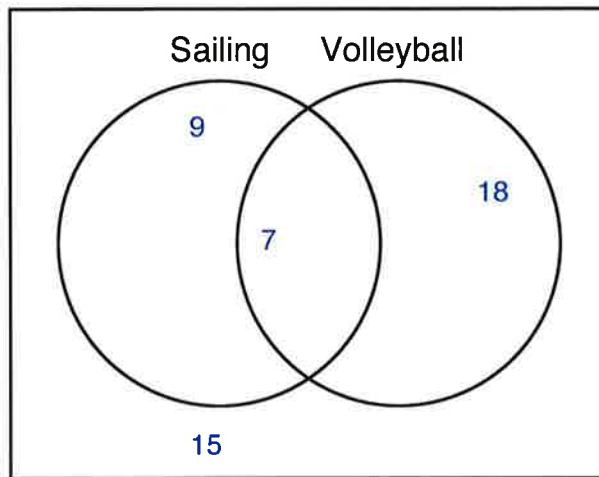
Name : _____

Score : _____

Teacher : _____

Date : _____

Answer the Questions Based on the Venn Diagram



- 1) How many students like Sailing ? _____
- 2) How many students like Sailing or Volleyball ? _____
- 3) How many students do not like both Sailing and Volleyball ? _____
- 4) How many students do not like Sailing ? _____
- 5) How many students do not like either Sailing or Volleyball ? _____
- 6) How many students like Volleyball ? _____
- 7) How many students only like Sailing ? _____
- 8) How many students only like Volleyball ? _____
- 9) How many students like both Sailing and Volleyball ? _____
- 10) How many students do not like Volleyball ? _____