

Language Homework #1

Daily Language Practice – Correct the sentence using editing marks.
Then, rewrite it *correctly* on the lines below.

floyd and Wendell wait in clas

Spelling – Put your spelling words in alphabetical order.

1. _____

2. _____

3. _____

4. _____

5. _____

6. _____

7. _____

8. _____

9. _____

10. _____

11. _____


12. _____

13. _____

14. _____

15. _____

16. _____




Vocabulary – Draw a picture and write a sentence for the vocabulary words below.

Directions

Definition: lines or paths along which someone or something goes, lies or points

Picture:




Sentence:


Rumpled

Definition: wrinkled or creased

Picture:



Sentence:



Language Homework #2

Daily Language Practice – Correct the sentence using editing marks. Then, rewrite it *correctly* on the lines below.

mona lef. Her hat behind.

What is a sentence? Read each group of words. Write **sentence** if the words are a complete sentence. Write **fragment** if they are not a complete sentence.

Ate a sandwich for lunch.

The children played kickball at recess.

My teacher read a book to our class.

Kasie, Justin, and Kelly.

Sat down on the floor.

The principal spoke at the assembly.

The blue car.


She ate a piece of cake at the party.

Vocabulary – Draw a picture and write a sentence for the vocabulary words below.

Situations

Definition: sets of conditions at certain moments in time

Picture:




Sentence:




Unusual

Definition: not usual, common, or ordinary

Picture:



Sentence:



_____ Name _____ Date _____

Language Homework #3

Daily Language Practice – Correct the sentence using editing marks.
Then, rewrite it *correctly* on the lines below.

floyd worried. About his frend.

Base Words Read the words below. Circle the base word in each word
and then write it on the line.


spending	_____
climbed	_____
shouted	_____
larger	_____
unusual	_____
disappear	_____
showing	_____
lined	_____

Vocabulary – Draw a picture and write a sentence for the vocabulary words below.

Visible

Definition: able to be seen

Picture:




Sentence:




Worried

Definition: concerned or anxious

Picture:



Sentence:



_____ Name _____ Date _____

Language Homework #4

Daily Language Practice – Correct the sentence using editing marks. Then, rewrite it *correctly* on the lines below.

the students. See a stik in the hat room.

Spelling – Use the chart below to sort this week’s spelling words. Be sure to spell all your words correctly.

Short A Words

Short E Words

Short I Words

Vocabulary – Write the vocabulary word next to its definition.

directions	rumpled	situations
unusual	visible	worried

- _____ lines or paths along which someone or something goes, lies, or points
- _____ concerned or anxious
- _____ not usual, common, or ordinary
- _____ wrinkled or creased
- _____ able to be seen
- _____ sets of conditions at certain moments in time

