



10. Areas of Study

Schools and Subjects	188–189
English Composition	190–191
Mathematics	192–193
Science	194–195
Computers	196
The Internet	197
U.S. History	198
World History	199
North America and Central America	200–201
World Map	202–203
Geography and Habitats	204
The Universe	205
A Graduation	206–207



11. Plants and Animals

Nature Center	208–209
Trees and Plants	210
Flowers	211
Marine Life, Amphibians, and Reptiles	212–213
Birds, Insects, and Arachnids	214
Domestic Animals and Rodents	215
Mammals	216–217
Energy and Conservation	218–219
U.S. National Parks	220–221



12. Recreation

Places to Go	222–223
The Park and Playground	224
The Beach	225
Outdoor Recreation	226
Winter and Water Sports	227
Individual Sports	228
Team Sports	229
Sports Verbs	230
Sports Equipment	231
Hobbies and Games	232–233
Electronics and Photography	234–235
Entertainment	236–237
Music	238
Holidays	239
A Birthday Party	240–241
Another Look	242–253
Listening Exercises	254–309



Schools and Subjects

1. Check (✓) the words you know. Open your dictionary.
Find the words you don't know.


Word List: Schools and Subjects

Dictionary page 188

- | | | |
|--|--|---|
| <input type="checkbox"/> preschool | <input type="checkbox"/> high school | <input type="checkbox"/> college / university |
| <input type="checkbox"/> elementary school | <input type="checkbox"/> vocational school | <input type="checkbox"/> adult school |
| <input type="checkbox"/> middle school | <input type="checkbox"/> community college | |

2. Label the schools. Use the words in the box.

preschool elementary school ~~high school~~ vocational school adult school



a. high school



b. _____



c. _____



d. _____



e. _____

3. Read the sentences. Circle the correct words.

- a. Tina is seven years old. She goes to preschool / elementary school.
- b. Brandon is three. He goes to preschool / vocational school.
- c. Mike studies electronics. He goes to vocational / middle school.
- d. Sun is 16 years old. She goes to middle / high school.
- e. Omar is in medical school. He goes to a community college / university.
- f. Minh learns English at the community center. She goes to middle / adult school.

4. Check (✓) the things you like to study. Use your dictionary for help.

Word List: Schools and Subjects
Dictionary page 189

<input type="checkbox"/> language arts	<input type="checkbox"/> history	<input type="checkbox"/> arts
<input type="checkbox"/> math	<input type="checkbox"/> world languages	<input type="checkbox"/> music
<input type="checkbox"/> science	<input type="checkbox"/> ESL / ESOL	<input type="checkbox"/> physical education

5. Match the words with the pictures.

- 3 a. music
 ___ b. science
 ___ c. ESL
 ___ d. math
 ___ e. history
 ___ f. world languages

1.



2.



3.



4.



5.

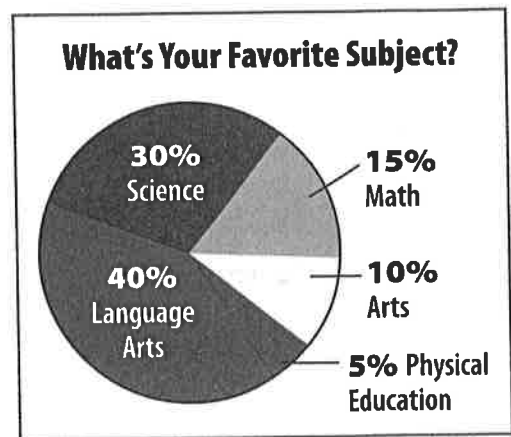


6.



6. Study the chart. Complete the sentences.

- a. Forty percent of students like Language Arts.
- b. Ten percent of students like _____.
- c. Forty-five percent of students like math and _____.
- d. Five percent of students like _____.



Challenge What's your favorite subject? Ask three people. Write their answers.





1. Check (✓) the words you know. Open your dictionary. Find the words you don't know.

Word List: English Composition

Dictionary page 190

- | | | |
|------------------------------------|---|--|
| <input type="checkbox"/> word | <input type="checkbox"/> period | <input type="checkbox"/> comma |
| <input type="checkbox"/> sentence | <input type="checkbox"/> question mark | <input type="checkbox"/> quotation marks |
| <input type="checkbox"/> paragraph | <input type="checkbox"/> exclamation mark | <input type="checkbox"/> apostrophe |

2. Follow the directions.

- | | |
|---|---|
| a. Circle the period.
There's my book. | d. Circle the question mark.
What's on your desk? |
| b. Circle the quotation marks.
"Be careful!" | e. Circle the commas.
There's a desk, a chair, and a pencil. |
| c. Circle the word with an apostrophe.
Where is Tom's car? | f. Circle the exclamation mark.
The police officer said, "Stop!" |

3. Read the paragraph. Circle the punctuation. Then write *T* (true) or *F* (false).

Today we are studying English composition. We're learning about sentences and punctuation. I know that sentences need a period, a question mark, or an exclamation mark. Some words need apostrophes. Do you know how to use quotation marks?


- | | |
|----------------------------------|---------------|
| a. There is one paragraph. | <u> T </u> |
| b. There are eight sentences. | <u> </u> |
| c. There are two commas. | <u> </u> |
| d. There are two question marks. | <u> </u> |
| e. There is one apostrophe. | <u> </u> |
| f. There are 25 words. | <u> </u> |

4. Check (✓) the things you like to do. Use your dictionary for help.

Word List: English Composition
Dictionary page 191

<input type="checkbox"/> Brainstorm ideas.	<input type="checkbox"/> Write a first draft.	<input type="checkbox"/> Rewrite.
<input type="checkbox"/> Organize your ideas.	<input type="checkbox"/> Edit.	<input type="checkbox"/> Turn in your paper.

5. Match the words with the pictures.



- | | | |
|-------------------|-----------------|----------------|
| <u>1</u> a. write | ___ c. turn in | ___ e. edit |
| ___ b. brainstorm | ___ d. organize | ___ f. rewrite |

6. Complete the sentences. Use the words in the box.

ideas
organize
~~composition~~
draft
rewrite
turn in

- a. The students are writing a composition.
- b. They brainstorm _____.
- c. They _____ their ideas.
- d. They write a first _____.
- e. They edit and _____ their work.
- f. Then they _____ their papers.





1. Check (✓) the words you know. Open your dictionary.
Find the words you don't know.

Word List: Mathematics

Dictionary page 192

- | | |
|--|-----------------------------------|
| <input type="checkbox"/> negative integers | <input type="checkbox"/> add |
| <input type="checkbox"/> positive integers | <input type="checkbox"/> subtract |
| <input type="checkbox"/> odd numbers | <input type="checkbox"/> multiply |
| <input type="checkbox"/> even numbers | <input type="checkbox"/> divide |

2. Match the numbers with the words.

- | | |
|----------------------|-------------------|
| <u>4</u> a. 1, 3, 5 | 1. positive three |
| ___ b. -3 | 2. even number |
| ___ c. 2 | 3. negative three |
| ___ d. 3 | 4. odd numbers |
| ___ e. $10 + 2$ | 5. add |
| ___ f. 10×2 | 6. subtract |
| ___ g. $10 \div 2$ | 7. multiply |
| ___ h. $10 - 2$ | 8. divide |

3. Do the math. Then circle all the correct letters.

a. $4 \times 4 = \underline{16}$

b. $2 - 6 = \underline{\quad}$

c. $7 + 2 = \underline{\quad}$

d. $9 \div 3 = \underline{\quad}$

- | | | | | |
|--|---|------------|---|---|
| 1. This problem has a negative answer. | a | (b) | c | d |
| 2. This problem has no even numbers. | a | b | c | d |
| 3. These problems have no odd numbers. | a | b | c | d |
| 4. These problems have positive answers. | a | b | c | d |

4. Check (✓) the lines, shapes, and angles you see in your classroom.
Use your dictionary for help.


Word List: Mathematics
Dictionary page 193

<input type="checkbox"/> straight line	<input type="checkbox"/> right angle	<input type="checkbox"/> triangle
<input type="checkbox"/> curved line	<input type="checkbox"/> rectangle	<input type="checkbox"/> circle
<input type="checkbox"/> parallel lines	<input type="checkbox"/> square	


5. Cross out the word that doesn't belong.

- | | | |
|----------------|------------------|---------------|
| a. straight | right | curved |
| b. rectangle | square | circle |
| c. triangle | square | curved line |
| d. triangle | circle | curved line |
| e. right angle | parallel lines | straight line |


6. Read the labels. Draw the pictures.




a. square




b. circle




c. curved line



d. parallel lines



e. triangle



f. rectangle

Challenge How many lines are in a square? A triangle? A circle?





1. Check (✓) the things a biologist can see with a microscope. Use your dictionary for help.

Word List: Science
Dictionary page 194

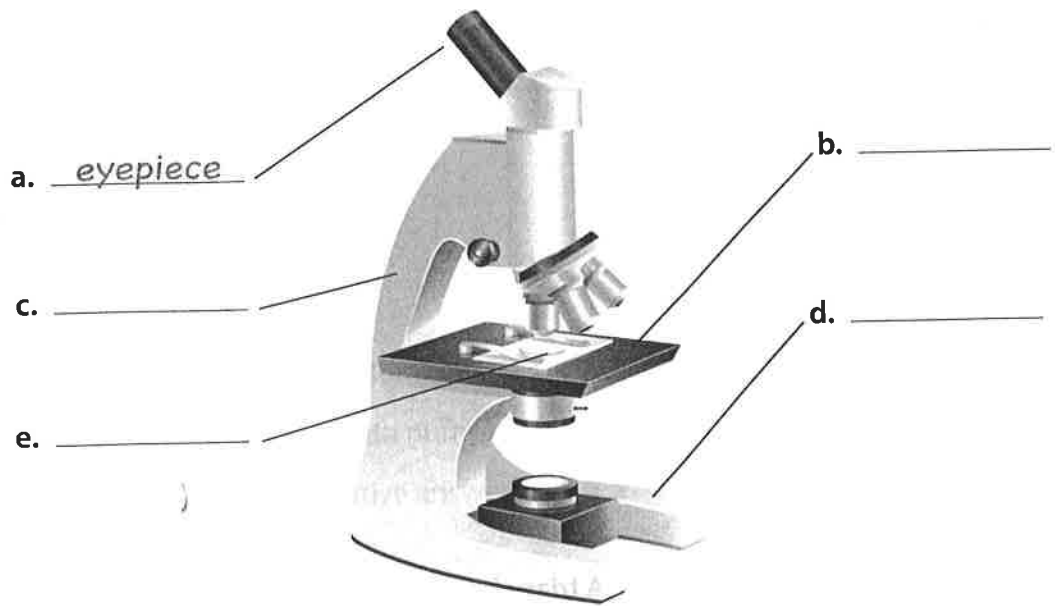
Biology		Microscope	
<input type="checkbox"/> organisms	<input type="checkbox"/> slide	<input type="checkbox"/> eyepiece	<input type="checkbox"/> base
<input type="checkbox"/> biologist	<input type="checkbox"/> cell	<input type="checkbox"/> stage	<input type="checkbox"/> arm
	<input type="checkbox"/> nucleus		

2. Read the sentences. Circle the correct words.

- a. A biologist studies biology / a base.
- b. All organisms have slides / cells.
- c. Every cell has a nucleus / an arm.
- d. A biologist uses a microscope / nucleus to see small organisms.
- e. Put the slide on the eyepiece / stage.
- f. Use the base / eyepiece to see the slide.

3. Label the pictures. Use the words in the box.

stage
~~eyepiece~~
slide
base
arm



4. Check (✓) the things a chemist studies. Use your dictionary for help.


Word List: Science
Dictionary page 195

Chemistry	A Science Lab
<input type="checkbox"/> chemist <input type="checkbox"/> molecule	<input type="checkbox"/> Bunsen burner <input type="checkbox"/> forceps
<input type="checkbox"/> periodic table <input type="checkbox"/> atom	<input type="checkbox"/> beaker <input type="checkbox"/> dropper
	<input type="checkbox"/> test tube

5. Unscramble the words.

- | | |
|------------------------------|-------------------------------------|
| a. karbee b <u>e a k e r</u> | d. mtao _____ m |
| b. sitmhec c _____ m _____ t | e. focresp _____ o r _____ p _____ |
| c. preorpd d _____ p p _____ | f. clueelom m _____ l _____ c _____ |

6. Look at the picture. Circle the correct words.



- a. There are three test tubes / beakers.
- b. The chemist / periodic table is working.
- c. The droppers / forceps are next to the Bunsen burner.
- d. There are four test tubes / droppers.
- e. The chemist is studying molecules / a Bunsen burner.





1. Check (✓) the things you use or do every day. Use your dictionary for help.

Word List: Computers

Dictionary page 196

hard drive

DVD and CD ROM drive

software

monitor

keyboard

mouse

printer

type

select

delete

2. Match the words with the sentences.

5 a. hard drive

___ b. mouse

___ c. keyboard

___ d. DVD and CD ROM drive

___ e. printer

1. Use this to type.

2. Put a CD ROM here.

3. Use this to select words.

4. Use this to print documents.

5. The computer keeps information here.

3. Label the picture. Use the words in the box.

printer


software

monitor

keyboard

mouse

~~CD ROM drive~~





1. Check (✓) the words you know. Open your dictionary. Find the words you don't know.



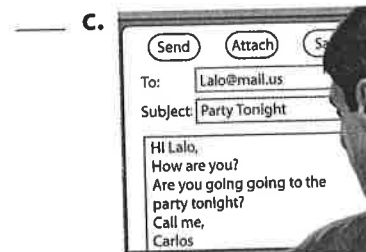


Word List: The Internet
Dictionary page 197

<input type="checkbox"/> menu bar	<input type="checkbox"/> pointer	<input type="checkbox"/> address the email
<input type="checkbox"/> back button	<input type="checkbox"/> cursor	<input type="checkbox"/> type the message
<input type="checkbox"/> URL / website address	<input type="checkbox"/> scroll bar	<input type="checkbox"/> send the email

2. Unscramble the words.

- | | |
|--|---|
| a. emun rba m <u>e</u> <u>n</u> u b <u>a</u> r | d. stiebwe w _____ s _____ e |
| b. ruoscr c _____ s _____ r | e. orcsll abr s _____ o _____ l b _____ |
| c. trepion p _____ i _____ t _____ | f. kabc notbut b _____ k
b _____ n |

3. Label the pictures. Write the numbers.



1. Read the email.
2. Send the email.

3. Select the word.
4. Address the email.

5. Delete the mistake.
6. Type the message.





1. Check (✓) the wars you know about. Use your dictionary for help.

Word List: U.S. History		
Dictionary page 198		
<input type="checkbox"/> thirteen colonies	<input type="checkbox"/> Declaration of Independence	<input type="checkbox"/> Civil War
<input type="checkbox"/> colonists	<input type="checkbox"/> Revolutionary War	<input type="checkbox"/> World War I
<input type="checkbox"/> Native Americans	<input type="checkbox"/> Constitution	<input type="checkbox"/> World War II
	<input type="checkbox"/> Bill of Rights	

2. Take the test. Bubble in the answers.

Name: _____

Date: _____

1. (A) (B) (C) (D)

3. (A) (B) (C) (D)

5. (A) (B) (C) (D)

2. (A) (B) (C) (D)

4. (A) (B) (C) (D)

6. (A) (B) (C) (D)

1. Name the war between the thirteen colonies and England.

- a. the Civil War
- b. the Revolutionary War

2. Name the war between the states of the United States.

- a. the Civil War
- b. the Bill of Rights

3. Name the document that has the laws of the United States.

- a. the Declaration of Independence
- b. the Constitution

4. Name the first people to live in North America.

- a. Native Americans
- b. colonists

5. Name the first people from Europe to live in North America.

- a. colonies
- b. colonists

6. Name the World War from 1941–1945.

- a. World War I
- b. World War II

Challenge Name three rights in the Bill of Rights.





1. Check (✓) the words you know. Open your dictionary. Find the words you don't know.

Word List: World History
Dictionary page 199

<input type="checkbox"/> exploration	<input type="checkbox"/> army	<input type="checkbox"/> invention
<input type="checkbox"/> explorer	<input type="checkbox"/> immigration	<input type="checkbox"/> inventor
<input type="checkbox"/> war	<input type="checkbox"/> immigrant	

2. Complete the words. Write the letters.

a. e x p l o r e r

b. a _____ y

c. _____ r

d. ___ n v ___ n t ___ n

e. ___ m m ___ g ___ a ___

f. e x ___ o ___ a t ___


3. Look at the pictures. Circle the correct words.



a. Alexander Graham Bell was an inventor / explorer.



b. The telephone was an important invention / immigration.



c. Albert Einstein was a famous army / immigrant. He came to the U.S. in 1933.



d. Marco Polo was an explorer / immigration officer. He went to China.





North America and Central America

1. Check (✓) the places you know. Open your dictionary. Find the places you don't know.

Word List: North America and Central America

Dictionary pages 200-201

- | | | | |
|---|---|--------------------------------------|-------------------------------------|
| <input type="checkbox"/> Atlantic Ocean | <input type="checkbox"/> Canada | <input type="checkbox"/> Guatemala | <input type="checkbox"/> Nicaragua |
| <input type="checkbox"/> Pacific Ocean | <input type="checkbox"/> the United States of America | <input type="checkbox"/> Belize | <input type="checkbox"/> Costa Rica |
| <input type="checkbox"/> Gulf of Mexico | <input type="checkbox"/> Mexico | <input type="checkbox"/> El Salvador | <input type="checkbox"/> Panama |
| | | <input type="checkbox"/> Honduras | |

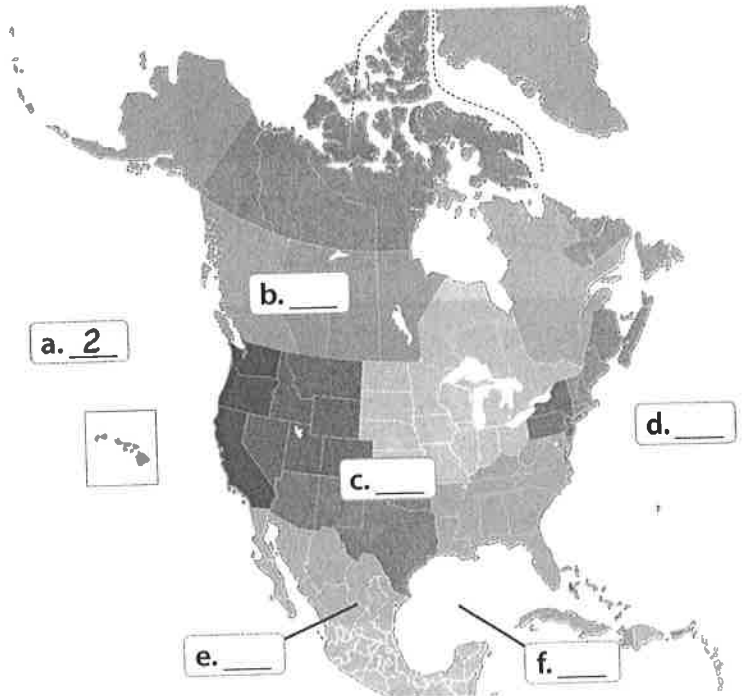
2. Write the words in the chart. Use the words in the box.

Mexico Panama ~~Atlantic Ocean~~ Gulf of Mexico Canada Guatemala

Water	North America	Central America
a. Atlantic Ocean	c.	e.
b.	d.	f.

3. Label the map. Write the numbers.

- Atlantic Ocean
- ~~Pacific Ocean~~
- Gulf of Mexico
- Canada
- the United States of America
- Mexico



4. Look at the pictures. Write *T* (true) or *F* (false).



- a. There are seven countries in Central America. T
- b. Belize is next to Mexico.
- c. Panama is next to Honduras.



- d. Mexico is in Central America.
- e. Mexico is between the Atlantic Ocean and the Gulf of Mexico.
- f. Mexico is next to Costa Rica and Nicaragua.



- g. The United States is between the Atlantic Ocean and the Pacific Ocean.
- h. The Atlantic Ocean is between the United States and Canada.
- i. Mexico is in Canada.

5. Study the chart. Write the countries in order, from largest to smallest.

- a. United States
- b.
- c.
- d.
- e.

Country	Number of People
Canada	32,805,041
El Salvador	6,881,000
Guatemala	12,600,000
Mexico	106,202,903
United States	300,165,500





1. Where is your country? Check (✓) the continent. Use your dictionary for help.

Word List: World Map

Dictionary pages 202-203

Continents

- | | |
|--|-------------------------------------|
| <input type="checkbox"/> North America | <input type="checkbox"/> Africa |
| <input type="checkbox"/> South America | <input type="checkbox"/> Australia |
| <input type="checkbox"/> Europe | <input type="checkbox"/> Antarctica |
| <input type="checkbox"/> Asia | |

Directions

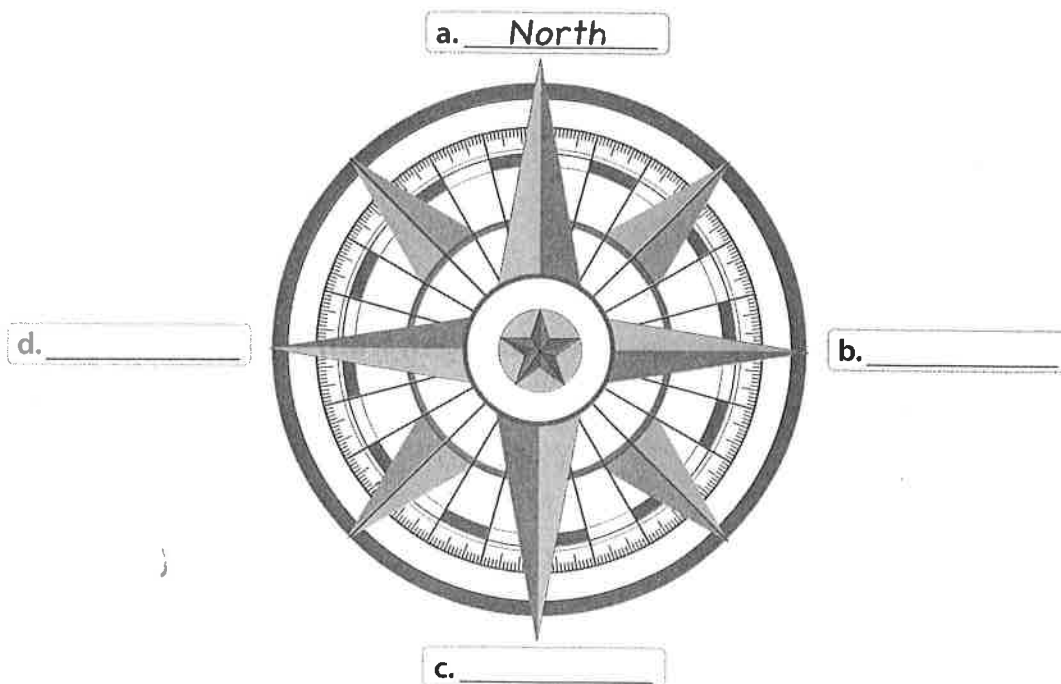
- | |
|--------------------------------|
| <input type="checkbox"/> North |
| <input type="checkbox"/> South |
| <input type="checkbox"/> East |
| <input type="checkbox"/> West |

2. Unscramble the words.

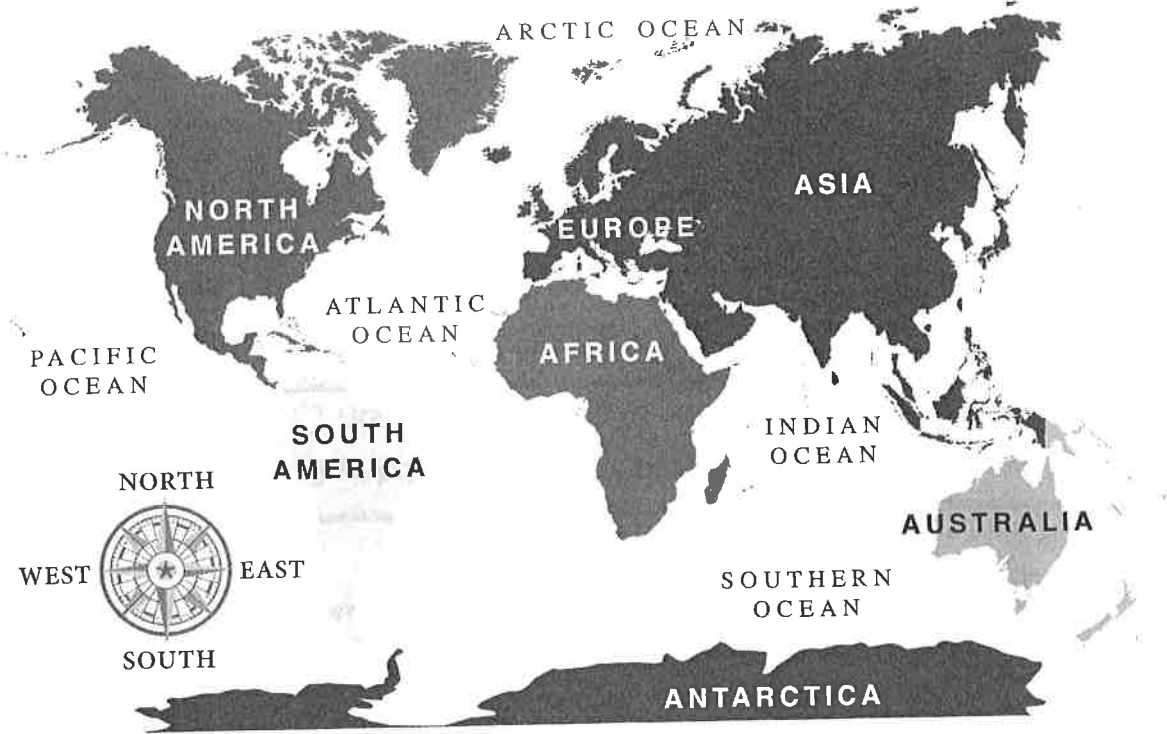
- | | | | |
|---------------|---------------------------|------------------|-------|
| a. rouEpe | _____ <i>Europe</i> _____ | d. ustlAraia | _____ |
| b. caifrA | _____ | e. thouS mercaiA | _____ |
| c. saAi | _____ | f. orNth caimAer | _____ |
| d. tartcAnica | _____ | h. orlwd mpa | _____ |

3. Label the compass. Use the words in the box.

North	South	East	West
------------------	-------	------	------



4. Look at the map. Circle the correct words.



- There are seven / nine continents.
- There are three / five oceans.
- Africa is south / east of Europe.
- The Indian Ocean is between Africa, Asia, and South America / Australia.
- Asia is east / north of Europe.
- The Atlantic / Pacific Ocean is east of North and South America.

5. Study the chart. Put the continents in order, from largest to smallest.

- Asia
- _____
- _____
- _____
- _____
- _____
- _____

Continent	Size (square miles)
Africa	39,065,000
Antarctica	13,209,000
Asia	44,579,000
Australia	7,687,000
Europe	9,938,000
North America	24,256,000
South America	17,819,000

Challenge What do you think? What is the continent with the most people?
What is the continent with the most countries?





1. Check (✓) the places in your home country. Use your dictionary for help.



Word List: Geography and Habitats
Dictionary page 204

<input type="checkbox"/> rain forest	<input type="checkbox"/> ocean	<input type="checkbox"/> forest
<input type="checkbox"/> river	<input type="checkbox"/> island	<input type="checkbox"/> lake
<input type="checkbox"/> desert	<input type="checkbox"/> beach	<input type="checkbox"/> mountain range

2. Match to complete the sentences.

- | | |
|---|--------------------|
| <u>5</u> a. Miami is the name of a city and a | 1. desert. |
| ___ b. The Pacific is an | 2. ocean. |
| ___ c. Hawaii is a group of | 3. river. |
| ___ d. The Andes is a | 4. islands. |
| ___ e. The Sahara is a | 5. beach. |
| ___ f. The Nile is a | 6. mountain range. |

3. Look at the pictures. Circle the correct words.



- a. Do you like the forest / ocean? Come to the California river / beaches.
- b. Do you need to relax? How about a quiet ocean / lake in the forest / desert?
- c. Are you looking for an exciting place? Come to South America. See the rain forest / desert.
Take a trip on the river / mountain range.





1. Check (✓) the words you know. Open your dictionary. Find the words you don't know.

Word List: The Universe
Dictionary page 205

Planets		
<input type="checkbox"/> Mercury	<input type="checkbox"/> Jupiter	<input type="checkbox"/> moon (new, full)
<input type="checkbox"/> Venus	<input type="checkbox"/> Saturn	<input type="checkbox"/> star
<input type="checkbox"/> Earth	<input type="checkbox"/> Uranus	<input type="checkbox"/> galaxy
<input type="checkbox"/> Mars	<input type="checkbox"/> Neptune	

2. Cross out the word that doesn't belong.

- a. Mars ~~star~~ Earth
- b. Jupiter full moon new moon
- c. Earth Mercury galaxy
- d. star Mars moon
- e. planets stars universe

3. Complete the crossword puzzle.

ACROSS

- 2. Earth, Mars, and Venus are ____.
- 5. A full or new ____.
- 6. The planet we live on.

DOWN

- 1. A large group of stars.
- 3. A cold planet far from the sun.
- 4. The sun is a ____.

	1									
	2	P	L	A	3	N	E	T	4	S
	5									
				6						





1. Check (✓) the words you know. Open your dictionary. Find the words you don't know.

Word List: A Graduation

Dictionary pages 206-207

photographer

podium

take a picture

funny photo

ceremony

cry

serious photo

cap

celebrate

guest speaker

gown

2. Match the words with the pictures.

3 a. guest speaker

1.



2.



___ b. gown

___ c. podium

___ d. photographer

___ e. cap

___ f. serious photo

3.



4.




___ g. funny photo

___ h. cry

5.



6.



7.




8.



3. Read the story. Circle the correct words.

- a. Here are some photos of my son's graduation ceremony / photographer.
- b. There's Miguel in his cap and podium / gown.
- c. It's a very serious / funny photo.



- d. This is the guest speaker / photograph.
- e. He's in a cap / at the podium.



- f. This is Miguel's favorite ceremony / photo.
- g. Miguel is crying / celebrating with his friends.
- h. It's a very funny / serious photo.



4. What about you? Answer the questions. Write Yes, I do or No, I don't.

- a. Do you like to take pictures? _____
- b. Do you like people to take your picture? _____
- c. Do you like to look at photos of other people? _____





1. Check (✓) the words you know. Open your dictionary. Find the words you don't know.

Word List: Nature Center

Dictionary pages 208-209

trees

plants

sky

nest

soil

rock

mammals

water

path

flowers

insects

fish

bird

sun

2. Cross out the word that doesn't belong.

a. ~~flower~~ bird nest


b. sun sky soil

c. tree mammal plant

d. fish insect sun

e. water rocks path

3. Look at the picture. Read the sentences. Number the people.



1. Mai is watching the birds.

2. Alma is looking at the flowers.

3. Mel is walking on the path.

4. Sam sees a fish.

5. Tony is sitting under the tree.

6. Roberto is sitting on the rock.

4. Complete the story. Use the words in the box.

insects

~~nature~~

nest

sky

center

sun

birds




- Tina and Tim are at the nature center today.
- The _____ is warm.
- The _____ is blue. It's a great day.
- Tim is studying _____ for his science class.
- Tina is watching the _____.
- They have baby birds in their _____.
- The nature _____ is a great place to learn.

5. Read the brochure. Answer the questions.

Bug Out! Learn all about insects.

Bird is the Word
Come see our bird show with 10 different birds.
Saturday 10-11

Lions, Tigers and Bears
Come and watch them eat lunch.
Sunday 12-1



Take a picture with Isaac The Insect.
Wednesday 6-7

- What can you learn about at Bug Out!? _____
- How many birds can you see at the bird show? _____
- When can you learn about mammals? _____





1. Check (✓) the trees and plants in your neighborhood. Use your dictionary for help.

Word List: Trees and Plants
Dictionary page 210

<input type="checkbox"/> branch	<input type="checkbox"/> pine	<input type="checkbox"/> cactus
<input type="checkbox"/> trunk	<input type="checkbox"/> palm	<input type="checkbox"/> vine
<input type="checkbox"/> root	<input type="checkbox"/> oak	<input type="checkbox"/> poison ivy
<input type="checkbox"/> leaf		

2. Label the trees and plants. Use the words in the box.

~~cactus~~ vine palm poison ivy pine oak



a. cactus



b. _____



c. _____



d. _____



e. _____



f. _____

3. Read the sentences. Write *T* (true) or *F* (false).

- a. The leaves grow on the trunk of a tree. F
- b. The roots are on the branches.
- c. Branches grow from the trunk of a tree.
- d. Leaves grow on the branches.
- e. All trees have roots.
- f. All plants have trunks.





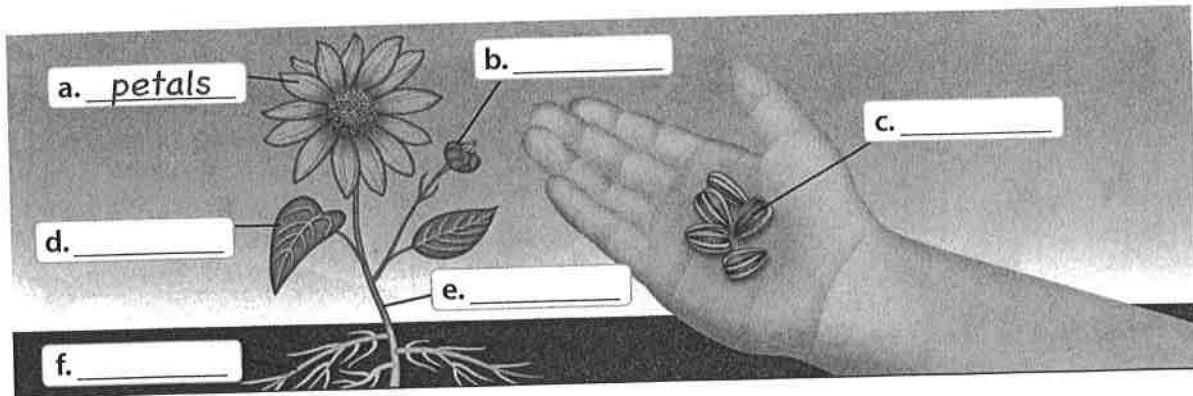
1. Check (✓) the parts of a flower above the soil. Use your dictionary for help.

Word List: Flowers
Dictionary page 211

<input type="checkbox"/> seed	<input type="checkbox"/> bud	<input type="checkbox"/> sunflower
<input type="checkbox"/> roots	<input type="checkbox"/> petals	<input type="checkbox"/> tulip
<input type="checkbox"/> leaves	<input type="checkbox"/> stems	<input type="checkbox"/> rose

2. Label the flower. Use the words in the box.

stem
bud
~~petals~~
leaves
roots
seeds







3. Read the article and the sentences. Check (✓) the answers.

- a. These flowers are for friends.
- sunflowers and yellow tulips
 - yellow roses and sunflowers
- b. These flowers are for true love.
- red tulips
 - pink roses
- c. These flowers say, "You're young and beautiful."
- white tulips
 - white rosebuds

Say it with Flowers

Do you know that different flowers say different things? For example, one red rose says, "I love you." Pink roses say, "Thank you." Here are some flowers and what they mean.

	GOOD FRIENDS		YOUNG AND BEAUTIFUL
	TRUE LOVE		TRUE FRIEND





1. Check (✓) the words you know. Open your dictionary. Find the words you don't know.

Word List: Marine Life, Amphibians, and Reptiles

Dictionary page 212

- | | | |
|---------------------------------|----------------------------------|------------------------------------|
| <input type="checkbox"/> fin | <input type="checkbox"/> shark | <input type="checkbox"/> swordfish |
| <input type="checkbox"/> gills | <input type="checkbox"/> tuna | <input type="checkbox"/> starfish |
| <input type="checkbox"/> scales | <input type="checkbox"/> octopus | <input type="checkbox"/> frog |


2. Write the words in the chart. Use the words in the box.

~~shark~~ tuna octopus swordfish starfish frog

Fins		No Fins	
a.	shark	d.	
b.		e.	
c.		f.	

3. Read the sentences. Circle the correct words.

- A shark / frog can live in the water or out of the water.
- An octopus / swordfish has eight arms.
- A fin / starfish usually has five arms.
- A gill / swordfish has a long "nose."
- Some sharks / swordfish can eat fish or people.
- People buy tuna / scales fresh or in cans.



Challenge Name two things in the Word List with gills.
Name two things in the Word List that don't have scales.

4. Check (✓) the animals that have feet. Use your dictionary for help.

Word List: Marine Life, Amphibians, and Reptiles


Dictionary page 213

- | | | | |
|----------------------------------|-----------------------------------|------------------------------------|---------------------------------|
| <input type="checkbox"/> whale | <input type="checkbox"/> walrus | <input type="checkbox"/> alligator | <input type="checkbox"/> lizard |
| <input type="checkbox"/> dolphin | <input type="checkbox"/> sea lion | <input type="checkbox"/> snake | <input type="checkbox"/> turtle |

5. Cross out the word that doesn't belong.

- | | | |
|---------------------|-----------|--------|
| a. snake | dolphin | whale |
| b. sea lion | alligator | lizard |
| c. walrus | dolphin | turtle |
| d. sea lion | snake | whale |
| e. turtle | sea lion | snake |

6. Look at the pictures. Answer the questions.



45 feet, 32,000 pounds,
50-60 years



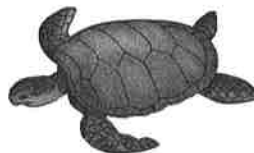
10 feet, 2,700 pounds,
40 years



8 feet, 800 pounds,
14 years



13 feet, 800 pounds,
65 years



2-4 feet, 400 pounds,
50 years



6 feet, 20 pounds,
20 years

- Which animal is short and heavy?
- Which animal lives 50–60 years?
- Which reptile is 800 pounds?
- Which animals live 20 years or less?
- Which animal would you like to be?

turtle





1. Check (✓) the words you know. Open your dictionary. Find the words you don't know.

Word List: Birds, Insects, and Arachnids

Dictionary page 214

- | | | |
|----------------------------------|-----------------------------------|------------------------------------|
| <input type="checkbox"/> wing | <input type="checkbox"/> blue jay | <input type="checkbox"/> butterfly |
| <input type="checkbox"/> feather | <input type="checkbox"/> duck | <input type="checkbox"/> honey bee |
| <input type="checkbox"/> owl | <input type="checkbox"/> pigeon | <input type="checkbox"/> spider |

2. Match the words with the pictures.



- | | | |
|-----------------------|------------------|----------------|
| <u>3</u> a. honey bee | ___ c. spider | ___ e. pigeon |
| ___ b. duck | ___ d. butterfly | ___ f. feather |

3. Read the sentences. Circle the correct words.

- | | |
|--|--|
| a. <u>Spiders</u> / Birds don't have wings. | d. <u>Owls</u> / Bees are insects. |
| b. <u>Butterflies</u> / Blue jays have feathers. | e. Birds and <u>spiders</u> / <u>butterflies</u> have wings. |
| c. <u>Ducks</u> / Arachnids are birds. | f. Spiders are <u>arachnids</u> / birds. |





1. Check (✓) the animals in your neighborhood or home.
Use your dictionary for help.

Word List: Domestic Animals and Rodents

Dictionary page 215

- | | | | |
|--------------------------------|----------------------------------|------------------------------|-----------------------------------|
| <input type="checkbox"/> cow | <input type="checkbox"/> goat | <input type="checkbox"/> cat | <input type="checkbox"/> mouse |
| <input type="checkbox"/> pig | <input type="checkbox"/> sheep | <input type="checkbox"/> dog | <input type="checkbox"/> squirrel |
| <input type="checkbox"/> horse | <input type="checkbox"/> rooster | | |

2. Unscramble the words.

a. useom m o u s e

d. reosh h _____ s _____


b. epesh s _____ e _____

e. sootrer _____ s t _____ r

c. toag g _____ t

f. qisurelr _____ q u _____ e _____

3. Look at the picture. Circle the correct words.



- | | |
|--|---|
| a. The <u>cat</u> / <u>mouse</u> is sleeping in the sun. | d. The <u>cow</u> / <u>rooster</u> is eating. |
| b. The <u>cow</u> / <u>dog</u> is with the sheep. | e. The <u>goat</u> / <u>mouse</u> sees the cat. |
| c. There are three <u>pigs</u> / <u>squirrels</u> . | |





1. Check (✓) the words you know. Open your dictionary. Find the words you don't know.

Word List: Mammals

Dictionary page 216

coyote

skunk

whiskers

wolf

raccoon

paw

bear

deer

tail

2. Label the pictures. Use the animals in the Word List.



a. wolf

b. _____

c. _____



d. _____

e. _____

f. _____

3. Look at the animals in the Word List. Read the sentences. Write T (true) or F (false).

a. They all are mammals. T

d. They all have whiskers. _____

b. They all have tails. _____

e. They all live in the United States. _____

c. They all have paws. _____

f. They all live far away from people. _____

Challenge Do all mammals have tails?

4. Check (✓) the animals you like to see at the zoo. Use your dictionary for help.

Word List: Mammals

Dictionary page 217

- | | | | |
|----------------------------------|----------------------------------|--------------------------------|-----------------------------------|
| <input type="checkbox"/> llama | <input type="checkbox"/> giraffe | <input type="checkbox"/> tiger | <input type="checkbox"/> elephant |
| <input type="checkbox"/> monkey | <input type="checkbox"/> zebra | <input type="checkbox"/> camel | <input type="checkbox"/> kangaroo |
| <input type="checkbox"/> gorilla | <input type="checkbox"/> lion | | |

5. Match the words with the sentences

- | | |
|-------------------|-------------------------------|
| <u>6</u> a. llama | 1. It lives in trees. |
| ___ b. giraffe | 2. It lives in Australia. |
| ___ c. tiger | 3. It's black and white. |
| ___ d. zebra | 4. It has a very long neck. |
| ___ e. kangaroo | 5. It's a big cat. |
| ___ f. monkey | 6. It lives in South America. |


6. Look at the pictures. Check (✓) the correct sentences.




- a. It's a gorilla.
 It's a llama.



- b. The camel is thirsty.
 Elephants like the water.



- c. Tigers live alone.
 Lions live in groups.



- d. Camels live in the desert.
 Camels have two paws.





1. Check (✓) the words you know. Open your dictionary. Find the words you don't know.

Word List: Energy and Conservation

Dictionary page 218

- | | | |
|---------------------------------------|---|--|
| <input type="checkbox"/> solar energy | <input type="checkbox"/> coal | <input type="checkbox"/> air pollution |
| <input type="checkbox"/> wind power | <input type="checkbox"/> oil | <input type="checkbox"/> hazardous waste |
| <input type="checkbox"/> natural gas | <input type="checkbox"/> nuclear energy | <input type="checkbox"/> water pollution |

2. Match the words.


- | | |
|-------------------|--------------|
| <u>4</u> a. solar | 1. pollution |
| ___ b. air | 2. waste |
| ___ c. natural | 3. gas |
| ___ d. wind | 4. energy |
| ___ e. hazardous | 5. power |

3. Label the picture. Use the words in the box.

~~wind power~~ oil coal nuclear energy air pollution water pollution




a) wind power




b. _____



c. _____



d. _____



e. _____



f. _____

4. Check (✓) the ways you conserve in your home. Use your dictionary for help.

Word List: Energy and Conservation

Dictionary page 219

- | | | |
|---------------------------------------|--|---------------------------------------|
| <input type="checkbox"/> reduce trash | <input type="checkbox"/> turn off lights | <input type="checkbox"/> plant a tree |
| <input type="checkbox"/> recycle | <input type="checkbox"/> carpool | |
| <input type="checkbox"/> save water | <input type="checkbox"/> don't litter | |

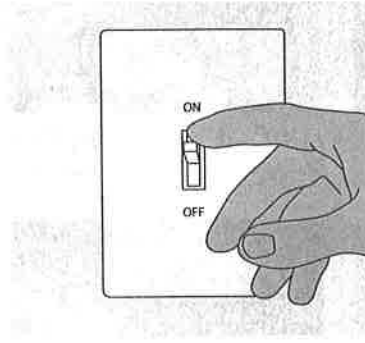
5. Complete the words. Write the letters.

- | | |
|--------------------------------|----------------------------------|
| a. r _ e _ c y _ c _ l e | d. r e _ _ u _ _ e t _ _ a s _ _ |
| b. _ _ a r _ _ o o _ _ | e. _ _ _ n ' t _ _ i _ _ _ e _ _ |
| c. s _ _ v _ _ w _ _ t _ _ _ _ | f. p _ _ _ _ t a t r _ _ _ _ |

6. Look at the pictures. Circle the correct words.



a. Ellen reduces / recycles trash.



b. Pablo always turns off the litter / lights.



c. Becca and Norma carpool / don't drive to work.



d. Sue saves water / recycles.



e. Glen recycles / plants a tree every year.



f. John and Kate save water / don't litter.






1. Check (✓) the words you know. Open your dictionary. Find the words you don't know.

Word List: U.S. National Parks

Dictionary pages 220-221

- | | | | |
|--------------------------------------|-----------------------------------|--------------------------------|--------------------------------------|
| <input type="checkbox"/> landmarks | <input type="checkbox"/> wildlife | <input type="checkbox"/> coral | <input type="checkbox"/> caverns |
| <input type="checkbox"/> park ranger | <input type="checkbox"/> ferry | <input type="checkbox"/> cave | <input type="checkbox"/> take a tour |

2. Label the pictures. Use the words in the Word List.



a. landmark



b. _____



c. _____



d. _____



e. _____



f. _____



g. _____



h. _____

3. Read the story. Circle the correct words.



a. National parks protect landmarks and rangers / wildlife.



b. At some parks you can take a landmark / tour.




c. Some parks have caves / national parks.



d. You can swim and see tours / coral at some parks.



e. National ferries / parks have park rangers.



f. The park rangers / caverns can answer your questions.

4. What about you? Answer the questions. Write Yes or No.

- a. Does your state have many national parks? _____
- b. Do you like to visit parks? _____
- c. Would you like to be a park ranger? _____

Challenge Name a national park you want to visit.





1. Check (✓) the places you like. Use your dictionary for help.

Word List: Places to Go

Dictionary pages 222-223



- | | | |
|---|---|--|
| <input type="checkbox"/> zoo | <input type="checkbox"/> swap meet | <input type="checkbox"/> opera |
| <input type="checkbox"/> movies | <input type="checkbox"/> aquarium | <input type="checkbox"/> nightclub |
| <input type="checkbox"/> botanical garden | <input type="checkbox"/> play | <input type="checkbox"/> county fair |
| <input type="checkbox"/> bowling alley | <input type="checkbox"/> art museum | <input type="checkbox"/> classical concert |
| <input type="checkbox"/> rock concert | <input type="checkbox"/> amusement park | |

2. Cross out the word that doesn't belong.

- | | | |
|-------------------------|-------------------|-------------------|
| a. nightclub | zoo | botanical garden |
| b. movie | play | swap meet |
| c. aquarium | nightclub | zoo |
| d. county fair | classical concert | opera |
| e. amusement park | museum | bowling alley |
| f. rock concert | movie | classical concert |


3. Match the words with the pictures.

- | | |
|----------------------|---------------------|
| 1. zoo | 4. swap meet |
| 2. classical concert | 5. botanical garden |
| 3. aquarium | 6. night club |



4. Label the picture. Use the words in the box.

~~nightclub~~ bowling alley movies opera rock concert



5. Read the ads. Answer the questions.

COMMUNITY BULLETIN PAGE 16

THIS WEEK IN KING CITY

<p>BIG - Rock music CITY PARK FRI., 8 P.M. BOB'S BAND \$5.00</p>	<p>Mozart's Best - Classical music City Center Sat., 7 p.m. \$12.00</p>	<p>FUNNY GUY Play MAIN STREET THEATER FRI. - SUN. 8 P.M. \$8.00</p>
<p>NELSON ART MUSEUM TUES - SUN 8 a.m. - 7 p.m.</p>	<p>King City Aquarium OPEN - 7 DAYS 9 a.m. - 9 p.m.</p>	<p><i>King County Fair</i> - Now through November Sat., Sun. 8 a.m. - 9 p.m.</p>

- a. How many concerts are there? 2
- b. What type of concert is Mozart's Best? _____
- c. What's the name of the play? _____
- d. How much is the rock concert? _____
- e. Is there an amusement park? _____
- f. Where can you see fish and other sea animals? _____





1. Check (✓) the words you know. Open your dictionary. Find the words you don't know.

Word List: The Park and Playground

Dictionary page 224

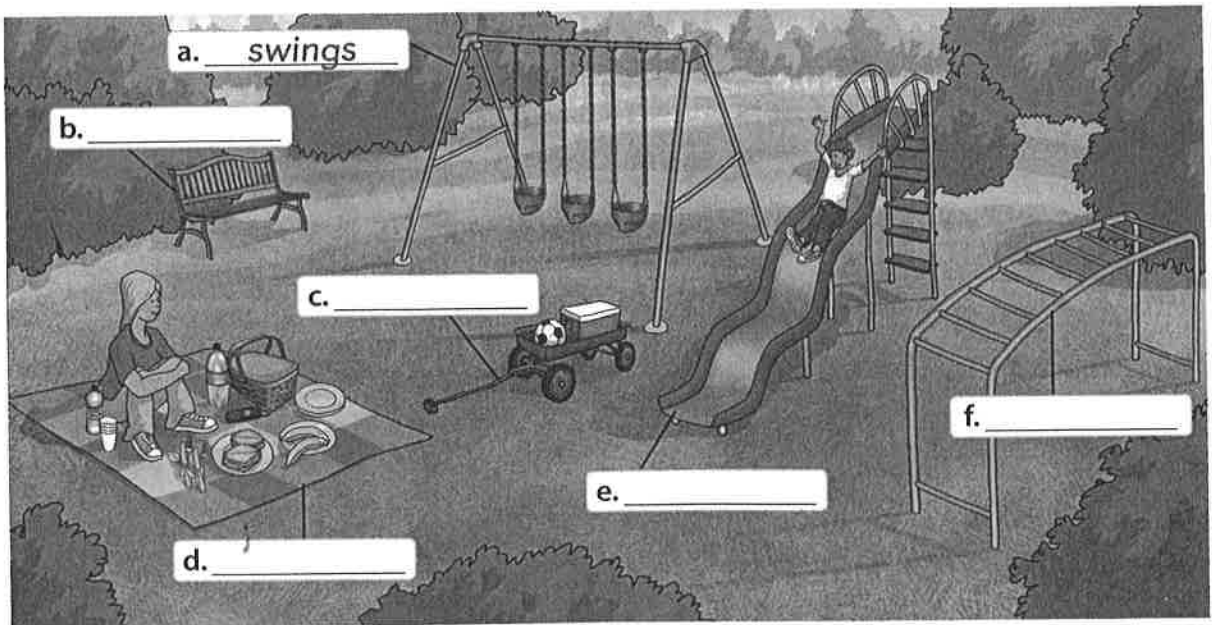
- | | | |
|---------------------------------------|---|---|
| <input type="checkbox"/> bike path | <input type="checkbox"/> slide | <input type="checkbox"/> climb the bars |
| <input type="checkbox"/> tennis court | <input type="checkbox"/> pull the wagon | <input type="checkbox"/> have a picnic |
| <input type="checkbox"/> bench | <input type="checkbox"/> push the swing | |

2. Match the words.

- | | |
|--------------------|------------------------|
| <u>5</u> a. push | 1. the bars |
| ___ b. play tennis | 2. the wagon |
| ___ c. sit | 3. on the bike path |
| ___ d. climb | 4. on the tennis court |
| ___ e. pull | 5. the swing |
| ___ f. ride a bike | 6. on the bench |

3. Label the picture. Use the words in the box.

~~swings~~ slide bench picnic wagon bars





1. Check (✓) the things people bring to the beach. Use your dictionary for help.

Word List: The Beach
Dictionary page 225

<input type="checkbox"/> ocean	<input type="checkbox"/> surfboard	<input type="checkbox"/> lifeguard
<input type="checkbox"/> sand castle	<input type="checkbox"/> wave	<input type="checkbox"/> beach chair
<input type="checkbox"/> beach umbrella	<input type="checkbox"/> pier	<input type="checkbox"/> sand

2. Unscramble the sentences.

- a. ocean is The blue. The ocean is blue.
- b. The large. are waves _____
- c. the pier. is The lifeguard on _____
- d. a We're sand making castle. _____
- e. the beach. There's sand at _____

3. Look at the picture. Read the sentences. Number the people.



- | | |
|-----------------------------------|---------------------------------------|
| 1. Paul has a surfboard. | 4. Marta is sitting in a beach chair. |
| 2. Lou is a lifeguard. | 5. Ray is in the ocean. |
| 3. Erika is making a sand castle. | 6. Grace has a beach umbrella. |





1. Check (✓) the words you know. Open your dictionary. Find the words you don't know.


Word List: Outdoor Recreation
Dictionary page 226

<input type="checkbox"/> fishing	<input type="checkbox"/> tent	<input type="checkbox"/> backpack
<input type="checkbox"/> camping	<input type="checkbox"/> sleeping bag	<input type="checkbox"/> fishing pole
<input type="checkbox"/> hiking	<input type="checkbox"/> life vest	<input type="checkbox"/> canteen

2. Read the sentences. Circle the correct words.

- | | |
|--|--|
| a. Use a tent for <u>camping</u> / fishing. | d. A backpack is good for <u>hiking</u> / fishing. |
| b. Use a life vest for <u>hiking</u> / fishing. | e. Use a <u>tent</u> / fishing pole for fishing. |
| c. Put water in a <u>canteen</u> / sleeping bag. | f. Camping, fishing, and hiking are types of outdoor <u>recreation</u> / life vests. |

3. Read the ad. Answer the questions.



- | | |
|--|---|
| a. How much is the fishing pole? | <u> \$64.99 </u> |
| b. How much is the backpack? | <u> </u> |
| c. How much are the tents? | <u> </u> |
| d. Jack buys a fishing pole and a backpack. The tax is \$10.04. What is the total? | <u> </u> |

Challenge Look at the ad in Exercise 3. What type of store is this?





1. Check (✓) the sports you like. Use your dictionary for help.

Word List: Winter and Water Sports

Dictionary page 227

- | | | | |
|---------------------------------------|--------------------------------------|----------------------------------|---------------------------------------|
| <input type="checkbox"/> skiing | <input type="checkbox"/> ice skating | <input type="checkbox"/> sailing | <input type="checkbox"/> snorkeling |
| <input type="checkbox"/> snowboarding | <input type="checkbox"/> waterskiing | <input type="checkbox"/> surfing | <input type="checkbox"/> scuba diving |

2. Cross out the word that doesn't belong.

- | | | |
|-----------------|------------------------|---------------|
| a. waterskiing | ice skating | snorkeling |
| b. surfing | sailing | winter sports |
| c. snowboarding | skiing | snorkeling |
| d. snorkeling | sailing | scuba diving |
| e. ice skating | skiing | water sports |

3. Look at the pictures. Circle the correct words.



a. He likes waterskiing / scuba diving.

b. She likes snorkeling / skiing.



c. She likes winter / water sports.

d. She really likes sailing / surfing.



e. She likes winter / water sports.

f. Her favorite sport is skiing / snowboarding.





1. Check (✓) the things you like to watch. Use your dictionary for help.

Word List: Individual Sports

Dictionary page 228

bowling

golf

tennis

boxing

gymnastics

track and field

cycling

skateboarding

2. Match the words with the pictures.

1.



2.



3.



4.



5.



5 a. boxing

___ c. skateboarding

___ e. bowling

___ b. golf

___ d. track and field

3. Label the pictures. Use the words in the box.

golf


~~boxing~~

gymnastics

cycling

tennis

skateboarding



a. boxing



b. _____




c. _____



d. _____



e. _____



f. _____

Challenge Name three individual sports that are dangerous.





1. Check (✓) the words you know. Open your dictionary. Find the words you don't know.

Word List: Team Sports
Dictionary page 229

<input type="checkbox"/> score	<input type="checkbox"/> baseball
<input type="checkbox"/> coach	<input type="checkbox"/> football
<input type="checkbox"/> player	<input type="checkbox"/> soccer
<input type="checkbox"/> official	<input type="checkbox"/> ice hockey
<input type="checkbox"/> basketball	<input type="checkbox"/> volleyball

2. Complete the words. Write the letters.

a. p l a y e r

d. s c _____

b. c _____ ch

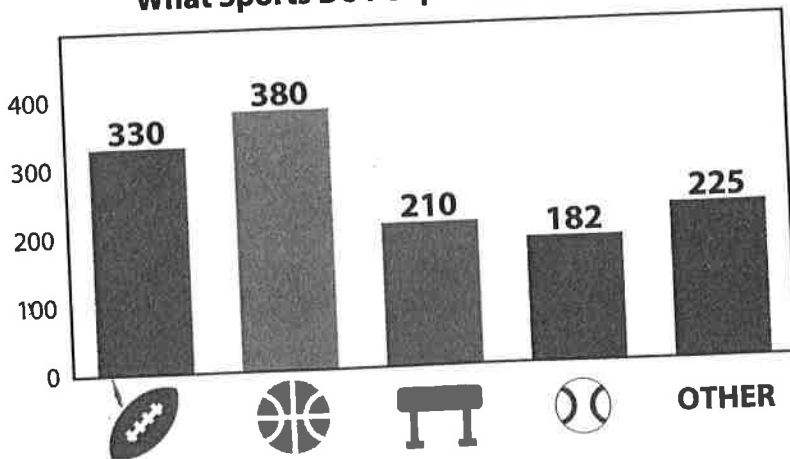
e. _____ oll _____ b _____ ll

c. s _____ cc _____

f. o _____ ic _____ l

3. Study the graph. Answer the questions.

What Sports Do People Like to Watch?



a. What is the favorite sport to watch? basketball

b. How many people like to watch gymnastics? _____

c. How many people like to watch football? _____

d. How many people like baseball? _____

e. Name three "other" sports. _____





1. Check (✓) the things you can do. Use your dictionary for help.

Word List: Sports Verbs

Dictionary page 230

pitch

catch

shoot

dive

hit

kick

jump

stretch

throw

pass

2. Unscramble the words.

a. sasp p a s s

e. thicp p _____ c _____

b. thoso sh _____ t

f. whrot _____ r o _____

c. ikkc k _____

g. pumj _____ p

d. veid _____ v _____

h. chertts _____ t _____ c h

3. Label the pictures. Use the words in the box.

throw

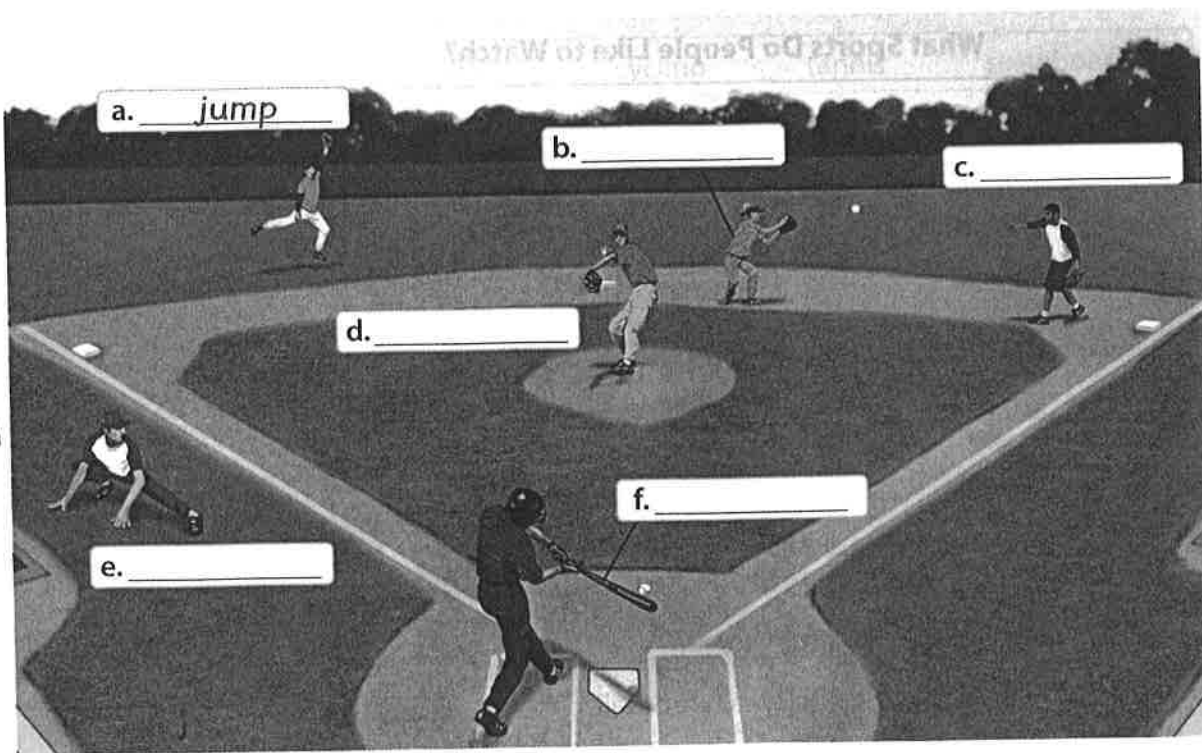
~~jump~~

catch

pitch

hit

stretch



Challenge Look at the picture in Exercise 3. What sport are they playing?





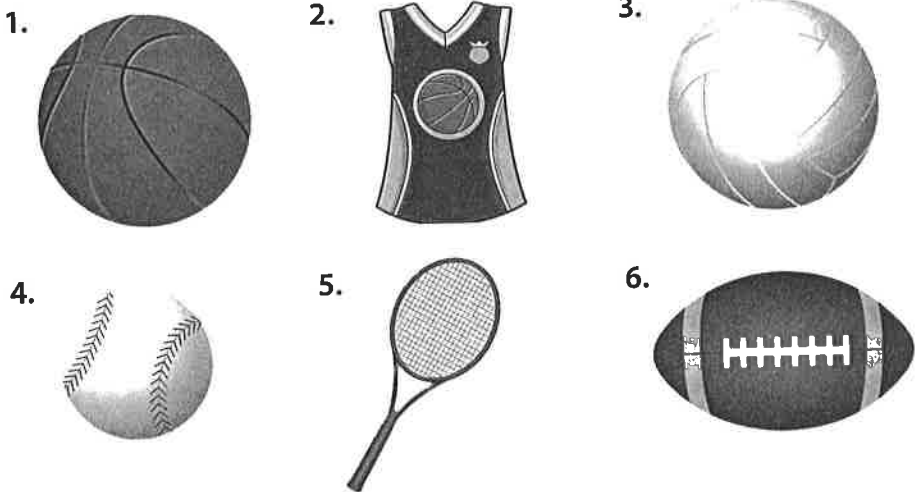
1. Check (✓) the things you have at home. Use your dictionary for help.

Word List: Sports Equipment
Dictionary page 231

<input type="checkbox"/> golf club	<input type="checkbox"/> bowling ball	<input type="checkbox"/> uniform
<input type="checkbox"/> tennis racket	<input type="checkbox"/> soccer ball	<input type="checkbox"/> baseball
<input type="checkbox"/> volleyball	<input type="checkbox"/> baseball bat	<input type="checkbox"/> football
<input type="checkbox"/> basketball		

2. Match the words with the pictures.

- 5 a. tennis racket
- ___ b. football
- ___ c. baseball
- ___ d. basketball
- ___ e. volleyball
- ___ f. uniform



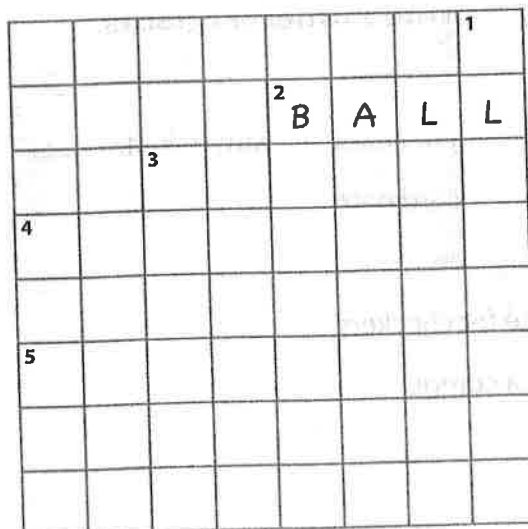
3. Complete the crossword puzzle.

ACROSS

- 2. bowling ___
- 4. ___ equipment
- 5. tennis ___

DOWN

- 1. golf ___
- 2. baseball ___
- 3. ___ ball





1. Check (✓) the words you know. Open your dictionary. Find the words you don't know.

Word List: Hobbies and Games
Dictionary pages 232-233

<input type="checkbox"/> play games	<input type="checkbox"/> board game	<input type="checkbox"/> oil paint
<input type="checkbox"/> paint	<input type="checkbox"/> dice	<input type="checkbox"/> paintbrush
<input type="checkbox"/> knit	<input type="checkbox"/> checkers	<input type="checkbox"/> watercolor
<input type="checkbox"/> play cards	<input type="checkbox"/> chess	<input type="checkbox"/> yarn
<input type="checkbox"/> video game console	<input type="checkbox"/> canvas	<input type="checkbox"/> knitting needles


2. Write the words in the chart. Use all the words in the Word List.

Game Words		Hobby Words	
a.	<i>play games</i>	h.	
b.		i.	
c.		j.	
d.		k.	
e.		l.	
f.		m.	
g.		n.	
		o.	

3. Read the sentences. Write *T* (true) or *F* (false).

- a. You can paint with watercolors. T
- b. You need two knitting needles and yarn to knit.
- c. Chess and cards are board games.
- d. Checkers is a card game.
- e. You need two dice for checkers.
- f. You need a TV or a computer for video games.

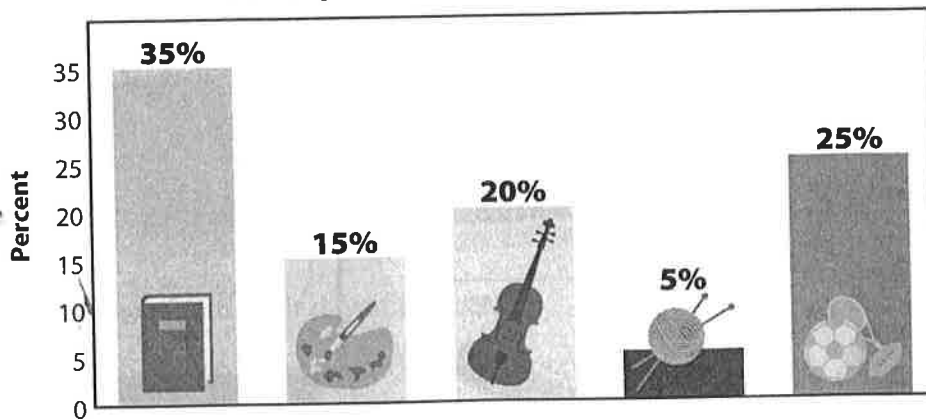
4. Look at the picture. Circle the correct words.



- a. Today is Thanksgiving. We're playing hobbies / games and having fun.
- b. My brothers are playing cards / chess.
- c. Our friends are playing a board / paint game.
- d. My cousin and I are playing our favorite dice / video game.
- e. Grandma is painting / knitting. It's her favorite canvas / hobby.

5. Study the graph. Answer the questions.

100 People's Favorite Hobbies in the U.S.



- a. What percent of people like to read? 35%
- b. What percent like to knit? _____
- c. What percent like to paint? _____
- d. What is the number one hobby? _____





1. Check (✓) the things you have at home. Use your dictionary for help.

Word List: Electronics and Photography

Dictionary page 234

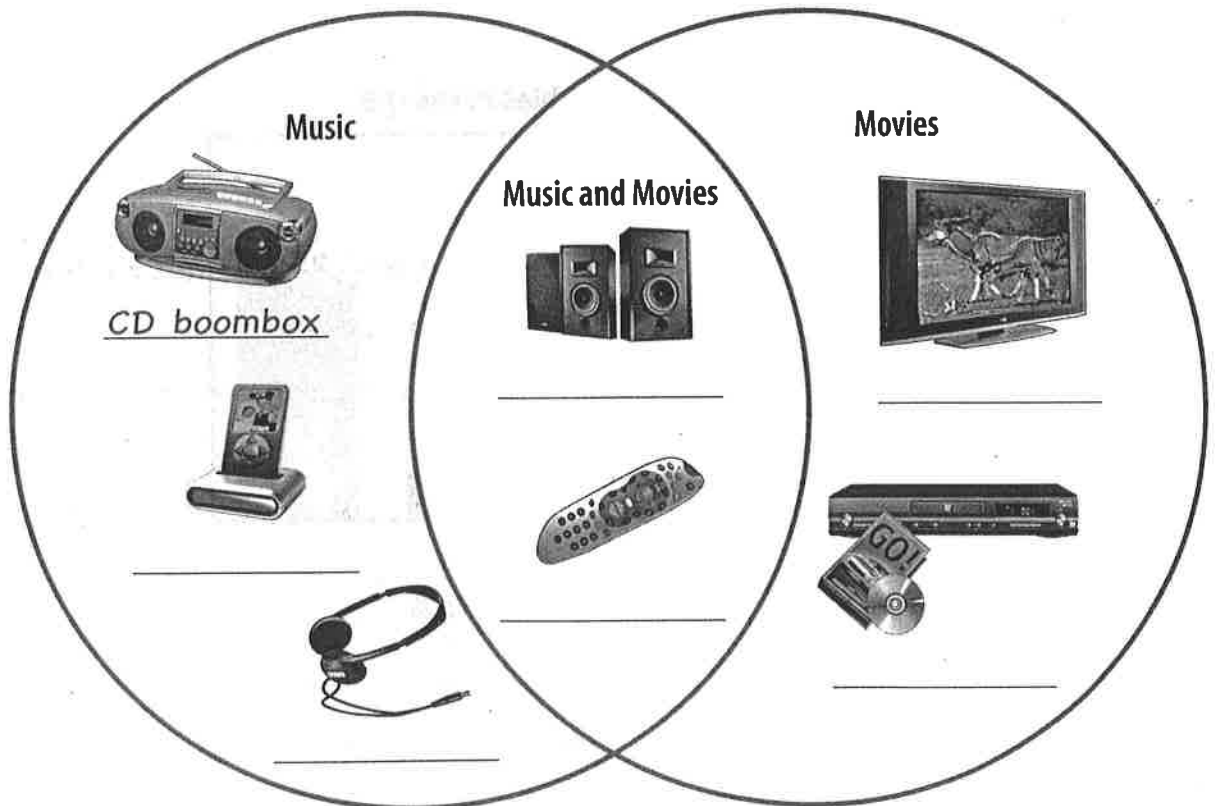
- CD boombox
- MP3 player
- dock
- headphones
- flat screen TV
- (universal) remote
- DVD player
- speakers

2. Complete the words. Write the letters.

- a. r e m o t e
- b. d _____
- c. D _ D p _____ ye _
- d. _ _ _ e a _ _ e r s
- e. h _ _ _ d _ h o _ _ e s
- f. _ D b _ _ _ _ b _ _ _

3. Label the pictures. Use the words in the box.

- DVD player
- MP3 player
- ~~CD boombox~~
- headphones
- speakers
- flat screen TV
- remote



4. Check (✓) the words you know. Open your dictionary. Find the words you don't know.

Word List: Electronics and Photography
Dictionary page 235

<input type="checkbox"/> digital camera	<input type="checkbox"/> battery pack	<input type="checkbox"/> rewind
<input type="checkbox"/> memory card	<input type="checkbox"/> record	<input type="checkbox"/> fast forward
<input type="checkbox"/> camcorder	<input type="checkbox"/> play	<input type="checkbox"/> pause

5. Match the words.

- | | |
|---------------------|--------------|
| <u>2</u> a. battery | 1. forward |
| ___ b. memory | 2. pack |
| ___ c. fast | 3. card |
| ___ d. digital | 4. the movie |
| ___ e. play | 5. camera |

6. Look at the pictures. Put the sentences in order (1-6).



- ___ They record their day at the park.
- ___ They pause the tape and make popcorn.
- 1 The Ortiz family has a new digital camcorder.
- ___ Now the children are tired. They fast forward to the end.
- ___ They play the family movie on their TV.
- ___ They rewind the funny parts and watch them again.





1. Check (✓) programs you watch. Use your dictionary for help.

Word List: Entertainment

Dictionary page 236

news program

talk show

game show

sitcom

soap opera

sports program

cartoon

reality show

drama

2. Match the words with the sentences.

5 a. news program

1. It's for kids.

___ b. sitcom

2. It's funny.

___ c. drama

3. It's serious.

___ d. sports program

4. It shows football, baseball, or other sports.

___ e. cartoon

5. It tells you about the world.

3. Look at the pictures. Write T (true) or F (false).



a. It's a news program. T



b. It's a reality show. ___



c. It's a soap opera. ___



d. It's a talk show. ___



e. It's a game show. ___



f. It's a sitcom. ___

4. Check (✓) the movies and music you like. Use your dictionary. Find the words you don't know.

Word List: Entertainment
Dictionary page 237


<p>Types of Movies</p> <p><input type="checkbox"/> comedy</p> <p><input type="checkbox"/> tragedy</p> <p><input type="checkbox"/> action</p> <p><input type="checkbox"/> mystery</p>	<p>Types of Music</p> <p><input type="checkbox"/> classical <input type="checkbox"/> jazz</p> <p><input type="checkbox"/> blues <input type="checkbox"/> pop</p> <p><input type="checkbox"/> rock</p>
---	--

5. Cross out the word that doesn't belong.

- | | | |
|------------|-------------------|-----------|
| a. jazz | action | blues |
| b. comedy | action | classical |
| c. tragedy | pop | classical |
| d. rock | pop | movies |
| e. music | action | mystery |

6. Label the movie posters. Use the words in the box.

comedy
tragedy
action
mystery



a. _____



b. _____



c. _____



d. _____





1. Check (✓) the words you know. Open your dictionary. Find the words you don't know.

Word List: Music

Dictionary page 238

- | | | |
|---|-----------------------------------|----------------------------------|
| <input type="checkbox"/> play an instrument | <input type="checkbox"/> clarinet | <input type="checkbox"/> trumpet |
| <input type="checkbox"/> sing a song | <input type="checkbox"/> violin | <input type="checkbox"/> piano |
| <input type="checkbox"/> flute | <input type="checkbox"/> guitar | <input type="checkbox"/> drums |

2. Match the words with the pictures.



5 a. trumpet

___ c. clarinet

___ e. guitar

___ b. flute

___ d. violin

___ f. drum

3. Look at the picture. Read the sentences. Number the people.

1. Jim plays the guitar.
2. Ella sings the songs.
3. Matt plays the drums.
4. Scott plays the piano.
5. Miles plays the trumpet.



Challenge Do you play an instrument?





1. Check (✓) the words you know. Open your dictionary. Find the words you don't know.

Word List: Holidays
Dictionary page 239



<input type="checkbox"/> parade	<input type="checkbox"/> mask	<input type="checkbox"/> feast
<input type="checkbox"/> fireworks	<input type="checkbox"/> jack-o'-lantern	<input type="checkbox"/> ornament
<input type="checkbox"/> flag	<input type="checkbox"/> costume	<input type="checkbox"/> Christmas tree

2. Unscramble the words.

- | | |
|--|--|
| a. readap p <u>a</u> r <u>a</u> d <u>e</u> | d. stafe f _____ s _____ |
| b. fgla f _____ | e. cementosu c _____ t _____ e |
| c. ksam m _____ | f. kerifsrow _____ r e _____ o r _____ |

3. Label the pictures. Write the numbers.

1. costume
2. ornament
3. fireworks
4. ~~mask~~
5. parade
6. Christmas tree
7. flag
8. jack-o'-lantern



Challenge Name a holiday that has fireworks. Name a holiday that has a parade.





A Birthday Party

1. Check (✓) the words you know. Open your dictionary.
Find the words you don't know.

Word List: Birthday Party

Dictionary pages 240-241

decorations

videotape

hide

deck

make a wish

bring

present

blow out

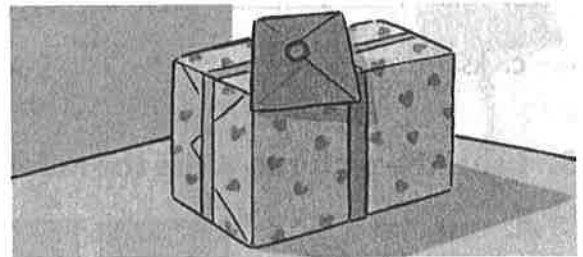
wrap

2. Label the pictures. Complete the sentences. Use the words in the box.

~~Wrap~~ videotape present deck decorations Blow out



a. Wrap the present.



b. The _____ is on the table.



c. The _____ are blue and orange.



d. The woman is on the _____.



e. _____ the candles.



f. We always _____ family parties.

3. Read the story. Circle the correct words.



- a. Today is Ramon's birthday / present.
- b. There are red and white decks / decorations in the yard.
- c. There's a present / wish for Ramon on the deck.
- d. Right now Ramon is hiding / making a wish.
- e. Then he will wrap / blow out the candles.
- f. Ramon's wife is videotaping / making the party.
- g. His son is hiding / bringing.
- h. Ramon is having a great time at his decorations / party.

4. What about you? Answer the questions. Answer Yes, I do or No, I don't.

- a. Do you like birthday parties? _____
- b. Do you like to give presents to people? _____
- c. Do you like to videotape parties and special events? _____

