



7. Community

Downtown	124–125
City Streets	126–127
An Intersection	128–129
A Mall	130–131
The Bank	132
The Library	133
The Post Office	134–135
Department of Motor Vehicles (DMV)	136–137
Government and Military Service	138–139
Civic Rights and Responsibilities	140
The Legal System	141
Crime	142
Public Safety	143
Emergencies and Natural Disasters	144–145
Emergency Procedures	146–147
Community Clean-Up	148–149



8. Transportation

Basic Transportation	150–151
Public Transportation	152
Prepositions of Motion	153
Traffic Signs	154
Directions and Maps	155
Cars and Trucks	156
Buying and Maintaining a Car	157
Parts of a Car	158–159
An Airport	160–161
Taking a Trip	162–163



9. Work

The Workplace	164–165
Jobs and Occupations A–C	166
Jobs and Occupations C–H	167
Jobs and Occupations H–P	168
Jobs and Occupations P–W	169
Job Skills	170
Office Skills	171
Career Planning	172
Job Search	173
Interview Skills	174
A Factory	175
Landscaping and Gardening	176
Farming and Ranching	177
Construction	178
Job Safety	179
Tools and Building Supplies	180–181
An Office	182–183
A Hotel	184
Food Service	185
A Bad Day at Work	186–187



1. Check (✓) the places you go every week.

Word List: Downtown


Dictionary pages 124-125

- | | | |
|---|---|---------------------------------------|
| <input type="checkbox"/> parking garage | <input type="checkbox"/> police station | <input type="checkbox"/> post office |
| <input type="checkbox"/> office building | <input type="checkbox"/> bus station | <input type="checkbox"/> fire station |
| <input type="checkbox"/> hotel | <input type="checkbox"/> city hall | <input type="checkbox"/> courthouse |
| <input type="checkbox"/> Department of Motor Vehicles | <input type="checkbox"/> hospital | <input type="checkbox"/> restaurant |
| <input type="checkbox"/> bank | <input type="checkbox"/> gas station | <input type="checkbox"/> library |

2. Match the words.

- | | |
|----------------------|-------------------|
| <u>2</u> a. city | 1. garage |
| ___ b. post | 2. hall |
| ___ c. bus | 3. Motor Vehicles |
| ___ d. parking | 4. station |
| ___ e. office | 5. office |
| ___ f. Department of | 6. building |

3. Read the sentences. Write T (true) or F (false).



- | | |
|---|---|
| a. There are mailboxes at the post office. <u>T</u> | d. There are police cars at the police station. ___ |
| b. There are police cars at the fire station. ___ | e. You can sleep at the courthouse. ___ |
| c. You can take a driving test at the DMV. ___ | f. You can buy gas at city hall. ___ |


4. Complete the sentences. Use the words in the box.

hospital
gas station

library
hotel

restaurant
post office

~~parking garage~~
office building



a. Roberto wants to park his car.
He's looking for a parking garage.



b. Mrs. Smith is going to have a baby.
They're going to the _____.



c. Mr. Tran is visiting New York.
He's going to a _____.



d. Fran needs stamps.
She's at the _____.




e. Rosa has a business meeting. She's
going to an _____.



f. Bill needs gas for his car.
He's at the _____.



g. Elda is hungry.
She's at the _____.



h. Mr. Patel wants some new books.
He's going to the _____.

5. Think about where you live. Answer the questions.

- a. Is there a bank downtown? _____
- b. Is there a library downtown? _____
- c. Do you like to go downtown? _____





City Streets

1. Check (✓) the places you like. Look in your dictionary for help.

Word List: City Streets
Dictionary pages 126-127


<input type="checkbox"/> stadium	<input type="checkbox"/> school	<input type="checkbox"/> synagogue
<input type="checkbox"/> factory	<input type="checkbox"/> gym	<input type="checkbox"/> community college
<input type="checkbox"/> mosque	<input type="checkbox"/> coffee shop	<input type="checkbox"/> supermarket
<input type="checkbox"/> movie theater	<input type="checkbox"/> motel	<input type="checkbox"/> bakery
<input type="checkbox"/> shopping mall	<input type="checkbox"/> church	

2. Cross out the word that doesn't belong.

- | | | |
|---------------------|---------------|-------------------|
| a. motel | coffee shop | bakery |
| b. school | shopping mall | community college |
| c. movie theater | stadium | factory |
| d. supermarket | motel | bakery |
| e. gym | church | synagogue |

3. Label the picture. Use the words in the box.

gym motel coffee shop community college school ~~supermarket~~



4. Look at the pictures. Check (✓) the correct sentences.




- a. They're at the movie theater.
 They're at the stadium.



- b. He's at school.
 He's at the gym.



- c. They're at the coffee shop.
 They're at the mall.



- d. The mosque is white.
 The church is brown.



- e. She works at the motel.
 She works at the supermarket.



- f. He's at the factory.
 He's at the bakery.

5. Study the bus schedule. Answer the questions. Write yes or no.

- a. Tim is at the mall. He's going to the stadium.
 Can he take this bus? _____
- b. Sharon lives on Main Street. She has a class
 at 12:15. Can she take this bus? _____
- c. It's 12:00. Mary is at the community college.
 She wants to see a movie at 12:30.
 Can she take this bus? _____

CITY CENTER		BUS SCHEDULE
STOPS	TIMES	
Main Street	11:45 a.m.	
City Community College	12:05 p.m.	
3rd Street Mall	12:15 p.m.	
Baker Street	12:30 p.m.	
Center Movie Theater	12:40 p.m.	
Front Street Stadium	1:00 p.m.	





An Intersection

1. Check (✓) the places and things you see every day. Look in your dictionary for help.

Word List: An Intersection
Dictionary pages 128-129

<input type="checkbox"/> laundromat	<input type="checkbox"/> corner	<input type="checkbox"/> crosswalk
<input type="checkbox"/> dry cleaners	<input type="checkbox"/> traffic light	<input type="checkbox"/> bus stop
<input type="checkbox"/> convenience store	<input type="checkbox"/> bus	<input type="checkbox"/> bike
<input type="checkbox"/> pharmacy	<input type="checkbox"/> mailbox	<input type="checkbox"/> sidewalk
<input type="checkbox"/> parking space	<input type="checkbox"/> pedestrian	<input type="checkbox"/> parking meter

2. Write the words in the chart. Use the words in the box.

sidewalk	dry cleaners	convenience store
crosswalk	pharmacy	


Places to Go	Places for Pedestrians
convenience store	

3. What's wrong with the picture? Circle the correct words.

- The traffic lights / mailboxes are different colors.
- The bus / traffic light is blue.
- A pedestrian / car is in the crosswalk.
- The pedestrians are in the mailbox / intersection.
- The car is in two parking meters / parking spaces.
- The bus is on the sidewalk / in the intersection.



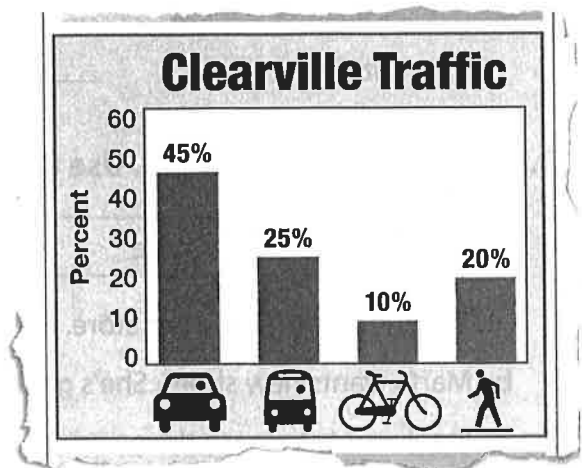
4. Read the sentences. Label the picture with the numbers.



1. Irma is in the crosswalk.
2. Hari is on the sidewalk.
3. Joe is on the corner of Main and Green Street.
4. Fred is in front of the laundromat.
5. Mary is at the parking meter.
6. Bella is at the bus stop.

5. Look at the chart. Answer the questions.

- a. How many people drive a car? 45%
- b. How many people ride the bus? %
- c. How many people are pedestrians? %
- d. How many people aren't pedestrians? %



Challenge Do you think it's easy or difficult to find a parking space in Clearville?


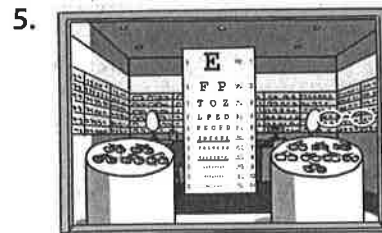



1. Check (✓) the places you like to shop. Look in your dictionary for help.

Word List: A Mall
Dictionary pages 130-131

<input type="checkbox"/> music store	<input type="checkbox"/> pet store	<input type="checkbox"/> food court
<input type="checkbox"/> jewelry store	<input type="checkbox"/> card store	<input type="checkbox"/> hair salon
<input type="checkbox"/> nail salon	<input type="checkbox"/> optician	<input type="checkbox"/> elevator
<input type="checkbox"/> bookstore	<input type="checkbox"/> shoe store	<input type="checkbox"/> escalator
<input type="checkbox"/> toy store	<input type="checkbox"/> department store	<input type="checkbox"/> directory

2. Match the words with the pictures.



4 a. bookstore

___ c. music store

___ e. department store

___ b. optician

___ d. hair salon

___ f. jewelry store

3. Complete the sentences. Use the words in the box.

elevator	toy store	directory	shoe store	card store
----------	-----------	----------------------	------------	------------

a. Tan is looking for the pet store. He needs a directory.

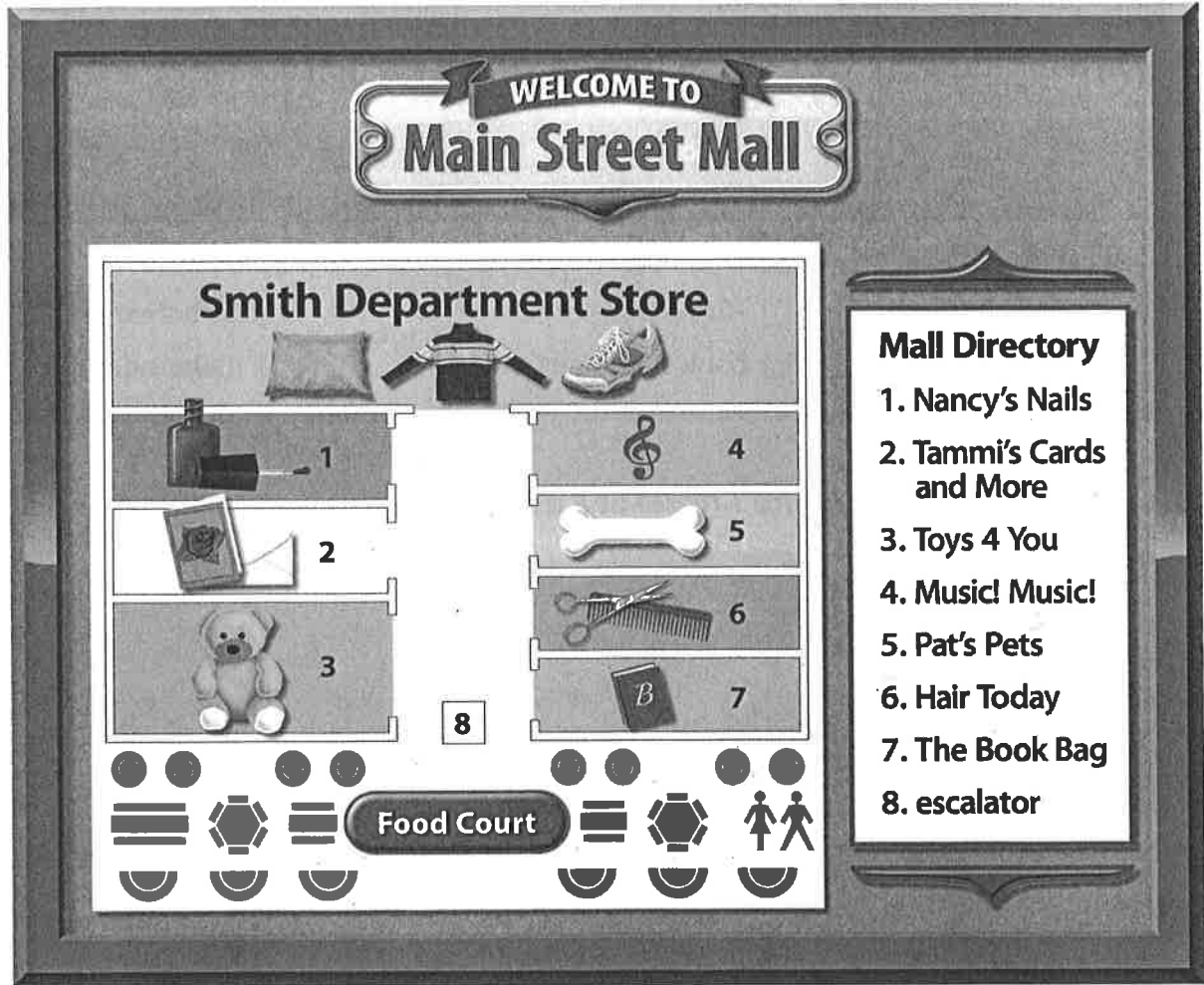
b. Marta wants new shoes. She's going to the _____.

c. Frank wants to go to the second floor. He needs an _____.

d. Billy wants a new ball. He's looking for the _____.

e. Diana is buying a birthday card for her friend. She's at the _____.

4. Study the map and the directory. Write *T* (true) or *F* (false).



- a. There's a department store in the mall. T
- b. There's an optician in the mall.
- c. The directory shows six stores.
- d. The food court is next to the nail salon.
- e. There's an escalator near the food court.
- f. Hair Today is a toy store.
- g. Tammi's is a card store.
- h. The music store is next to the bookstore.

5. What about you? Answer the questions.

- a. Do you like to shop at the mall? _____
- b. Is there a mall near your home? _____
- c. Name three kinds of stores you like. _____





The Bank

1. Check (✓) the words you know. Look in your dictionary. Find the words you don't know.

Word List: The Bank
Dictionary page 132


<input type="checkbox"/> teller	<input type="checkbox"/> checking account number	<input type="checkbox"/> balance
<input type="checkbox"/> customer	<input type="checkbox"/> ATM card	<input type="checkbox"/> cash a check
<input type="checkbox"/> check book	<input type="checkbox"/> bank statement	<input type="checkbox"/> make a deposit

2. Look at the pictures. Write **T** (true) or **F** (false).

Town Bank

MONTHLY STATEMENT

Account: Checking
Account Number: 746555 001
Balance: \$548.79



- a. It's a bank statement. T
- b. The checking account number is 746555 001. ____
- c. The balance is \$465.55. ____
- d. The customer is cashing a check. ____
- e. The customer has an ATM card. ____
- f. The customer is making a deposit. ____
- g. They're new customers. ____
- h. They're getting a check book. ____
- i. They're talking to a teller. ____

3. Complete the story. Use the words in the box.

~~customer~~ teller deposit ATM card balance

Ingrid is a customer at State Bank. She makes a _____ every Friday.

a.

b.

She talks to a _____ or she uses her _____. Her _____ is \$1,200.00.

c.

d.

e.





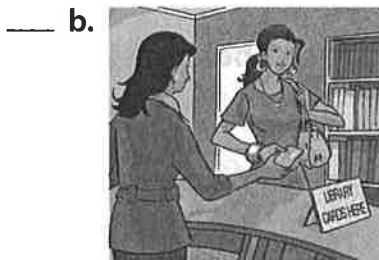
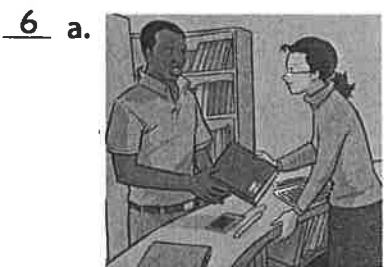


1. Check (✓) the words you know. Look in your dictionary. Find the words you don't know.

Word List: The Library
Dictionary page 133

<input type="checkbox"/> get a library card	<input type="checkbox"/> return a book	<input type="checkbox"/> picture book
<input type="checkbox"/> look for a book	<input type="checkbox"/> pay a late fine	<input type="checkbox"/> title
<input type="checkbox"/> check out a book	<input type="checkbox"/> library clerk	<input type="checkbox"/> author


2. Label the pictures with the numbers.



- | | | |
|-----------------------------|------------------------|----------------------|
| 1. Talk to a library clerk. | 3. Get a library card. | 5. Look for a book. |
| 2. Return a book. | 4. Pay a late fine. | 6. Check out a book. |

3. Look at the book. Answer the questions.

- a. What is the title? _____
- b. Who is the author? _____
- c. What kind of book is it? _____



4. Look at the picture. Write *T* (true) or *F* (false).



- Luz is a postal clerk. T
- The customer is mailing an envelope.
- Larry is a postal clerk.
- Larry carries cards, letters, post cards, and packages.
- You can buy stamps for post cards at the post office.
- You can buy stamps for letters at the post office.

5. Read the information. Complete the envelope.



Anna Rojas is mailing the letter.
Her address is 22 Main Street,
Dallas, TX 75202.

The letter is going to Frank Rojas.
His address is 919 Glad Street,
Miami, FL 33136.

- Write Anna's address on the envelope.
- Write Frank's address on the envelope.
- Draw a stamp on the envelope.



1. Check (✓) the words you know. Look in your dictionary. Find the words you don't know.

Word List: The Post Office

Dictionary pages 134-135

- | | | |
|--|--|--|
| <input type="checkbox"/> postal clerk | <input type="checkbox"/> package | <input type="checkbox"/> stamp |
| <input type="checkbox"/> letter | <input type="checkbox"/> book of stamps | <input type="checkbox"/> Address the envelope. |
| <input type="checkbox"/> envelope | <input type="checkbox"/> letter carrier | <input type="checkbox"/> Put on a stamp. |
| <input type="checkbox"/> greeting card | <input type="checkbox"/> return address | <input type="checkbox"/> Mail the card. |
| <input type="checkbox"/> post card | <input type="checkbox"/> mailing address | |

2. Cross out the word that doesn't belong.

- | | | |
|--------------------------|------------------|-----------------|
| a. letter carrier | stamp | postal clerk |
| b. return address | mailing address | book of stamps |
| c. post office | package | letter |
| d. greeting card | post card | postal clerk |
| e. Address the envelope. | greeting card | Put on a stamp. |

3. Complete the story. Use the words in the box.

address	greeting	envelope	stamp
post office	return	mails	book

- Mira buys a greeting card at the card shop.
- She puts the card in an _____.
- She writes the mailing _____ and the _____ address on the envelope.
- Then she buys a _____ of stamps at the _____.
- She puts a _____ on the envelope.
- She _____ the card.





1. Check (✓) the things you get at the DMV. Look in your dictionary for help.

Word List: Department of Motor Vehicles
Dictionary page 136

<input type="checkbox"/> DMV clerk	<input type="checkbox"/> window	<input type="checkbox"/> driver's license number
<input type="checkbox"/> photo	<input type="checkbox"/> proof of insurance	<input type="checkbox"/> license plate
<input type="checkbox"/> fingerprint	<input type="checkbox"/> driver's license	<input type="checkbox"/> registration sticker
<input type="checkbox"/> vision exam		

2. Label the pictures with the numbers.


3 a. b. c.

d. e. f.

- | | | |
|----------------------------|------------------|---------------------|
| 1. registration sticker | 3. license plate | 5. driver's license |
| 2. driver's license number | 4. photo | 6. fingerprint |

3. Look at the picture. Circle the correct words.

- a. Mario is at the photo / DMV.
- b. He needs a new driver's license / window.
- c. He goes to the window / stickers.
- d. He talks to a registration / clerk.
- e. He gets a proof of insurance / vision exam.
- f. The clerk takes his license number / fingerprints and his photo / license plate.



4. Put the steps in order (1-5). Look in your dictionary for help.

Word List: Department of Motor Vehicles

Dictionary page 137

___ Get your license. ___ Pay the application fee. ___ Take a written test.

___ Pass a driving test. ___ Take a driver education course.

5. Look at the pictures. Complete the story. Use the words in the box.

~~driver's license~~

written test

proof of insurance

driving test

photo

application fee



a. Elena is getting her driver's license.

b. She pays the _____.



c. She takes a _____.

d. She shows _____.



e. She passes the _____.

f. She takes a _____.





Government and Military Service

1. Check (✓) the words you know. Look in your dictionary. Find the words you don't know.

Word List: Government and Military Service

Dictionary page 138

- | Legislative Branch | Executive Branch | Judicial Branch | The Military |
|---------------------------------------|--------------------------------------|--|------------------------------------|
| <input type="checkbox"/> U.S. Capitol | <input type="checkbox"/> White House | <input type="checkbox"/> Supreme Court | <input type="checkbox"/> Army |
| <input type="checkbox"/> Congress | <input type="checkbox"/> president | <input type="checkbox"/> chief justice | <input type="checkbox"/> Navy |
| | | | <input type="checkbox"/> Air Force |

2. Take the test. Bubble in the answers.

Social Studies paper one General Quiz

Name: _____

Date: _____

School: _____

YOUR SCORE

Correct Answers

Wrong Answers

- What are the three branches of government?
 - (a) Legislative, Executive, Judicial
 - (b) Army, Navy, Air Force
- Who is part of the Judicial Branch of government?
 - (a) the president
 - (b) the chief justice
- Where does Congress work?
 - (a) the White House
 - (b) the U.S. Capitol
- What is NOT part of the U.S. military?
 - (a) the Navy
 - (b) the Supreme Court
- Where does the president live?
 - (a) the White House
 - (b) the House of Representatives
- Which sentence is true?
 - (a) The Air Force works with airplanes.
 - (b) The Army works with the chief justice.

3. Check (✓) the words you know. Look in your dictionary. Find the words you don't know.

Word List: Government and Military Service
Dictionary page 139

State Government	City Government
<input type="checkbox"/> governor	<input type="checkbox"/> mayor
<input type="checkbox"/> state capital	<input type="checkbox"/> city council
<input type="checkbox"/> Legislature	<input type="checkbox"/> councilperson

4. Complete the words. Write the letters.

- m a y o r
- g _____ er _____ or
- ci _____ c _____ nc _____
- L _____ is _____ ature
- _____ t _____ te c _____ p _____ t _____ l
- _____ ou _____ cil _____ e _____ o _____

5. Complete the sentences. Use the words in the box.

city city council state capital governor councilperson ~~government~~

- The governor is part of the state government.
- The governor lives and works in the _____.
- The Legislature and the _____ work together.
- The mayor is part of _____ government.
- The mayor works with the _____.
- Every _____ on the city council is important.



Challenge Who is the governor of your state? Who is the mayor of your city?





1. Check (✓) your rights and responsibilities. Look in your dictionary for help.

Word List: Civic Rights and Responsibilities

Dictionary page 140

Responsibilities

- vote
- pay taxes
- obey the law
- serve on a jury

Citizenship Requirements

- live in the U.S. for 5 years
- take a citizenship test

Rights

- free speech
- freedom of religion
- fair trial

2. Match the words.

- | | |
|-----------------|-----------------------|
| <u>3</u> a. pay | 1. a citizenship test |
| ___ b. live | 2. the law |
| ___ c. take | 3. taxes |
| ___ d. obey | 4. on a jury |
| ___ e. serve | 5. in the U.S. |

3. Look at the pictures. Check the correct sentences.

a.



- They have freedom of religion.
- They have the right to a fair trial.

b.



- He's going to vote.
- He's going to pay taxes.

c.



- She's taking a citizenship test.
- She has the right to free speech.

d.



- He's paying taxes.
- He has the right to a fair trial.





1. Check (✓) the words you know. Look in your dictionary. Find the words you don't know.

Word List: The Legal System
Dictionary page 141

<input type="checkbox"/> police officer	<input type="checkbox"/> jury	<input type="checkbox"/> hire a lawyer
<input type="checkbox"/> defendant	<input type="checkbox"/> witness	<input type="checkbox"/> go to jail
<input type="checkbox"/> judge	<input type="checkbox"/> arrest a suspect	<input type="checkbox"/> be released

2. Label the pictures. Use the words in the box.

jury
~~judge~~
witness
lawyer
jail
police officer




a. judge



b. _____



c. _____



d. _____



e. _____



f. _____

3. Read the sentences. Write **T** (true) or **F** (false).

- a. A police officer can arrest a suspect. T
- b. A defendant can hire a lawyer.
- c. A suspect can arrest a police officer.
- d. A defendant can go to jail or be released.
- e. A defendant can hire a judge.
- f. A judge can talk to a lawyer.





1. Check (✓) the words you know. Look in your dictionary.
Find the words you don't know.

Word List: Crime
Dictionary page 142

<input type="checkbox"/> vandalism	<input type="checkbox"/> shoplifting	<input type="checkbox"/> mugging
<input type="checkbox"/> burglary	<input type="checkbox"/> identity theft	<input type="checkbox"/> murder
<input type="checkbox"/> drunk driving	<input type="checkbox"/> victim	<input type="checkbox"/> gun

2. Unscramble the words.

- a. ugn g u n d. gugingm ____g g ____g
- b. durmer m ____r ____r e. largybur b ____g ____y
- c. tmivic ____c ____m f. nkrud divirng ____r ____k d ____v ____

3. Label the pictures. Use the words in the box.


shoplifting vandalism ~~identity theft~~ burglary mugging murder




a. identity theft



b. _____



c. _____



d. _____



e. _____



f. _____





1. Check (✓) the things you do to be safe. Look in your dictionary for help.

Word List: Public Safety


Dictionary page 143

- | | | |
|--|---|---|
| <input type="checkbox"/> Walk with a friend. | <input type="checkbox"/> Lock your doors. | <input type="checkbox"/> Report crimes to the police. |
| <input type="checkbox"/> Protect your purse or wallet. | <input type="checkbox"/> Don't drink and drive. | <input type="checkbox"/> Join a Neighborhood Watch. |

2. Unscramble the sentences.

- a. your Lock doors. Lock your doors.
- b. friend. a Walk with _____
- c. your Protect purse. _____
- d. Watch. a Neighborhood Join _____
- e. crimes the Report to police. _____

3. Look at the story. Put the sentences in order (1-6).



- | | |
|--|--|
| — This evening, they see a problem. | — They walk together in the evening. |
| <u>1</u> — Lidia and Carla lock their doors. | — They join a neighborhood watch. |
| — They report the crime to the police. | — They know it's a crime to drink and drive. |





Emergencies and Natural Disasters

1. Check (✓) the emergencies and disasters. Look in your dictionary for help.

Word List: Emergencies and Natural Disasters

Dictionary page 144

- | | | | |
|---------------------------------------|---|-------------------------------------|--------------------------------------|
| <input type="checkbox"/> lost child | <input type="checkbox"/> airplane crash | <input type="checkbox"/> earthquake | <input type="checkbox"/> firefighter |
| <input type="checkbox"/> car accident | <input type="checkbox"/> explosion | <input type="checkbox"/> fire | <input type="checkbox"/> fire truck |

2. Cross out the word that doesn't belong.

- | | | |
|-----------------|-----------------------|----------------|
| a. car accident | earthquake | airplane crash |
| b. explosion | fire | lost child |
| c. earthquake | firefighter | fire truck |
| d. earthquake | natural disaster | car accident |
| e. lost child | firefighter | crash |

3. Look at the pictures. Complete the story. Use the words in the box.

fire ~~firefighters~~ fire truck lost child explosion



a. Police officers and firefighters fight a _____.



b. An _____ started the fire at 7:00 p.m.



c. The first _____ arrived at 7:06.



d. Officer Tim Juarez helps a _____ find her family.

Challenge Do the pictures show an emergency, a natural disaster, or both?

4. Check (✓) the disasters that happen in your country. Look in your dictionary for help.

Word List: Emergencies and Natural Disasters
Dictionary page 145

<input type="checkbox"/> drought	<input type="checkbox"/> blizzard	<input type="checkbox"/> tornado	<input type="checkbox"/> flood
<input type="checkbox"/> famine	<input type="checkbox"/> hurricane	<input type="checkbox"/> tsunami	

5. Match the words with the same idea.

- | | |
|-----------------------|-------------------|
| <u>4</u> a. hurricane | 1. a lot of snow |
| ___ b. famine | 2. too much water |
| ___ c. drought | 3. no rain |
| ___ d. flood | 4. wind and rain |
| ___ e. blizzard | 5. no food |

6. Study the map. Write *T* (true) or *F* (false).



Map key

Drought [Dark Grey Box]	Flood [Dark Grey Box]
Hurricane [Black Dot]	Tornado [Black Dot]

- | | |
|--|----------|
| a. There are hurricanes in Brazil and Colombia. | <u>F</u> |
| b. There is drought in the U.S. and Mexico. | ___ |
| c. There are floods in Bolivia. | ___ |
| d. There are hurricanes, tornadoes, and floods in the United States. | ___ |
| e. There are blizzards in Mexico. | ___ |
| f. There are tsunamis in Brazil. | ___ |

Challenge Think about world weather. Name a natural disaster from this year.



4. Look at the pictures. Complete the story. Use the words in the box.

words

streetlight
hardware store

applaud
speech

petition
~~graffiti~~

litter
change


comi

e a speech
laud
nge



- a. There's graffiti on the hardware store and litter on the street.
- b. A _____ is broken, too.
- c. Sanjay owns the _____. He wants to clean up the street.

- d. Many people sign a _____.
- e. They plan a _____.



- f. Many people clean up the _____.
- g. Everyone works together. They _____ the street together.

- h. Later they have a party. Sanjay gives a _____.
- i. He says, "Thank you, everyone!" All the people _____.

5. What about you? Answer the questions.

- a. Does your neighborhood need a community cleanup? _____
- b. What do you want to change in your neighborhood? _____



Community Cleanup

1. Check (✓) the words you know. Look in your dictionary. Find the words you don't know.

Word List: Community Cleanup

Dictionary pages 148-149

graffiti

hardware store

give a speech

litter

petition

applaud

streetlight

change

2. Match the words with the pictures.

5 a.



b.



c.



d.



e.



f.



1. litter

3. petition

5. ~~hardware store~~

2. graffiti

4. give a speech

6. applaud

3. Unscramble the sentences.

a. on There's the graffiti store. hardware There's graffiti on the hardware store.

b. this street. litter on There's

c. streetlight The broken. is

d. The petition. sign a people

e. change They Center Street.



Basic Transportation

1. Check (✓) the things you use for transportation. Use your dictionary for help.

Word List: Basic Transportation

Dictionary pages 150-151

car

truck

subway station

passenger

train

subway

taxi

(air)plane

bus stop

motorcycle

helicopter

bus

street

airport

bicycle

2. Unscramble the sentences.

a. The at bus the is bus stop.

The bus is at the bus stop.

b. subway There's station. the

c. airport. is at Sam the

d. driving the is Eli truck.

e. is The taxi. in passenger the

3. Label the picture. Use the words in the box.

taxi

motorcycle

helicopter

~~bicycle~~

airplane

subway



a. bicycle



b. _____



c. _____



d. _____



e. _____



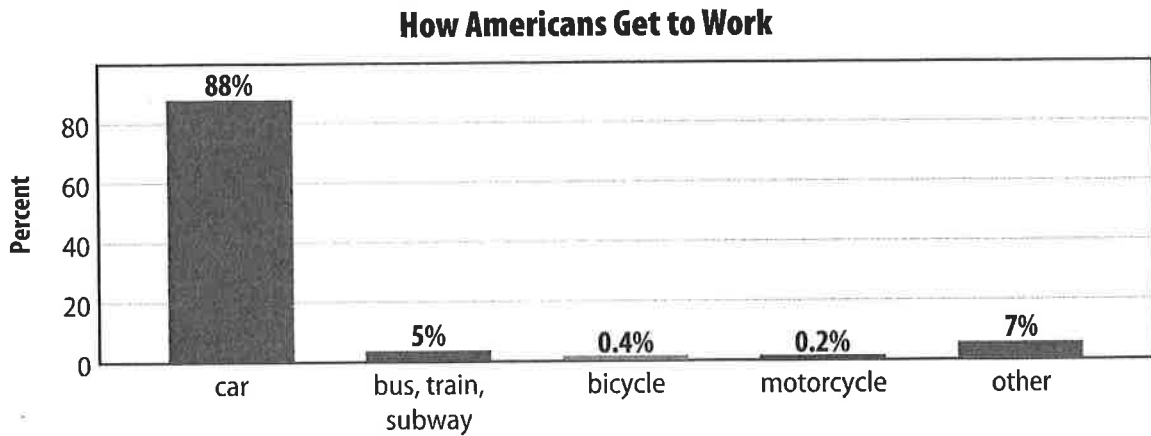
f. _____

4. Study the chart. Answer the questions.

New York to Philadelphia		
Transportation	Time	Cost
Car	2 to 3 hours	\$30.00
Bus	2 ½ hours	\$24.00
Train	2 ½ hours	\$45.50

- Name the kinds of transportation in the chart.
car
- How much is the bus from New York to Philadelphia? _____
- How many hours is it by train? _____
- How many hours is it by car? _____

5. Study the graph. Complete the sentences.



Based on information from: United States Census Bureau 2005

- Eighty-eight percent of people get to work by car.
- Five percent of people ride a train, subway, or _____.
- Not many people ride a bicycle or a _____ to work.
- A _____ is an example of other transportation.

6. What about you? Answer the questions.

- Do you like airplanes? _____
- Do you like trains? _____
- What transportation do you usually use? _____





1. Check (✓) the words you know. Open your dictionary. Find the words you don't know.

Word List: Public Transportation
Dictionary page 152

<input type="checkbox"/> fare	<input type="checkbox"/> token	<input type="checkbox"/> ticket
<input type="checkbox"/> schedule	<input type="checkbox"/> fare card	<input type="checkbox"/> one-way trip
<input type="checkbox"/> transfer	<input type="checkbox"/> ticket window	<input type="checkbox"/> round trip

2. Complete the words. Write the letters.

a. tra ns fe r

b. f e c r

c. t k

d. t n

e. s e d l

f. n -w trip

3. Complete the crossword puzzle.

ACROSS

2. You need this for the subway.

5. You need this to change buses.

6. trip

DOWN

1. It has information about bus times and stops.

3. bus money

4. ticket

						1		
			2	T	O	K	E	N
	3		4					
5								
		6						





1. Check (✓) the words you know. Open your dictionary. Find the words you don't know.

Word List: Prepositions of Motion

Dictionary page 153


- | | | |
|--|--|---|
| <input type="checkbox"/> go under the bridge | <input type="checkbox"/> walk down the steps | <input type="checkbox"/> get on the highway |
| <input type="checkbox"/> go over the bridge | <input type="checkbox"/> get into the taxi | <input type="checkbox"/> get off the highway |
| <input type="checkbox"/> walk up the steps | <input type="checkbox"/> get out of the taxi | <input type="checkbox"/> drive through the tunnel |

2. Write the opposites. Use the words in the box.

get out of go over get off ~~walk down~~ walk under

- | | | | |
|-------------|------------------|--------------|-------|
| a. walk up | <u>walk down</u> | d. get on | _____ |
| b. go under | _____ | e. walk over | _____ |
| c. get into | _____ | | |

3. Read the sentences. Number the people.



- | | |
|--|-----------------------------------|
| 1. Rico is walking down the steps. | 4. Hansa is walking up the steps. |
| 2. Al is driving through the intersection. | 5. Paula is getting off the bus. |
| 3. Oscar is getting into a taxi. | |










1. Check (✓) the traffic signs you see between your home and school. Use your dictionary for help.

Word List: Traffic Signs
Dictionary page 154


<input type="checkbox"/> stop	<input type="checkbox"/> speed limit	<input type="checkbox"/> yield
<input type="checkbox"/> do not enter	<input type="checkbox"/> right turn only	<input type="checkbox"/> no parking
<input type="checkbox"/> one way	<input type="checkbox"/> no left turn	<input type="checkbox"/> handicapped parking

2. Complete the signs. Use the Word List for help.



3. Look at the pictures. Write *T* (true) or *F* (false).

- a. The car can turn right on Main Street. T
- b. First Street is one way.
- c. It's OK for the purple car to turn left.
- d. There's no parking on Main Street.
- e. Main Street is one way.



Challenge Name three traffic signs between your home and your school.



1. Check (✓) the words you know. Open your dictionary. Find the words you don't know.

Word List: Directions and Maps
Dictionary page 155

<input type="checkbox"/> go straight	<input type="checkbox"/> turn left	<input type="checkbox"/> north	<input type="checkbox"/> south
<input type="checkbox"/> turn right	<input type="checkbox"/> stop	<input type="checkbox"/> west	<input type="checkbox"/> east

2. Unscramble the words.

a. rothn n o r th

b. tops s _____

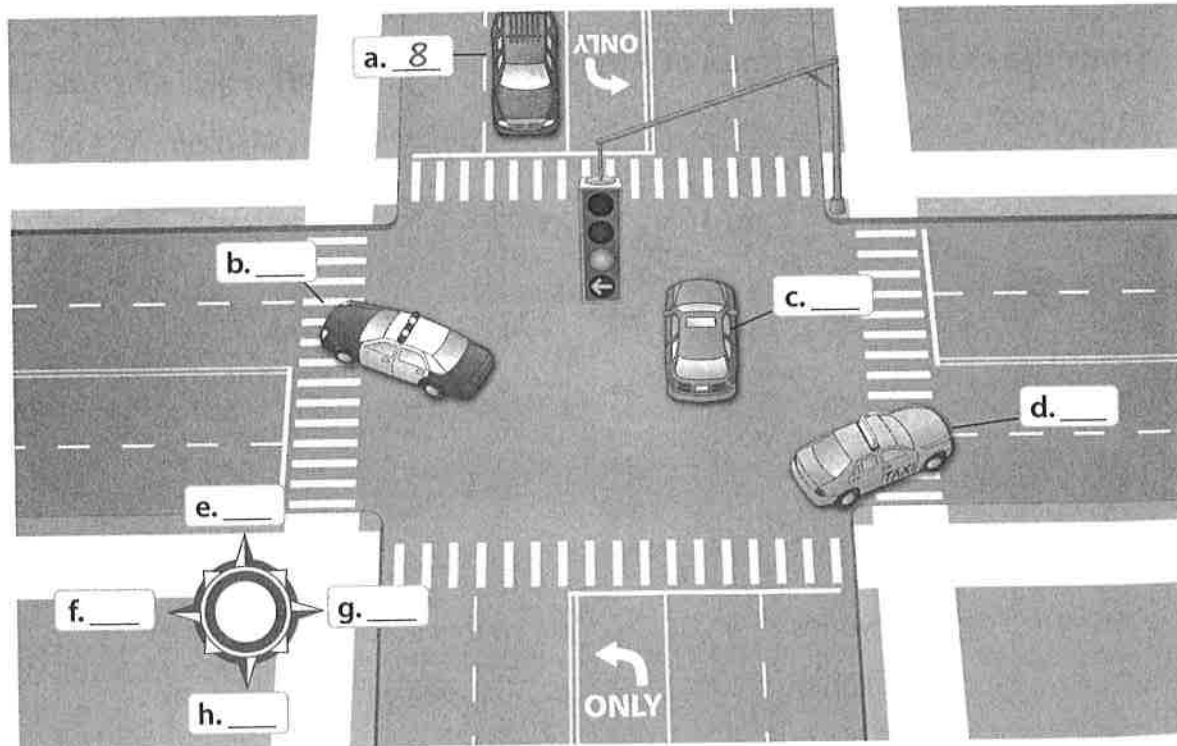
c. sewt _____ e _____

d. eats _____ t

f. ouths s _____

g. urtn fetl _____ n _____ e _____

3. Label the picture with the numbers.



1. north

2. west

3. south

4. east

5. go straight

6. turn right

7. turn left

8. ~~stop~~



1. Check (✓) the parts of a car that open. Use your dictionary for help.

Word List: Parts of a Car

Dictionary page 158

- | | | |
|--|------------------------------------|-----------------------------------|
| <input type="checkbox"/> windshield | <input type="checkbox"/> tire | <input type="checkbox"/> gas tank |
| <input type="checkbox"/> windshield wipers | <input type="checkbox"/> headlight | <input type="checkbox"/> trunk |
| <input type="checkbox"/> hood | <input type="checkbox"/> bumper | <input type="checkbox"/> engine |

2. Read the sentences. Circle the correct words.

- a. The engine is under the hood / trunk.
- b. A car has four tires / bumpers.
- c. Use your gas tank / headlights at night.
- d. Use your windshield wipers / windshield in the rain.
- e. A car has two engines / bumpers.
- f. The hood / trunk is in the back of the car.

3. Label the picture. Use the words in the box.

hood tire ~~windshield~~ bumper headlight wipers



4. Check (✓) the things a driver uses. Use your dictionary for help.

Word List: Parts of a Car

Dictionary page 159

- | | | |
|---|--|------------------------------------|
| <input type="checkbox"/> steering wheel | <input type="checkbox"/> rearview mirror | <input type="checkbox"/> seat belt |
| <input type="checkbox"/> horn | <input type="checkbox"/> hand brake | <input type="checkbox"/> backseat |
| <input type="checkbox"/> turn signal | <input type="checkbox"/> front seat | |

5. Match the words.

- | | |
|-------------------|-----------|
| <u>2</u> a. front | 1. signal |
| ___ b. turn | 2. seat |
| ___ c. seat | 3. belt |
| ___ d. steering | 4. wheel |
| ___ e. hand | 5. mirror |
| ___ f. rearview | 6. brake |

6. Complete the sentences. Use the words in the box.

front seat backseat steering wheel seat belt horn ~~turn signal~~

- a. Use the turn signal before you turn.
- b. Use the _____ to get attention.
- c. Use the _____ to steer the car.
- d. The driver sits in the _____.
- e. Always wear your _____.
- f. A baby is safe in the _____.



4. Look at the pictures. Circle the correct words.



- a. Gloria is at the airport / emergency exit.
- b. She has an e-ticket / airplane.
- c. She doesn't need a boarding pass / ticket agent.
- d. She's checking in / going through security at a computer.
- e. She's going through security / boarding the plane.
- f. The flight attendant / TSA agent is checking her boarding pass.
- g. She's putting her luggage in the emergency exit / overhead compartment.
- h. She's listening to the passenger / flight attendant.
- i. Soon the airplane will land / take off.

5. How much do you like these jobs? Number the jobs 1–3 (1 = the job you like the best).

- ___ ticket agent
- ___ TSA agent
- ___ flight attendant





Taking a Trip

1. Check (✓) the words you know. Open your dictionary. Find the words you don't know.

Word List: Taking a Trip

Dictionary pages 162-163

- | | | |
|--|--|---|
| <input type="checkbox"/> starting point | <input type="checkbox"/> destination | <input type="checkbox"/> break down |
| <input type="checkbox"/> scenery | <input type="checkbox"/> pack | <input type="checkbox"/> run out of gas |
| <input type="checkbox"/> gas station attendant | <input type="checkbox"/> get lost | <input type="checkbox"/> have a flat tire |
| <input type="checkbox"/> auto club card | <input type="checkbox"/> get a speeding ticket | |

2. Match the words with the pictures.




- | | | |
|----------------------------|------------------------------|------------------------------|
| <u>4</u> a. starting point | ___ d. flat tire | ___ g. gas station attendant |
| ___ b. scenery | ___ e. break down | ___ h. get lost |
| ___ c. auto club card | ___ f. get a speeding ticket | ___ i. pack |

3. Look at the pictures. Circle the correct words.

- a. Paul and Sue take a car / trip every year.
This year they're going to Miami.
- b. First they reach / pack the car.
- c. Paul always brings his attendant / auto club card.



- d. On the first day of the trip, the car gets a flat tire / speeding ticket.
- e. They stop at a gas station / destination.
- f. A speeding ticket / gas station attendant helps them.



- g. The next day they run out of gas / reach their destination.
- h. The scenery / auto club is beautiful.
- i. They have a great trip / speeding ticket.



4. What about you? Answer the questions. Write Yes, I do or No, I don't.

- a. Do you like to take car trips? _____.
- b. Do you have an auto club card? _____.
- c. Do you usually pack too many things when you take a trip? _____.






1. Check (✓) the words you know. Open your dictionary. Find the words you don't know.

Word List: The Workplace

Dictionary pages 164-165

- | | | |
|--|---|-------------------------------------|
| <input type="checkbox"/> entrance | <input type="checkbox"/> safety regulations | <input type="checkbox"/> pay stub |
| <input type="checkbox"/> customer | <input type="checkbox"/> time clock | <input type="checkbox"/> wages |
| <input type="checkbox"/> office | <input type="checkbox"/> supervisor | <input type="checkbox"/> deductions |
| <input type="checkbox"/> employer/boss | <input type="checkbox"/> employee | <input type="checkbox"/> paycheck |
| <input type="checkbox"/> receptionist | <input type="checkbox"/> payroll clerk | |

2. Match the words with the pictures.



3 a. employee
 ___ b. receptionist

___ c. payroll clerk
 ___ d. supervisor

___ e. employer

3. Read the sentences. Circle the correct words.

- a. Customers use the entrance / time clock.
- b. A receptionist works in the deductions / office.
- c. The employees use the time clock / payroll.
- d. The payroll clerk works with safety regulations / paychecks.
- e. It's important for employees to have safety regulations / receptionists.
- f. A pay stub shows the employee's boss / wages and deductions.

4. Label the picture. Write the numbers.

- 1. time clock
- 2. supervisor
- 3. employee entrance
- 4. safety regulations
- 5. ~~employee~~



5. Study the pay stub. Write T (true) or F (false).

Pay Period: 03072010
Employee Name: Ronald Jenkins
Employee Number: 24592

Earnings		Deductions			
Total Wages	\$240.00	Taxes		Net Pay	
		Federal	\$12.50	(paycheck amount)	\$208.06
		Medicare	\$ 3.45		
		State	\$ 1.44		
		Social Security	\$14.55		

- a. The employer's first name is Ronald. F
- b. The payroll clerk's name is Net.
- c. The employee's last name is Jenkins.
- d. Ron's deductions are \$240.00.
- e. There are four kinds of deductions.
- f. The total wages are \$208.06.

Challenge Look at the taxes on the pay stub. What is the total?





Jobs and Occupations A-C

1. Check (✓) the jobs you can do. Use your dictionary for help.

Word List: Jobs and Occupations A-C

Dictionary page 166

- | | | |
|--|---|---|
| <input type="checkbox"/> accountant | <input type="checkbox"/> babysitter | <input type="checkbox"/> cashier |
| <input type="checkbox"/> assembler | <input type="checkbox"/> business owner | <input type="checkbox"/> childcare worker |
| <input type="checkbox"/> auto mechanic | <input type="checkbox"/> businessperson | |

2. Complete the words. Write the letters.

- a. b a b y s i t f e r d. a _____ o u n _____ a n _____
- b. b u _____ i n e s _____ p _____ s _____ n e. _____ a s _____ i _____
- c. _____ s s e m _____ l _____ r

3. Look at the pictures. Circle the correct words.



a. She's a cashier / childcare worker.



b. He's an auto mechanic / assembler.



c. She's a babysitter / businessperson.



d. He's a business owner / accountant.



e. He's an accountant / assembler.



f. She's a babysitter / cashier.





1. Check (✓) the jobs that are interesting to you. Use your dictionary for help.

Word List: Jobs and Occupations C-H
Dictionary page 167

<input type="checkbox"/> computer technician	<input type="checkbox"/> firefighter	<input type="checkbox"/> garment worker
<input type="checkbox"/> delivery person	<input type="checkbox"/> florist	<input type="checkbox"/> hairdresser
<input type="checkbox"/> dental assistant	<input type="checkbox"/> gardener	<input type="checkbox"/> home health care aide

2. Match the words with the pictures.



- a. firefighter ___ c. computer technician ___ e. garment worker
 ___ b. hairdresser ___ d. delivery person

3. Study the graph. Write the job names in order of salaries (highest to lowest).

- a. _____ *florist* _____
- b. _____
- c. _____
- d. _____
- e. _____



Challenge Think about the jobs and the salaries in Exercise 3. Name the jobs you like. Write the jobs in order (1 = your favorite job).





1. Check (✓) three jobs people can do in a home. Use your dictionary for help.

Word List: Jobs and Occupations H-P

Dictionary page 168

homemaker

housekeeper

machine operator

manicurist

messenger

mover

musician

nurse

painter

2. Unscramble the words.

a. hemokamer h o m e m a k e r

b. runse n _____ e

c. iamcniruts m _____ n _____ i _____ c _____ r _____ t

d. peintar _____ a _____ i _____ r _____

e. engmesser _____ e _____ n _____

f. inmhace ratorpeo ma _____ i _____ n _____ o _____ p _____ r _____ t _____

3. Label the picture. Use the words in the box.


painter

mover

housekeeper

musician

~~nurse~~





1. Check (✓) the jobs you don't need a college diploma for. Use your dictionary for help.

Word List: Jobs and Occupations P-W


Dictionary page 169

- | | | |
|--|---|---------------------------------------|
| <input type="checkbox"/> postal worker | <input type="checkbox"/> security guard | <input type="checkbox"/> truck driver |
| <input type="checkbox"/> receptionist | <input type="checkbox"/> social worker | <input type="checkbox"/> veterinarian |
| <input type="checkbox"/> retail clerk | <input type="checkbox"/> stock clerk | <input type="checkbox"/> welder |

2. Match the words with the sentences.

- | | |
|---------------------------|--|
| <u>5</u> a. postal worker | 1. I help families and children. |
| ___ b. social worker | 2. I can fix machines, pipes, and cars. |
| ___ c. retail clerk | 3. I drive from California to New York every week. |
| ___ d. security guard | 4. I work in a clothing store. |
| ___ e. truck driver | 5. I work at the post office. |
| ___ f. welder | 6. I work in a bank. |

3. Look at the pictures. Read the sentences. Number the people.



- | | |
|--------------------------------|----------------------------|
| 1. Sam's a security guard. | 4. Kima's a postal worker. |
| 2. Francisco's a retail clerk. | 5. Don's a truck driver. |
| 3. Maria's a veterinarian. | 6. Samir's a stock clerk. |





1. Check (✓) the things that are difficult to do. Use your dictionary for help.

Word List: Job Skills

Dictionary page 170

- | | | |
|--|--|--|
| <input type="checkbox"/> do manual labor | <input type="checkbox"/> repair appliances | <input type="checkbox"/> supervise people |
| <input type="checkbox"/> drive a truck | <input type="checkbox"/> sell cars | <input type="checkbox"/> take care of children |
| <input type="checkbox"/> program computers | <input type="checkbox"/> sew clothes | <input type="checkbox"/> use a cash register |

2. Match the words with the pictures.



- 2 a. program computers ___ c. repair appliances ___ e. do manual labor
 ___ b. use a cash register ___ d. supervise people ___ f. sell cars

3. Complete the sentences. Use the words in the box.

use a cash register	drive a truck	sew clothes
take care of children	do manual labor	

- a. Deon is a truck driver. He can drive a truck _____.
 b. Karen is a childcare worker. She can _____.
 c. Maya is a cashier. She can _____.
 d. Adan is a garment worker. He can _____.
 e. Dishu is a gardener. He can _____





1. Check (✓) the things you can do. Use your dictionary for help.

Word List: Office Skills

Dictionary page 171


- | | | |
|--|---|--|
| <input type="checkbox"/> type a letter | <input type="checkbox"/> staple | <input type="checkbox"/> leave a message |
| <input type="checkbox"/> enter data | <input type="checkbox"/> fax a document | <input type="checkbox"/> take a message |
| <input type="checkbox"/> make copies | <input type="checkbox"/> print a document | <input type="checkbox"/> check messages |

2. Write the words in the chart. Use the words in the box.

take a message	enter data	type a letter	leave a message
make copies	check messages	staple	

On the Phone	At the Copy Machine	At the Computer
a. <i>check messages</i>	d.	f.
b.	e.	g.
c.		

3. Look at the pictures. Put the sentences in order (1-5).



- | | |
|------------------------------------|--|
| ___ He prints the letter. | ___ He puts the copies on his supervisor's desk. |
| ___ He faxes the letter. | <u>1</u> Santiago is typing a letter for his supervisor. |
| ___ He makes copies of the letter. | |

Challenge Think about Santiago's office skills. Name four things he can do.





1. Check (✓) the words you know. Open your dictionary. Find the words you don't know.

Word List: Career Planning
Dictionary page 172

Career Path	Types of Job Training	Planning a Career
<input type="checkbox"/> entry-level job	<input type="checkbox"/> vocational training	<input type="checkbox"/> career counselor
<input type="checkbox"/> training	<input type="checkbox"/> internship	<input type="checkbox"/> job fair
<input type="checkbox"/> new job	<input type="checkbox"/> on-the-job training	
<input type="checkbox"/> promotion		

2. Unscramble the sentences.

- a. It's an entry-level job.
an It's job. entry-level
- b. _____
wants Elda promotion. a
- c. _____
the job fair. Come to
- d. _____
a career counselor. He's
- e. _____
on-the-job There's training.

3. Read the ads. Check (✓) the correct ad.

1. **SALESPERSON WANTED**
Entry level. Train on the job.
Call Marty at
555-3692

2. **BROADCAST HELP**
Internship at TV station.
Promotion possible. Evenings
and weekends.
Apply at 254 South Street.

3. **JOBS! JOBS! JOBS!**
Center St. Job Fair Sunday 8-4.
• Visit 40 companies
• Talk to a career counselor
• Get information about
vocational training

- a. There is on-the-job training at this job.
- b. This ad is for an internship.
- c. You can learn about vocational training here.
- d. You can get a promotion at this job.
- e. This is a beginning level job.
- f. There are jobs, counselors, and information here.

Ad #1	Ad #2	Ad #3
<input checked="" type="checkbox"/>	<input type="checkbox"/>	<input type="checkbox"/>
<input type="checkbox"/>	<input type="checkbox"/>	<input type="checkbox"/>
<input type="checkbox"/>	<input type="checkbox"/>	<input type="checkbox"/>
<input type="checkbox"/>	<input type="checkbox"/>	<input type="checkbox"/>
<input type="checkbox"/>	<input type="checkbox"/>	<input type="checkbox"/>
<input type="checkbox"/>	<input type="checkbox"/>	<input type="checkbox"/>





1. Check (✓) the ways to find a job. Use your dictionary for help.

Word List: Job Search
Dictionary page 173

<input type="checkbox"/> talk to friends	<input type="checkbox"/> write a resume
<input type="checkbox"/> look in the classifieds	<input type="checkbox"/> fill out an application
<input type="checkbox"/> look for help wanted signs	<input type="checkbox"/> go on an interview
<input type="checkbox"/> check Internet job sites	<input type="checkbox"/> get hired

2. Match the words.

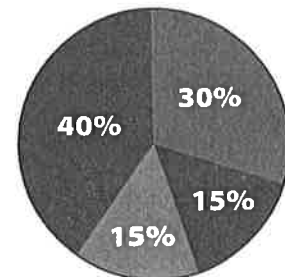
- | | |
|--------------------|----------------|
| <u>1</u> a. get | 1. hired |
| ___ b. talk to | 2. classifieds |
| ___ c. write a | 3. interview |
| ___ d. fill out an | 4. friends |
| ___ e. go on an | 5. resume |
| ___ f. look in the | 6. application |

3. Study the chart. Complete the sentences. Use the words in the box.

classifieds
talk
Internet
help wanted
~~check~~

- a. Forty percent check Internet job sites.
- b. Thirty percent _____ to friends and family.
- c. Fifteen percent look for _____ signs.
- d. Fifteen percent look in the _____.
- e. Sixty percent don't check _____ job sites.

How 100 Students Look for a Job



- friends and family
- classifieds
- help wanted signs
- Internet





Interview Skills

1. Check (✓) the things to do before an interview. Use your dictionary for help.

Word List: Interview Skills
Dictionary page 174

<input type="checkbox"/> Prepare for the interview.	<input type="checkbox"/> Don't be late.	<input type="checkbox"/> Listen carefully.
<input type="checkbox"/> Be neat.	<input type="checkbox"/> Turn off your cell phone.	<input type="checkbox"/> Ask questions.
<input type="checkbox"/> Bring your resume and ID.	<input type="checkbox"/> Shake hands.	<input type="checkbox"/> Write a thank-you note.

2. Match the words with the pictures.



- 4 a. Turn off your cell phone. ___ c. Write a thank-you note. ___ e. Don't be late.
___ b. Shake hands. ___ d. Bring your ID.

3. Complete the crossword puzzle.

Across

1. ___ for the interview.
3. ___ carefully.
5. ___ questions.

Down

2. Bring your ____.
3. Don't be ____.
4. Be ____.

	1	P	2	R	E	P	A	R	E
3							4		
							5		





1. Check (✓) the words you know. Open your dictionary. Find the words you don't know.

Word List: A Factory
Dictionary page 175


<input type="checkbox"/> factory owner	<input type="checkbox"/> assembly line	<input type="checkbox"/> forklift
<input type="checkbox"/> factory worker	<input type="checkbox"/> warehouse	<input type="checkbox"/> shipping clerk
<input type="checkbox"/> parts	<input type="checkbox"/> conveyor belt	<input type="checkbox"/> loading dock

2. Complete the chart. Use all the words in the Word List.

Places at Work	Things at Work	People at Work
a. <i>assembly line</i>	d.	g.
b.	e.	h.
c.	f.	i.

3. Label the picture. Use the words in the box.

factory worker
factory owner
assembly line
conveyor belt
parts
~~factory~~



Challenge Name three things from the Word List that are NOT in the picture.





Landscaping and Gardening

1. Check (✓) the words you know. Open your dictionary. Find the words you don't know.

Word List: Landscaping and Gardening

Dictionary page 176

- | | | |
|--------------------------------------|---|--|
| <input type="checkbox"/> leaf blower | <input type="checkbox"/> rake | <input type="checkbox"/> trim the hedges |
| <input type="checkbox"/> lawn mower | <input type="checkbox"/> hedge clippers | <input type="checkbox"/> rake the leaves |
| <input type="checkbox"/> shovel | <input type="checkbox"/> mow the lawn | <input type="checkbox"/> plant a tree |

2. Match the words with the pictures.



5 a. leaf blower

___ c. lawn mower

___ e. hedge clippers

___ b. rake

___ d. shovel

3. Look at the pictures. Complete the sentences.

- Tim will mow the lawn for \$12.00.
- Tim will plant a tree for _____.
- Tim will trim the hedges for _____.
- Tim will rake the leaves and plant a tree for _____.
- Tim will mow the lawn, trim the hedges, and rake the leaves for _____.





1. Check (✓) the things that grow on a farm. Use your dictionary for help.

Word List: Farming and Ranching
Dictionary page 177


<input type="checkbox"/> rice	<input type="checkbox"/> field	<input type="checkbox"/> hay
<input type="checkbox"/> wheat	<input type="checkbox"/> barn	<input type="checkbox"/> rancher
<input type="checkbox"/> soybeans	<input type="checkbox"/> farmer	
<input type="checkbox"/> corn	<input type="checkbox"/> livestock	

2. Write the words in the chart. Use the words in the box.

rice farmer ~~field~~ barn rancher soybeans wheat

	Places	People	Plants
a.	<i>field</i>	c.	e.
b.		d.	f.
			g.

3. Look at the picture. Write *T* (true) or *F* (false).



- | | |
|---|---|
| a. The farmer is in the barn. <u> T </u> | d. The hay is in the truck. <u> </u> |
| b. The farmer has livestock. <u> </u> | e. The truck is in the field. <u> </u> |
| c. The farmer is putting corn on the truck. <u> </u> | f. There are soybeans on the truck. <u> </u> |





1. Check (✓) the words you know. Open your dictionary.
Find the words you don't know.

Word List: Construction

Dictionary page 178

construction worker

tile

paint

ladder

bricks

lay bricks

concrete

wood

install tile

2. Complete the words. Write the letters.

a. w _ o _ o _ d

b. l a _ _ _ e _ _


c. t _ _ _ e

d. b _ _ _ c _ _ s

e. _ _ o n c _ _ _ _ e

f. c o _ _ s t _ _ _ c _ _ i o _ _ w _ _ _ _ e r

3. Look at the picture. Read the sentences. Number the people.



1. Mario is installing tile.

4. Ali is laying bricks.

2. Ben has a ladder.

5. Max is working with concrete.

3. Tisha is painting.

6. Luis is getting more bricks.





1. Check (✓) the things that are not safe. Use your dictionary for help.

Word List: Job Safety
Dictionary page 179

<input type="checkbox"/> careless worker	<input type="checkbox"/> slippery floor	<input type="checkbox"/> knee pads
<input type="checkbox"/> careful worker	<input type="checkbox"/> safety goggles	<input type="checkbox"/> safety boots
<input type="checkbox"/> broken equipment	<input type="checkbox"/> ear plugs	<input type="checkbox"/> fire extinguisher

2. Match the words with the sentences.

- | | |
|------------------------------|---------------------------------------|
| <u>5</u> a. broken equipment | 1. It protects you from fire. |
| ___ b. fire extinguisher | 2. They protect your knees. |
| ___ c. slippery floor | 3. They protect your eyes. |
| ___ d. safety goggles | 4. They protect your feet. |
| ___ e. safety boots | 5. It's not safe to use this at work. |
| ___ f. knee pads | 6. It's not safe to walk here. |

3. Look at the pictures. Check (✓) the correct sentences.



- a. He's using his ear plugs.
 He's using broken equipment.



- b. She's wearing safety boots.
 She's wearing knee pads.



- c. He's careless.
 The floor is slippery.



- d. The extinguisher is broken.
 He's a careful worker.





Tools and Building Supplies

1. Check (✓) the things you have at home. Use your dictionary for help.

Word List: Tools and Building Supplies


Dictionary pages 180-181

- | | | |
|---|--|---------------------------------------|
| <input type="checkbox"/> hammer | <input type="checkbox"/> 2 x 4 (two by four) | <input type="checkbox"/> screw |
| <input type="checkbox"/> handsaw | <input type="checkbox"/> paintbrush | <input type="checkbox"/> nail |
| <input type="checkbox"/> electric drill | <input type="checkbox"/> paint roller | <input type="checkbox"/> tape measure |
| <input type="checkbox"/> extension cord | <input type="checkbox"/> paint | <input type="checkbox"/> duct tape |
| <input type="checkbox"/> pipe | <input type="checkbox"/> screwdriver | <input type="checkbox"/> sandpaper |


2. Cross out the word that doesn't belong.

- | | | |
|----------------------------|----------------|----------------|
| a. paint roller | extension cord | electric drill |
| b. paint | duct tape | paintbrush |
| c. sandpaper | screw | nail |
| d. screwdriver | screw | 2 x 4 |
| e. hammer | pipe | nail |


3. Read the labels. Draw the pictures.




a. paintbrush




b. screwdriver




c. hammer



d. duct tape



e. nail



f. tape measure

4. Answer the questions. Use the words in the box.

a handsaw	a nail	a hammer	a paintbrush	a tape measure
2 x 4s	paint	a drill	a paint roller	screws

a. What does John need?

a tape measure



b. What does Irene need?



c. What does Ron need?



5. What about you? Answer the questions.

a. What tools and supplies do you usually use? _____

b. Where do you buy tools and supplies? _____

c. Where do you keep your tools and supplies? _____

Challenge Name three tools and supplies that are expensive. Name three that are cheap. Make a list.





An Office

1. Check (✓) the words you know. Open your dictionary. Find the words you don't know.

Word List: An Office

Dictionary page 182

- | | | |
|--|---|--|
| <input type="checkbox"/> supply cabinet | <input type="checkbox"/> office manager | <input type="checkbox"/> computer technician |
| <input type="checkbox"/> conference room | <input type="checkbox"/> file clerk | <input type="checkbox"/> reception area |
| <input type="checkbox"/> cubicle | <input type="checkbox"/> file cabinet | |

2. Complete the chart. Use all the words in the Word List.

People	Places	Things
a. <i>office manager</i>	d.	g.
b.	e.	h.
c.	f.	

3. Complete the sentences. Circle the correct words.



- a. Maria is in the conference room / reception area.
b. She's a file clerk / receptionist.



- c. Zahra is the office manager / receptionist.
d. She's in the file / conference room.



- e. Victor is a computer technician / file clerk.
f. He's putting files in the reception area / file cabinet.



- g. Linda is an office manager / computer technician.
h. She's fixing a computer in a cubicle / conference room.

4. Check (✓) the things you use at home or at work. Use your dictionary for help.

Word List: An Office
Dictionary page 183

Office Equipment	Office Supplies
<input type="checkbox"/> computer	<input type="checkbox"/> stapler
<input type="checkbox"/> printer	<input type="checkbox"/> staples
<input type="checkbox"/> scanner	<input type="checkbox"/> paper clip
<input type="checkbox"/> fax machine	<input type="checkbox"/> glue
<input type="checkbox"/> photocopier	

5. Unscramble the words.

a. spatles s t a p l e s

d. nerscan s _____ n n _____

b. leug g _____ u _____


e. cupemtor _____ o m _____ u _____ e _____

c. rentpri p _____ i _____ t e _____

f. eppar plic _____ p e _____ l i _____

6. Label the picture. Use the words in the box.

computer fax machine glue paper clips stapler printer ~~photocopier~~





1. Check (✓) the hotel jobs. Use your dictionary for help.

Word List: A Hotel

Dictionary page 184

doorman

luggage cart

guest room

parking attendant

desk clerk

room service

bellhop

front desk

housekeeper

2. Match the words.

5 a. guest

1. cart

___ b. luggage

2. clerk

___ c. room

3. attendant

___ d. front

4. desk


___ e. desk

5. room

___ f. parking

6. service

3. Look at the picture. Read the sentences. Number the people.



1. Leela is a housekeeper.

4. Ken is a bellhop.

2. Elena is a desk clerk.

5. Ron is a doorman.

3. Amal is a guest at the hotel.





1. Check (✓) the food service jobs. Use your dictionary for help.

Word List: Food Service
Dictionary page 185

<input type="checkbox"/> short-order cook	<input type="checkbox"/> storeroom	<input type="checkbox"/> diner
<input type="checkbox"/> dishwasher	<input type="checkbox"/> head chef	<input type="checkbox"/> buffet
<input type="checkbox"/> walk-in freezer	<input type="checkbox"/> server	<input type="checkbox"/> headwaiter

2. Unscramble the sentences.

- a. in The dishwasher the is kitchen. The dishwasher is in the kitchen.
- b. servers food. the bring The _____
- c. at The diners the buffet. are _____
- d. There's in meat walk-in freezer. the _____
- e. in The storeroom. head chef is the _____

3. What's wrong with the picture? Circle the correct words.



- a. The diner / head chef is washing dishes.
- b. The diner / dishwasher is eating.
- c. The head chef is sleeping in the storeroom / freezer.
- d. The storeroom / kitchen doesn't have any food.
- e. The cook / headwaiter is eating the soup.
- f. The walk-in freezer / buffet is open.





A Bad Day at Work


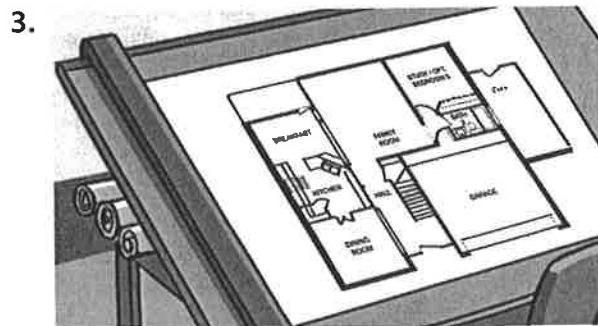

1. Check (✓) the words you know. Open your dictionary. Find the words you don't know.

Word List: A Bad Day at Work

Dictionary pages 186-187

- | | | |
|------------------------------------|--|---------------------------------------|
| <input type="checkbox"/> dangerous | <input type="checkbox"/> floor plan | <input type="checkbox"/> wiring |
| <input type="checkbox"/> clinic | <input type="checkbox"/> contractor | <input type="checkbox"/> bricklayer |
| <input type="checkbox"/> budget | <input type="checkbox"/> electrical hazard | <input type="checkbox"/> call in sick |

2. Match the words with the pictures.



5 a. contractor

___ c. clinic

___ e. wiring

___ b. bricklayer

___ d. electrical hazard

___ f. floor plan

3. Look at the pictures. Circle the correct words.



- a. Sam is a good customer / contractor.
- b. He and the customer are looking at the floor plan / bricklayer.
- c. Next they will look at the budget / bricklayer.



- d. Construction work can be careful / dangerous.
- e. Sam always looks for electrical hazards and bad budgets / wiring.



- f. Sam is having a bad day / hazard today. He hurt his back.



- g. He's dangerous / at the clinic.
- h. The doctor says he can't wire / work all week.
- i. Poor Sam. He doesn't like to be a contractor / call in sick.

4. What about you? Answer the questions.

- a. Do you have a dangerous job? _____
- b. Do you know other people with dangerous jobs? _____
- c. Name three jobs you think are dangerous.

Use your dictionary for help. _____

