



4. Food

Back from the Market	66–67
Fruit	68
Vegetables	69
Meat and Poultry	70
Seafood and Deli	71
A Grocery Store.	72–73
Containers and Packaging	74
Weights and Measurements	75
Food Preparation and Safety	76–77
Kitchen Utensils	78
Fast Food Restaurant	79
A Coffee Shop Menu	80–81
A Restaurant	82–83
The Farmer’s Market	84–85



5. Clothing

Everyday Clothes	86–87
Casual, Work, and Formal Clothing	88–89
Seasonal Clothing	90
Underwear and Sleepwear	91
Workplace Clothing	92–93
Shoes and Accessories	94–95
Describing Clothes	96–97
Making Clothes	98–99
Making Alterations	100
Doing the Laundry	101
A Garage Sale	102–103



6. Health

The Body	104–105
Inside and Outside the Body.	106–107
Personal Hygiene.	108–109
Symptoms and Injuries.	110
Illnesses and Medical Conditions.	111
A Pharmacy.	112–113
Taking Care of Your Health	114–115
Medical Emergencies.	116
First Aid.	117
Medical Care	118
Dental Care.	119
Hospital	120–121
A Health Fair	122–123



1. Check (✓) the things you keep in the refrigerator. Look in your dictionary for help.

Word List: Back from the Market
Dictionary pages 66-67

<input type="checkbox"/> fish	<input type="checkbox"/> butter	<input type="checkbox"/> bread
<input type="checkbox"/> meat	<input type="checkbox"/> eggs	<input type="checkbox"/> pasta
<input type="checkbox"/> chicken	<input type="checkbox"/> vegetables	<input type="checkbox"/> grocery bag
<input type="checkbox"/> cheese	<input type="checkbox"/> fruit	<input type="checkbox"/> shopping list
<input type="checkbox"/> milk	<input type="checkbox"/> rice	<input type="checkbox"/> coupons

2. Label the ad. Use the words in the box.

milk ~~coupons~~ eggs fruit pasta bread

This Week at

BIG

DAN'S

MARKET

\$1.09

Use these a. coupons and save, save, save!

\$1.19

c. _____

\$1.99

d. _____

\$.79 each

e. _____

\$.99 each

f. _____

3. Read the sentences. Circle the correct words.

- I'm back from the market. Everything is in the grocery bags / coupons.
- You can save money with coupons / a grocery bag.
- Please put the fish / shopping list in the refrigerator.
- Tom doesn't eat meat / milk, but he eats eggs and fish.



1. Check (✓) the fruit you like to eat. Look in your dictionary for help.

Word List: Fruit

Dictionary page 68

apples

pears

peaches

bananas

oranges

strawberries

grapes

lemons

melons

2. Unscramble the words.

a. cepeash p e a c h e s

d. gorenas _____ a _____ e s


b. reasp p _____ r _____

e. prages _____ a _____ e _____

c. paspel _____ p _____ l e _____

f. naansb b _____ a _____ s

3. Label the picture. Write the numbers.



1. bananas

4. peaches

7. pears

2. strawberries

5. grapes

8. ~~apples~~

3. lemons

6. melons

9. oranges






1. Check (✓) the things you eat every week. Look in your dictionary for help.

Word List: Vegetables
Dictionary pages 69

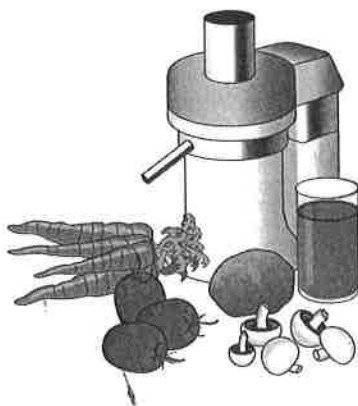
<input type="checkbox"/> lettuce	<input type="checkbox"/> peppers	<input type="checkbox"/> potatoes
<input type="checkbox"/> carrots	<input type="checkbox"/> celery	<input type="checkbox"/> onions
<input type="checkbox"/> tomatoes	<input type="checkbox"/> corn	<input type="checkbox"/> mushrooms

2. Look at the picture. Circle the vegetables. Then write the answers.

- a. How many peppers are there? 3
- b. How many tomatoes are there?
- c. How many onions are there?
- d. How many potatoes are there?
- e. How many types of vegetables are there?

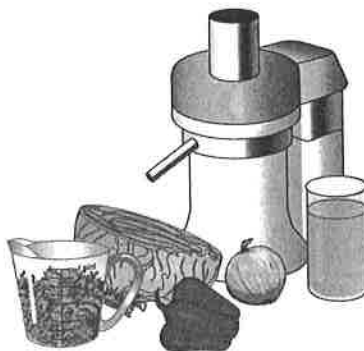


3. Look at the pictures. Write the recipes.



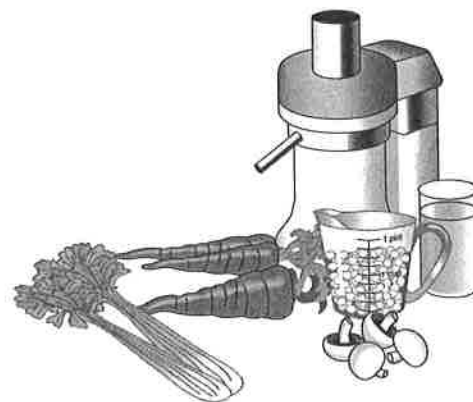
a. Four Veggie Juice

- 1 _____
- 5 _____
- 4 _____
- 3 _____



b. Hot Days Juice

- 1 cup lettuce
- 1 _____
- 1 red _____



c. Sweet Dreams Juice

- 3 _____
- 4 _____
- 2 stalks _____
- 1 cup _____

Challenge Circle the juice you want to try.





1. Check (✓) the things in your refrigerator now. Look in your dictionary for help.

Word List: Meat and Poultry
Dictionary page 70

Beef	Pork	Lamb	Poultry
<input type="checkbox"/> roast	<input type="checkbox"/> ham	<input type="checkbox"/> lamb chops	<input type="checkbox"/> chicken
<input type="checkbox"/> steak	<input type="checkbox"/> bacon		<input type="checkbox"/> turkey
<input type="checkbox"/> ground beef	<input type="checkbox"/> sausage		

2. Complete the menu. Use the words in the box.

meat ~~steak~~ ham bacon sausage lamb chops chicken turkey

Benny's Restaurant

BREAKFAST – Your choice \$6.99

a. _____ and eggs

b. _____ and eggs

c. _____ and eggs

LUNCH – Your choice \$8.99

Hamburger

d. steak sandwich

e. _____ and salad

DINNER – Your choice \$10.99

f. _____ dinner

g. _____

We make vegetarian dinners.

h. No _____ !

3. Use the menu in Exercise 2. Answer the questions. Write yes or no.

- a. Is there pork on the menu? yes
- b. Is there ground beef on the menu? _____
- c. Is there roast on the menu? _____
- d. Is there poultry on the menu? _____
- e. Is there fruit on the menu? _____








1. Check (✓) the things you like to eat. Look in your dictionary for help.

Word List: Seafood and Deli
Dictionary page 71

<input type="checkbox"/> salmon	<input type="checkbox"/> wheat bread	<input type="checkbox"/> American cheese
<input type="checkbox"/> shrimp	<input type="checkbox"/> roast beef	<input type="checkbox"/> Swiss cheese
<input type="checkbox"/> frozen fish	<input type="checkbox"/> smoked turkey	<input type="checkbox"/> cheddar cheese

2. Complete the chart. Use the words in the box.

roast beef shrimp American cheese ~~frozen fish~~ cheddar cheese smoked turkey

 <p>Seafood</p>	 <p>Meat</p>	 <p>Cheese</p>
--	---	---

a. *frozen fish*
b.


c.
d.

e.
f.

3. Look at the pictures. Circle the correct words.



a. Rebecca likes smoked turkey / roast beef.



b. Armando likes Swiss cheese / roast beef.



c. Sam likes smoked turkey / fish.



d. Wilma likes cheddar cheese / wheat bread.



e. Su Ling likes salmon / shrimp.



f. Charlie likes frozen fish / cheddar cheese.





1. Check (✓) the words you know. Look in your dictionary. Find the words you don't know.

Word List: A Grocery Store
Dictionary pages 72-73

<input type="checkbox"/> customer	Canned Foods	Baking Products
<input type="checkbox"/> aisle	<input type="checkbox"/> beans	<input type="checkbox"/> flour
<input type="checkbox"/> cart	<input type="checkbox"/> tuna	<input type="checkbox"/> sugar
<input type="checkbox"/> manager	Dairy	<input type="checkbox"/> oil
<input type="checkbox"/> line	<input type="checkbox"/> yogurt	Baked Goods
<input type="checkbox"/> cashier	Frozen Foods	<input type="checkbox"/> cookies
<input type="checkbox"/> bagger	<input type="checkbox"/> ice cream	<input type="checkbox"/> cake

2. Cross out the word that doesn't belong.

- | | | | | | |
|-------------|----------------------|---------|--------------|-------|-----------|
| a. customer | ice cream | bagger | d. ice cream | cake | tuna |
| b. manager | line | aisle | e. beans | flour | sugar |
| c. tuna | beans | cashier | f. yogurt | flour | ice cream |

3. Label the pictures. Use the words in the box.


yogurt bagger cookies ~~customer~~ manager tuna




a. customer



b. _____



c. _____



d. _____



e. _____



f. _____


4. Look at the picture. Write T (true) or F (false).



- a. There are three customers. T
- b. The cashier is happy. —
- c. Two customers have carts. —
- d. The man is buying a bottle of oil. —
- e. He's also buying cookies. —
- f. Two women are in line. —
- g. The bagger is happy. —

5. Look at the store directory. Answer the questions.

- a. Where can you find canned beans? aisle 2
- b. Where can you find cookies? —
- c. Where can you find yogurt? —
- d. Where can you find sugar? —
- e. Where can you find turkey and cheese? —
- f. Where can you find ice cream? —
- g. Where can you find milk? —
- h. Where can you find vegetables? —

 CHARLES The Family Super Store	
STORE AISLE GUIDE	
Fruit and Vegetables	▶ aisle 1
Canned Food	▶ aisle 2
Baking Products	▶ aisle 3
Frozen Food	▶ aisle 4
Dairy	▶ aisle 5
Baked Goods	▶ aisle 6
Deli	▶ aisle 7

Challenge Name two places in the grocery store where the food is cold.





1. Check (✓) the things you have in the refrigerator. Look in your dictionary for help.

Word List: Containers and Packaged Foods

Dictionary page 74

bottle

container

a carton of eggs

jar

box

a six-pack of soda

can

bag

a loaf of bread

2. Complete the words. Write the letters.

a. ja_r_

e. b____tl____

b. _____x

f. c__n__a__n____

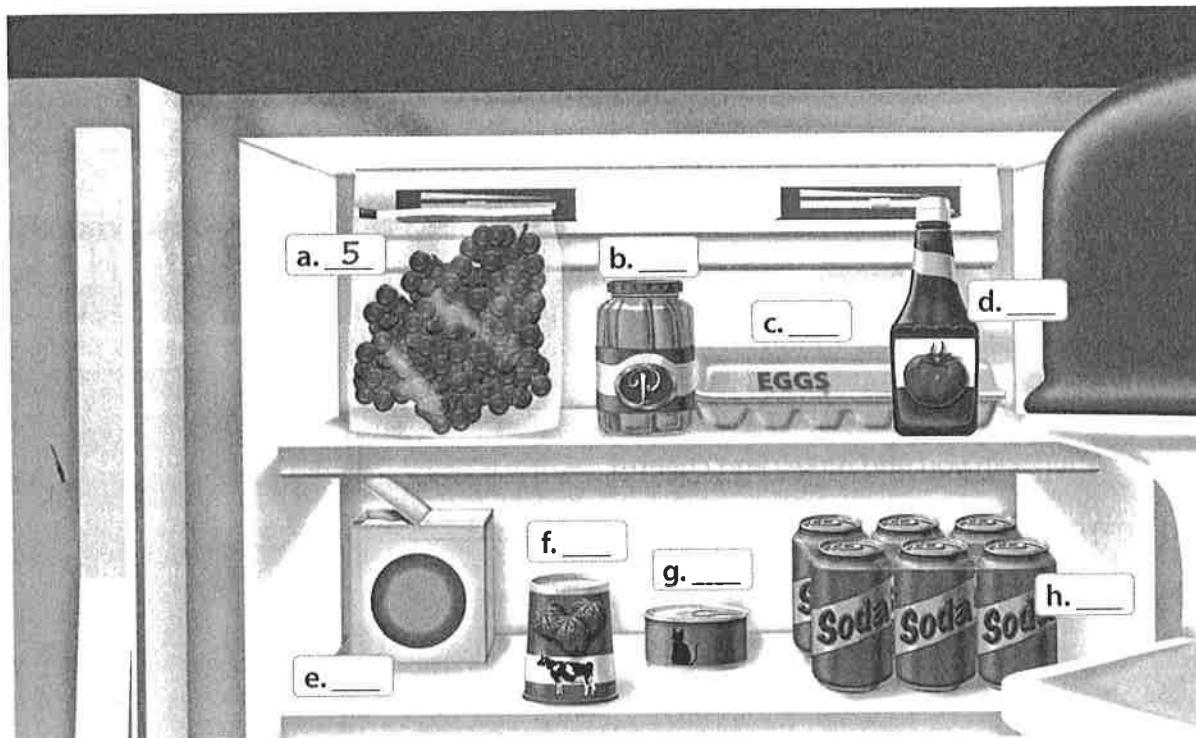
c. _____g

g. c__r____n

d. _____n

h. l____f

3. Label the picture. Write the numbers.



1. bottle

3. container

5. ~~bag~~

7. jar

2. can

4. box

6. carton

8. six-pack





1. Check (✓) the words you know. Look in your dictionary. Find the words you don't know.

Word List: Weights and Measures

Dictionary page 75

- | | | |
|---|--|--|
| <input type="checkbox"/> a cup of oil | <input type="checkbox"/> a gallon of water | <input type="checkbox"/> a cup of flour |
| <input type="checkbox"/> a pint of yogurt | <input type="checkbox"/> a teaspoon of salt | <input type="checkbox"/> an ounce of cheese |
| <input type="checkbox"/> a quart of milk | <input type="checkbox"/> a tablespoon of sugar | <input type="checkbox"/> a pound of roast beef |

2. Match the words with the abbreviations.

qt. pt. ~~oz.~~ lb. tsp. oz. gal. TBS.

- | | | | |
|------------------|-----------------|---------------------|----------------|
| a. cup <u>c.</u> | c. pint _____ | e. teaspoon _____ | g. ounce _____ |
| b. quart _____ | d. gallon _____ | f. tablespoon _____ | h. pound _____ |

3. Which is more? Write the answers.



2 quarts of juice



a gallon of juice



a tablespoon of salt



a teaspoon of salt

- a. a gallon of juice b. _____



a pound of cheese



eight ounces of cheese



6 ounces of water



a cup of water

- c. _____ d. _____

Challenge How many quarts are in a gallon? How many ounces are in a pound?





1. Check (✓) the words you know. Look in your dictionary. Find the words you don't know.

Word List: Food Preparation and Safety

Dictionary page 76

- | | | |
|--------------------------------|------------------------------------|-------------------------------------|
| <input type="checkbox"/> clean | <input type="checkbox"/> fried | <input type="checkbox"/> boiled |
| <input type="checkbox"/> cook | <input type="checkbox"/> barbecued | <input type="checkbox"/> stir-fried |
| <input type="checkbox"/> chill | <input type="checkbox"/> roasted | <input type="checkbox"/> scrambled |

2. Unscramble the words.

a. bolied b o i l e d

d. ihlc _____l

b. steorad r____a s____d


e. ancle ____e a ____

c. diref ____r i____

f. okoc c____

3. Label the picture. Use the words in the box.

fried barbecued scrambled stir-fried ~~roasted~~ boiled



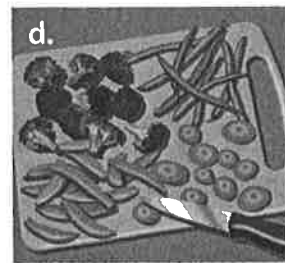

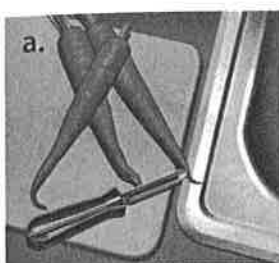
4. Check (✓) the things you do to prepare your favorite food. Look in your dictionary for help.

Word List: Food Preparation and Safety

Dictionary page 77

- | | | |
|----------------------------------|---------------------------------|-------------------------------|
| <input type="checkbox"/> preheat | <input type="checkbox"/> bake | <input type="checkbox"/> chop |
| <input type="checkbox"/> slice | <input type="checkbox"/> cut up | <input type="checkbox"/> boil |
| <input type="checkbox"/> steam | <input type="checkbox"/> peel | <input type="checkbox"/> mix |

5. How do you prepare these foods? Check (✓) the correct words.



- | | | | |
|--|--------------------------------|-------------------------------|----------------------------------|
| <input type="checkbox"/> mix | <input type="checkbox"/> boil | <input type="checkbox"/> chop | <input type="checkbox"/> steam |
| <input checked="" type="checkbox"/> peel | <input type="checkbox"/> slice | <input type="checkbox"/> bake | <input type="checkbox"/> preheat |

6. Look at the pictures. Complete the recipe. Use the words in the box.

Mix Slice Peel ~~Preheat~~ Cut up Chop



350



a. Preheat the oven.

b. _____ the chicken.

c. _____ two lemons.



d. _____ the lemons.

e. _____ the peppers and onion.

f. _____ the chicken, lemons, onions, and peppers. Bake for 30 minutes.



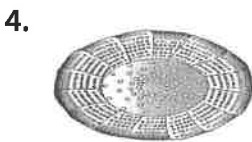
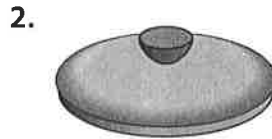


1. Check (✓) the things you have in your kitchen. Look in your dictionary for help.

Word List: Kitchen Utensils
Dictionary page 78

<input type="checkbox"/> can opener	<input type="checkbox"/> frying pan	<input type="checkbox"/> vegetable peeler
<input type="checkbox"/> grater	<input type="checkbox"/> pot	<input type="checkbox"/> lid
<input type="checkbox"/> steamer	<input type="checkbox"/> wooden spoon	<input type="checkbox"/> mixing bowl

2. Match the words with the pictures.



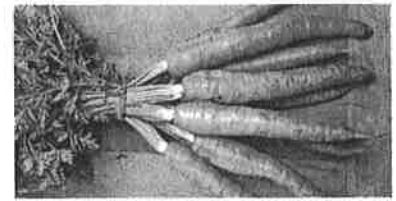
4 a. steamer
___ b. can opener

___ c. frying pan
___ d. lid

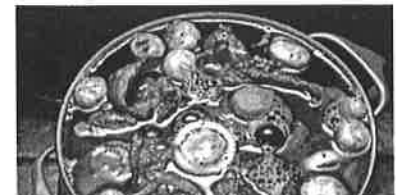
___ e. pot
___ f. wooden spoon

3. Complete the sentences. Use the words in the box.

mixing bowl can opener ~~frying pan~~ peeler lid grater



a. I need a frying pan. b. I need a _____. c. I need a _____.



d. I need a _____. e. I need a _____. f. I need a _____.





1. Check (✓) your three favorite fast foods. Look in your dictionary for help.







Word List: Fast Food Restaurant
Dictionary page 79

<input type="checkbox"/> hamburger	<input type="checkbox"/> hot dog	<input type="checkbox"/> pizza
<input type="checkbox"/> french fries	<input type="checkbox"/> nachos	<input type="checkbox"/> soda
<input type="checkbox"/> cheeseburger	<input type="checkbox"/> taco	<input type="checkbox"/> donut

2. Complete the menu. Use the words in the box.

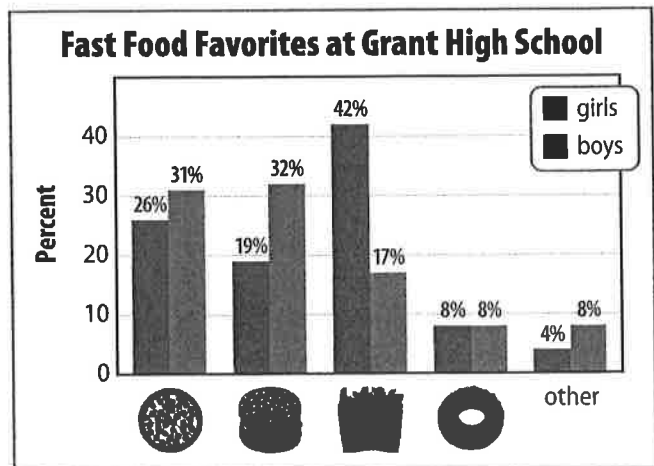
hot dog ~~nachos~~ taco soda pizza donuts

Fast Freddy's Snacks and Things

a. <u>nachos</u>	 \$1.99	d. _____	 99¢ each
b. _____	 \$1.99	e. _____	 \$2.29
c. _____	 \$1.49	f. _____	 99¢

3. Study the graph. Answer the questions.

- What is the favorite fast food for girls? french fries
- What is the favorite fast food for boys? _____
- Which food is the same for boys and girls? _____
- Look at the Word List. Name an example of "other" fast food. _____



Challenge Look at the menu in Exercise 2. Write your order and the total price.





1. Check (✓) the things you like to eat and drink. Look in your dictionary for help.




Word List: Coffee Shop Menu
Dictionary pages 80-81

<input type="checkbox"/> breakfast	<input type="checkbox"/> toast	<input type="checkbox"/> sandwich	<input type="checkbox"/> spaghetti
<input type="checkbox"/> lunch	<input type="checkbox"/> pancakes	<input type="checkbox"/> salad	<input type="checkbox"/> meatballs
<input type="checkbox"/> dinner	<input type="checkbox"/> cereal	<input type="checkbox"/> soup	<input type="checkbox"/> grilled fish
<input type="checkbox"/> dessert	<input type="checkbox"/> cake	<input type="checkbox"/> coffee	<input type="checkbox"/> meatloaf
<input type="checkbox"/> beverages	<input type="checkbox"/> pie	<input type="checkbox"/> tea	

2. Match the words.

- | | |
|--------------------------|----------------------------|
| <u> 2 </u> a. dinner | 1. soup and a sandwich |
| <u> </u> b. lunch | 2. spaghetti and meatballs |
| <u> </u> c. beverage | 3. cake |
| <u> </u> d. breakfast | 4. pancakes |
| <u> </u> e. dessert | 5. tea |

3. Label the picture with the numbers.



- | | |
|--|------------------------------------|
| 1. They're having soup and salad. | 4. She's having coffee and toast. |
| 2. They're having meatloaf and vegetables. | 5. They're having sandwiches. |
| 3. She's having cereal and tea. | 6. She's having pancakes and eggs. |

4. Look at the picture. Complete the check. Then answer the questions.

Guest Check

DATE	TABLE	GUESTS	SERVER	223458
------	-------	--------	--------	--------

APPT-SOUP/SAL-ENTREE-VEG/POT-DESSERT-BEV

g r i l l e d f i s h	\$9.99
s a g e t a n d	
m a t a s	\$7.99
c k	\$3.99
p	\$3.99
2 c f f s	\$1.98
	TAX
	TOTAL

THANK YOU - PLEASE COME AGAIN.

- a. How much is dessert? \$7.98
- b. How much are the beverages? _____
- c. Which item is \$9.99? _____
- d. Is this breakfast, lunch, or dinner? _____

5. What about you? Answer the questions.

- a. What is the name of your favorite restaurant? _____
- b. Is that restaurant a coffee shop? _____
- c. What do you usually order there? _____
- d. Do you usually go there for breakfast, lunch, or dinner? _____



1. Check (✓) the words you know. Look in your dictionary. Find the words you don't know.

Word List: A Restaurant

Dictionary pages 82-83

- | | | |
|-------------------------------------|--|--|
| <input type="checkbox"/> hostess | <input type="checkbox"/> set the table | <input type="checkbox"/> pay the check |
| <input type="checkbox"/> high chair | <input type="checkbox"/> seat the customer | <input type="checkbox"/> leave a tip |
| <input type="checkbox"/> booth | <input type="checkbox"/> order from the menu | |
| <input type="checkbox"/> menu | <input type="checkbox"/> take the order | |
| <input type="checkbox"/> server | <input type="checkbox"/> serve the meal | |
| <input type="checkbox"/> busser | <input type="checkbox"/> clear the dishes | |

2. Complete the chart. Use the words in the box.

~~menu~~ serve table pay order clear dishes

Customer	Server	Busser
a. order from the <u>menu</u>	c. take the _____	e. set the _____
b. _____ the check	d. _____ the meal	f. _____ the _____

3. Look at the picture. Write T (true) or F (false).


- a. The menus are on the table. T
- b. The server is at the table. —
- c. There's a high chair at the table. —
- d. They want to pay the check. —
- e. They want to order now. —
- f. They're leaving a tip. —



4. Read the sentences. Label the picture with the numbers.

1. Carmen is a customer. She needs a high chair for the baby.
2. Lee is a server. He's taking an order.
3. Joe is a busser. He's setting a table.
4. Al is sitting in a booth with his friend.

5. Nora is a hostess. She's seating a customer.
6. Iris is a busser. She's clearing a table.
7. Pablo is paying the check.
8. Ina is a server. She's serving a meal.



5. Read the ads. Circle the correct words.

HELP WANTED
at family restaurant.
 Take orders, serve food. Must learn menu. Free lunch, good tips.
555-3254 days.

RESTAURANT HELP WANTED
 Set tables and clear dishes, clean booths. Some tips, good hours. **314 Main St.**

- a. This job is for a hostess / server.
- b. At this restaurant the customers leave good lunch / tips.
- c. You need to study the menu / server for this job.
- d. This job is for a busser / hostess.
- e. You need to clear high chair / dishes and clean orders / booths at this job.
- f. You get some lunch / tips at this job.





1. Check (✓) the words you know. Look in your dictionary. Find the words you don't know.

Word List: The Farmers' Market

Dictionary pages 84-85

live music

organic

lemonade

sour

samples

avocados

vendors

sweets

herbs

count

2. Match the words with the pictures.

1 a. sweets

___ b. organic herbs

___ c. sour lemonade




___ d. live music

___ e. vendor

___ f. avocados

___ g. count

___ h. samples



3. Look at the pictures. Circle the correct words.



- a. We go to the farmers' / sweet market every Sunday.
- b. I like the live / sour music.
- c. My son likes the free samples / vendors.
- d. We buy organic / sour vegetables there.
- e. Sometimes we buy herbs / count vendors.
- f. Today we are buying samples / avocados.
- g. My son is drinking lemonade / avocados. It's sweet.
- h. I'm counting / buying my money.

4. What about you? Answer the questions. Write *Yes, there is* or *No, there isn't*.

- a. Is there a farmers' market near your home? _____
- b. Is there a place to buy organic food near your home? _____
- c. Is there a place to listen to live music near your home? _____





Everyday Clothes

1. Check (✓) the words you know. Look in your dictionary. Find the words you don't know.

Word List: Everyday Clothes

Dictionary pages 86-87

- | | | | |
|----------------------------------|---|----------------------------------|----------------------------------|
| <input type="checkbox"/> shirt | <input type="checkbox"/> baseball cap | <input type="checkbox"/> handbag | <input type="checkbox"/> shoes |
| <input type="checkbox"/> jeans | <input type="checkbox"/> socks | <input type="checkbox"/> skirt | <input type="checkbox"/> sweater |
| <input type="checkbox"/> dress | <input type="checkbox"/> athletic shoes | <input type="checkbox"/> suit | <input type="checkbox"/> tie |
| <input type="checkbox"/> T-shirt | <input type="checkbox"/> blouse | <input type="checkbox"/> pants | <input type="checkbox"/> put on |

2. Cross out the word that doesn't belong.

- | | | |
|--------------|------------------|----------------|
| a. shirt | socks | blouse |
| b. sweater | shoes | athletic shoes |
| c. pants | jeans | shirt |
| d. skirt | baseball cap | dress |
| e. suit | T-shirt | dress |
| f. tie shoes | put on socks | handbag |

3. Look at the ad. Complete the sentences. Use the words in the box.

T-shirts sweaters blouses handbags pants ~~skirts~~

All-Mart
All about savings! What's on sale now?

MEN'S CLOTHING

- Long-sleeved shirt: \$14.99
- Pants: \$34.99
- T-shirt: \$9.99

WOMEN'S CLOTHING

- Sweater: \$16.99
- Blouse: \$19.99
- Handbag: \$19.99

- The shirts are \$14.99.
- The _____ are \$16.99.
- The _____ and _____ are the same price.
- The _____ are \$9.99.
- The _____ are the most expensive.

4. Look at the pictures. Check (✓) the correct sentences.



- a. He's wearing a T-shirt.
 He's wearing jeans.



- b. She has a handbag.
 She's wearing pants and a shirt.



- c. Three students are wearing jeans.
 Three students are wearing T-shirts.



- d. He's putting on his socks.
 He can tie his shoes.



- e. They're wearing socks and jeans.
 They're wearing athletic shoes and caps.



- f. She's wearing a skirt and blouse.
 He's wearing a suit.

5. Study the chart. Answer the questions.

- a. What percent of people like jeans the best? 56%
- b. What percent like dresses or suits the best? _____
- c. What percent like pants and shirts the best? _____
- d. What percent of people don't like jeans the best? _____





Casual, Work, and Formal Clothes

1. Check (✓) the things you like to wear. Look in your dictionary for help.

Word List: Casual, Work, and Formal Clothes

Dictionary pages 88-89

- | | | | |
|-----------------------------------|--|---------------------------------------|-------------------------------------|
| <input type="checkbox"/> overalls | <input type="checkbox"/> uniform | <input type="checkbox"/> tuxedo | <input type="checkbox"/> sweatshirt |
| <input type="checkbox"/> knit top | <input type="checkbox"/> business suit | <input type="checkbox"/> evening gown | <input type="checkbox"/> sweatpants |
| <input type="checkbox"/> sandals | <input type="checkbox"/> briefcase | <input type="checkbox"/> tie | <input type="checkbox"/> tank top |
| | | | <input type="checkbox"/> shorts |

2. Unscramble the words.

a. storsh s h o r t s

e. otuxed t x

b. slandsa s n d s

f. tehswiats s w s t

c. iformnu u i f

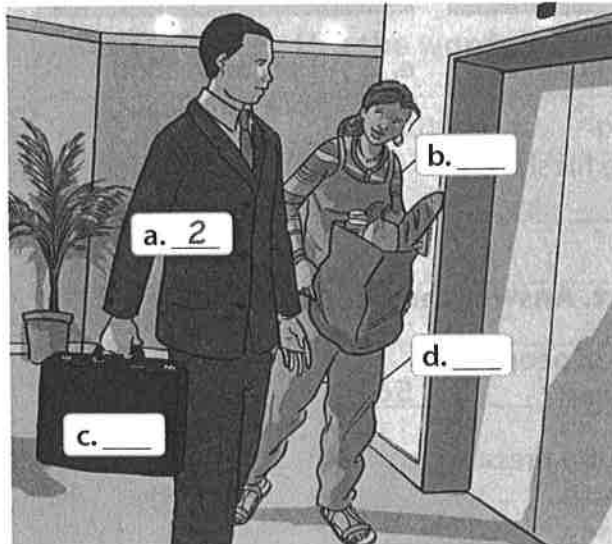
g. ktan opt

d. vorllaes v e a s

h. enevgin wnog


3. Label the picture. Write the numbers.

- briefcase
- business suit
- knit top
- overalls



Challenge Look at the picture. Name the shoes you see.

4. Look at the picture. Read the sentences. Number the people.



- | | |
|--|---------------------------------|
| 1. Jack is wearing a uniform. | 5. Grace is wearing sweatpants. |
| 2. Gabriel is wearing a business suit. | 6. Anne is wearing sandals. |
| 3. Ken is wearing shorts. | 7. Jen is looking at a dress. |
| 4. Lara is wearing overalls. | |

5. What about you? Complete the sentences with *casual*, *work*, or *formal*.

- I like _____ clothes.
- I think _____ clothes are expensive.
- I think _____ clothes are comfortable.
- I don't like to wear _____ clothes.
- I usually wear _____ clothes.





Seasonal Clothing

1. Check (✓) the things you never wear or use. Look in your dictionary for help.

Word List: Seasonal Clothing
Dictionary page 90

<input type="checkbox"/> coat	<input type="checkbox"/> jacket	<input type="checkbox"/> raincoat
<input type="checkbox"/> scarf	<input type="checkbox"/> hat	<input type="checkbox"/> swimsuit
<input type="checkbox"/> gloves	<input type="checkbox"/> umbrella	<input type="checkbox"/> sunglasses

2. Complete the chart. Use the words in the box.

gloves	raincoat	coat	sunglasses
umbrella	scarf	swimsuit	

 Cold	 Rainy	 Hot
----------	-----------	---------

- | | | |
|---------|----|----|
| a. coat | d. | f. |
| b. | e. | g. |
| c. | | |

3. Look at the picture. Circle the correct words.

- The girl is wearing a scarf / hat.
- The boy is wearing a hat / sunglasses.
- The boy and the girl are wearing coats / swimsuits.
- The boy and the girl are wearing raincoats / gloves.
- Sam has an umbrella / sunglasses.
- Sam is wearing a jacket / scarf.





Workplace Clothing

1. Check (✓) the things you or your classmates wear at work.
Look in your dictionary for help.

Word List: Workplace Clothing
Dictionary pages 92-93

<input type="checkbox"/> hard hat	<input type="checkbox"/> apron	<input type="checkbox"/> hairnet
<input type="checkbox"/> work shirt	<input type="checkbox"/> polo shirt	<input type="checkbox"/> scrubs
<input type="checkbox"/> tool belt	<input type="checkbox"/> name tag	<input type="checkbox"/> face mask
<input type="checkbox"/> coveralls	<input type="checkbox"/> work gloves	<input type="checkbox"/> lab coat
<input type="checkbox"/> safety glasses	<input type="checkbox"/> badge	<input type="checkbox"/> latex gloves

2. Match the words.

- | | |
|------------------|----------|
| <u>5</u> a. hard | 1. mask |
| ___ b. face | 2. coat |
| ___ c. lab | 3. belt |
| ___ d. tool | 4. tag |
| ___ e. polo | 5. hat |
| ___ f. name | 6. shirt |

3. Label the pictures. Use the words in the box.

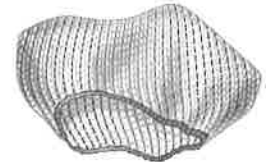
hairnet apron ~~badge~~ work shirt safety glasses name tag



a. badge



b. _____



c. _____



d. _____




e. _____




f. _____

4. Look at the picture. Write *T* (true) or *F* (false).



- a. There's a glove on the floor. T
- b. There's a man in coveralls.
- c. There's a worker with safety glasses.
- d. There's a woman in scrubs.
- e. There's a doctor in an apron.
- f. There are two people with gloves.

5. Look at the picture. Write three things John needs to be safe.



- a. _____
- b. _____
- c. _____





Shoes and Accessories

1. Check (✓) the words you know. Look in your dictionary. Find the words you don't know.

Word List: Shoes and Accessories

Dictionary pages 94-95

- | | | |
|---|-------------------------------------|---------------------------------------|
| <input type="checkbox"/> purses | <input type="checkbox"/> necklaces | <input type="checkbox"/> pumps |
| <input type="checkbox"/> belts | <input type="checkbox"/> wallet | <input type="checkbox"/> boots |
| <input type="checkbox"/> shoe department | <input type="checkbox"/> watch | <input type="checkbox"/> tennis shoes |
| <input type="checkbox"/> jewelry department | <input type="checkbox"/> backpack | <input type="checkbox"/> earrings |
| <input type="checkbox"/> bracelets | <input type="checkbox"/> high heels | <input type="checkbox"/> ring |

2. Complete the chart. Use the words in the box.

backpacks	wallets	boots	earrings	tennis shoes
high heels	necklaces	purses	rings	

Jewelry Department



Shoe Department



Other Accessories




- | | | | | |
|----|--------------|----|--|----|
| a. | <i>rings</i> | d. | | g. |
| b. | | e. | | h. |
| c. | | f. | | i. |

3. Read the sentences. Write T (true) or F (false).

- a. You can buy earrings in the shoe department. F
- b. Many children use backpacks at school.
- c. Bracelets and pumps are in the jewelry department.
- d. Boots and high heels are in the shoe department.
- e. People keep money in their watches.
- f. People wear tennis shoes to exercise.

4. Look at the picture. Circle the correct words.



- a. The girl has a purse / backpack.
- b. The girl is wearing a watch / belt.
- c. The woman is wearing boots / pumps.
- d. The girl is wearing tennis shoes / high heels.
- e. There are tennis shoes / boots on the floor.

5. Look at the receipt. Complete the sentences.



**NICKELS
DEPARTMENT STORE**

01	MEN'S TENNIS SHOES	\$24.99
02	CHILDREN'S SHOES 2@ \$10.99	\$21.98
03	BOOTS	\$36.98
04	WOMEN'S ACCESSORIES: PURSE	\$24.50
05	FASHION JEWELRY: RING	\$12.99
06	FASHION JEWELRY: NECKLACE	\$ 9.99
	SUBTOTAL	\$131.43
	TAX	\$11.50
	TOTAL	\$142.93

- a. The boots cost \$36.98.
- b. The _____ is from the accessories department.
- c. The total for jewelry is _____.
- d. The total from the shoe department is _____.

Challenge Name the shoes and accessories you wear and use every day.





Describing Clothes

1. Check (✓) the words that describe the clothes you wear. Look in your dictionary for help

Word List: Describing Clothes

Dictionary page 96

small

medium

large

short-sleeved

long-sleeved

short

long

solid

striped


2. Match the words with the pictures.



1. large



2. short



3. long



4. small

3. Read the story. Put the pictures in order (1-6).

Bita needs a new shirt. She looks at a long-sleeved blue shirt. She looks at a short-sleeved blue shirt. She looks at another shirt. It's striped. Then Bita sees a solid green shirt. She likes it the best! She buys a medium.



4. Check (✓) the words you know. Look in your dictionary. Find the words you don't know.

Word List: Describing Clothes

Dictionary page 97

heavy

loose

too small

light

narrow

too big

tight

wide

too expensive

5. Match the opposites.

a. heavy 3

1. too big

b. tight

2. narrow

c. wide

3. light

d. too small

4. loose

6. Look at the pictures. Complete the sentences. Use the words in the box.

wide

expensive

~~light~~

small

heavy

big



a. His jacket is light.

b. The shirt is too .

c. Her sweater is .



d. The dress is too .

e. His tie is .

f. His pants are too .





Making Clothes

1. Check (✓) the words you know. Look in your dictionary. Find the words you don't know.

Word List: Making Clothes

Dictionary pages 98-99


- | | | |
|----------------------------------|--|----------------------------------|
| <input type="checkbox"/> cotton | <input type="checkbox"/> sew | <input type="checkbox"/> pattern |
| <input type="checkbox"/> wool | <input type="checkbox"/> sewing machine | <input type="checkbox"/> thread |
| <input type="checkbox"/> leather | <input type="checkbox"/> sewing machine operator | <input type="checkbox"/> button |
| <input type="checkbox"/> denim | <input type="checkbox"/> needle | <input type="checkbox"/> zipper |
| | | <input type="checkbox"/> snap |

2. Label the pictures. Use the words in the box.

cotton	wool	leather	denim
-------------------	------	---------	-------



a. cotton



b. _____



c. _____



d. _____

3. Look at the picture. Write T (true) or F (false).

- a. The man is using a pattern. T
- b. The women are sewing machine operators. _____
- c. They can sew. _____
- d. The man is working with leather. _____
- e. The women are not sewing right now. _____



Challenge Look at Exercise 2. Name two types of material you like to wear.

4. Label the picture. Write the numbers.



- | | | | |
|------------|-----------------------|-------------------|-----------|
| 1. button | 3. needle | 5. sewing machine | 7. thread |
| 2. leather | 4. pattern | 6. snap | 8. zipper |

5. Read the sentences. Check (✓) the things the people need.

a. Beatriz wants to make a dress for summer. What does she need?

- | | |
|---|--|
| <input checked="" type="checkbox"/> cotton material | <input type="checkbox"/> wool |
| <input checked="" type="checkbox"/> a pattern | <input checked="" type="checkbox"/> a sewing machine |

b. Sam wants to sew a button on his shirt. What does he need?

- | | |
|-----------------------------------|-----------------------------------|
| <input type="checkbox"/> a buckle | <input type="checkbox"/> a button |
| <input type="checkbox"/> thread | <input type="checkbox"/> a needle |

c. Amy needs a new zipper in her dress. What does she need?

- | | |
|---|-----------------------------------|
| <input type="checkbox"/> a sewing machine | <input type="checkbox"/> material |
| <input type="checkbox"/> a zipper | <input type="checkbox"/> snaps |

d. Lia wants to make jeans. What does she need?

- | | |
|------------------------------------|-----------------------------------|
| <input type="checkbox"/> denim | <input type="checkbox"/> a zipper |
| <input type="checkbox"/> a pattern | <input type="checkbox"/> a button |





Making Alterations

1. Check (✓) the words you know. Look in your dictionary. Find the words you don't know.

Word List: Making Alterations

Dictionary page 100

- | | | |
|---------------------------------|-------------------------------------|----------------------------------|
| <input type="checkbox"/> pocket | <input type="checkbox"/> safety pin | <input type="checkbox"/> shorten |
| <input type="checkbox"/> hem | <input type="checkbox"/> scissors | <input type="checkbox"/> let out |
| <input type="checkbox"/> pin | <input type="checkbox"/> lengthen | <input type="checkbox"/> take in |

2. Match the words with the pictures.



4 a. hem ___ b. pocket ___ c. pin ___ d. safety pin ___ e. scissors

3. Look at the pictures. Complete the sentences. Use the words in the box.

lengthen take in let out pocket shorten ~~scissors~~



a. She needs a pair of scissors.




b. She needs to _____ the dress.



c. He needs to sew the _____.



d. She needs to _____ the pants.



e. He needs to _____ the pants.



f. She needs to _____ the dress.





A Garage Sale

1. Check (✓) the words you know. Look in your dictionary. Find the words you don't know.

Word List: A Garage Sale

Dictionary pages 102-103

- | | | |
|--|---|----------------------------------|
| <input type="checkbox"/> flyer | <input type="checkbox"/> folding card table | <input type="checkbox"/> VCR |
| <input type="checkbox"/> used clothing | <input type="checkbox"/> folding chair | <input type="checkbox"/> bargain |
| <input type="checkbox"/> sticker | <input type="checkbox"/> clock radio | <input type="checkbox"/> browse |

2. Match the words with the pictures.

6 a. flyer

___ b. folding chair

___ c. stickers

___ d. VCR

___ e. clock radio

___ f. bargain

___ g. card table

1.



2.



3.



4.



5.



6.



7.



3. Look at the pictures. Circle the correct words.



- a. The Sanchez family has a clock radio / garage sale every year.
- b. They make a flyer / sticker together.
- c. They put price sales / stickers on all their old things.



- d. They put a card table / flyer and two folding chairs / VCRs in the yard.
- e. This year they have a lot of used clothing / stickers for sale.
- f. Mr. Sanchez wants to sell an old VCR / clock radio.



- g. Many people come to browse / help.
- h. The customers like to browse / bargain with Mrs. Sanchez.

4. What about you? Answer the questions. Write Yes, I do or No, I don't.

- a. Do you like to go to garage sales? _____
- b. Do you like to have garage sales? _____
- c. Do you like to bargain when you shop? _____





1. Check (✓) the parts of the body that are below the neck. Use your dictionary for help.

Word List: The Body

Dictionary pages 104-105

- | | | | |
|--------------------------------|--------------------------------|------------------------------|-----------------------------------|
| <input type="checkbox"/> head | <input type="checkbox"/> back | <input type="checkbox"/> leg | <input type="checkbox"/> shoulder |
| <input type="checkbox"/> hair | <input type="checkbox"/> nose | <input type="checkbox"/> toe | <input type="checkbox"/> arm |
| <input type="checkbox"/> neck | <input type="checkbox"/> mouth | <input type="checkbox"/> eye | <input type="checkbox"/> hand |
| <input type="checkbox"/> chest | <input type="checkbox"/> foot | <input type="checkbox"/> ear | <input type="checkbox"/> finger |

2. Cross out the word that doesn't belong.

- | | | | |
|----------|------|-----------------|----------|
| a. eye | nose | foot | mouth |
| b. leg | neck | toe | foot |
| c. back | arm | hand | finger |
| d. chest | back | eye | shoulder |
| e. head | hair | ear | leg |

3. Label the picture. Write the numbers.

1. arm
2. back
3. chest
4. head
5. eye
6. leg
7. ear
8. hand
9. ~~hair~~
10. mouth



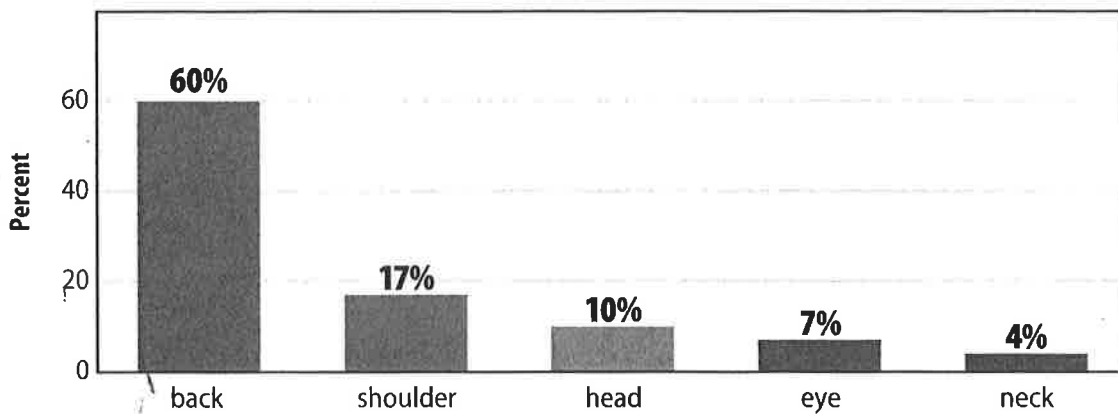
4. Look at the picture. Read the sentences. Write the numbers.



1. Jack has a problem with his foot.
2. Mary has a problem with her eye.
3. Rosa has a problem with her knee.
4. Sun has a problem with her back.
5. Jin has a problem with his shoulder.
6. Tej has a problem with his hand.

5. Study the graph. Answer the questions.

Problems at Work: Watch Your Back



Source: OSHA Labor Statistics (2005) <http://stats.bls.gov/iif/oshwc/osh/case/ostb1682.pdf>

- a. Sixty percent of the problems at work are back problems.
- b. Ten percent of the problems are with the _____.
- c. _____ percent of the problems are eye problems.
- d. Twenty-one percent of problems are with the shoulder and the _____.
- e. Eleven percent of problems are _____ and _____ problems.





1. Check (✓) the words you know. Open your dictionary. Find the words you don't know.

Word List: Inside and Outside the Body
Dictionary page 106

The Face	The Arm	The Senses
<input type="checkbox"/> chin	<input type="checkbox"/> elbow	<input type="checkbox"/> see
<input type="checkbox"/> forehead	<input type="checkbox"/> wrist	<input type="checkbox"/> hear
The Mouth	The Leg	<input type="checkbox"/> smell
<input type="checkbox"/> lip	<input type="checkbox"/> knee	<input type="checkbox"/> taste
<input type="checkbox"/> teeth	<input type="checkbox"/> ankle	<input type="checkbox"/> touch
<input type="checkbox"/> tongue		

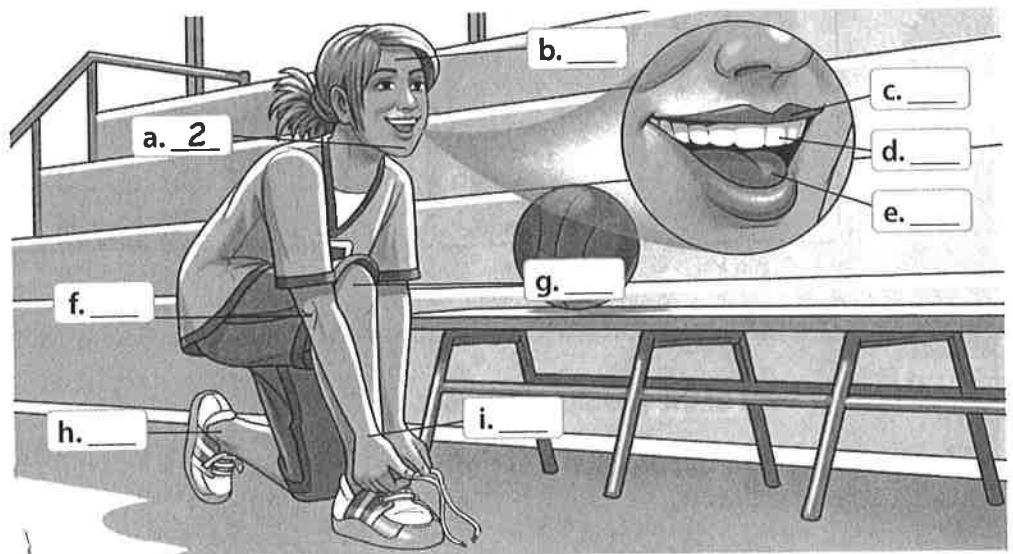
2. Match the words with the pictures.

1.  2.  3.  4.  5. 

3 a. see ___ b. hear ___ c. smell ___ d. taste ___ e. touch

3. Label the picture. Write the numbers.

1. forehead
2. ~~chin~~
3. lip
4. teeth
5. tongue
6. elbow
7. wrist
8. knee
9. ankle



Challenge Which senses help you learn English?

4. Check (✓) the things that are inside the chest. Use your dictionary for help.

Word List: Inside and Outside the Body

Dictionary page 107

muscle

heart

stomach

bone

lung

kidney

brain

liver

5. Complete the words. Write the letters.

a. h e a r t

d. l _____ r

b. br _____ n

e. m _____ s _____ e

c. ki _____ ey

f. st o _____ c _____

6. Look at the picture. Write *T* (true) or *F* (false).

a. The liver is above the lungs. F

b. The heart is between the lungs. _____

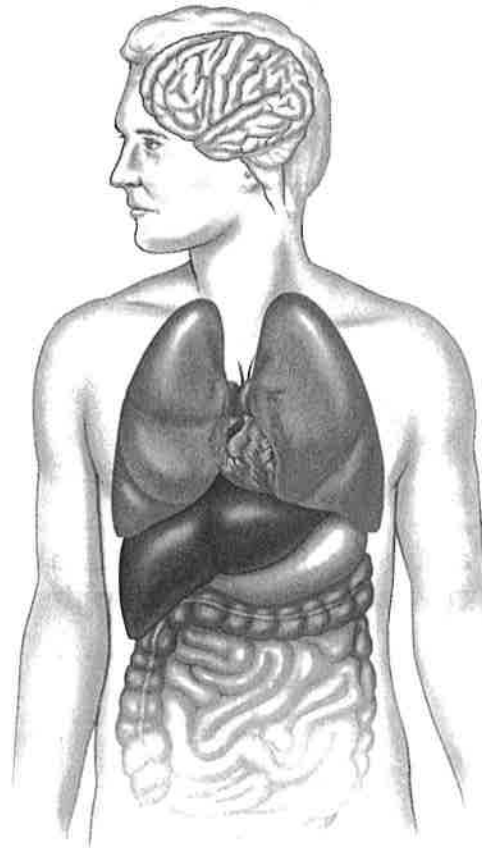
c. The lungs are in the stomach. _____

d. The brain is in the head. _____

e. There are six bones in the brain. _____

f. The liver is near the stomach. _____

g. There are two kidneys in the picture. _____





1. Check (✓) the words you know. Open your dictionary. Find the words you don't know.

Word List: Personal Hygiene
Dictionary page 108

<input type="checkbox"/> take a shower	<input type="checkbox"/> put on sunscreen	<input type="checkbox"/> brush hair
<input type="checkbox"/> take a bath	<input type="checkbox"/> wash hair	<input type="checkbox"/> soap
<input type="checkbox"/> use deodorant	<input type="checkbox"/> dry hair	<input type="checkbox"/> shampoo

2. Cross out the word that doesn't belong.

- | | | | | | |
|--------------|-----------|-----------------|---------|------|--------|
| a. wash hair | dry hair | soap | d. dry | bath | shower |
| b. soap | sunscreen | shampoo | e. wash | take | dry |
| c. sunscreen | brush | deodorant | | | |

3. Look at the pictures. Complete the sentences. Use the words in the box.

shampoo
soap
~~take~~
use
dry
wash



a. Every morning I take a shower. I wash my face and body with _____.



b. I _____ my hair. I use my favorite _____.



c. I _____ my hair.



d. I _____ deodorant. Then I get dressed.

4. Check (✓) the things you do and the things you use every day. Use your dictionary for help.

Word List: Personal Hygiene

Dictionary page 109

- | | | |
|--------------------------------------|-------------------------------------|--|
| <input type="checkbox"/> brush teeth | <input type="checkbox"/> cut nails | <input type="checkbox"/> dental floss |
| <input type="checkbox"/> floss teeth | <input type="checkbox"/> toothbrush | <input type="checkbox"/> razor |
| <input type="checkbox"/> shave | <input type="checkbox"/> toothpaste | <input type="checkbox"/> shaving cream |

5. Match the words with the pictures.

1.



2.



3.



4.



5.



2 a. toothbrush

___ b. toothpaste

___ c. dental floss

___ d. razor

___ e. shaving cream

6. Complete the puzzle.

ACROSS

1. ___ your nails.

5. Use a ___ with shaving cream.

6. Use ___ with a toothbrush.

DOWN

1. Use shaving ____.

2. ___ your teeth.

3. Use dental ____.

4. Use a razor to ____.

	1	C	U	T					
					2		3		4
5									
6									





1. Check (✓) the words you know. Open your dictionary.
Find the words you don't know.

Word List: Symptoms and Injuries

Dictionary pages 110

- | | | |
|------------------------------------|--------------------------------------|--|
| <input type="checkbox"/> headache | <input type="checkbox"/> stomachache | <input type="checkbox"/> fever |
| <input type="checkbox"/> toothache | <input type="checkbox"/> backache | <input type="checkbox"/> feel dizzy |
| <input type="checkbox"/> earache | <input type="checkbox"/> sore throat | <input type="checkbox"/> feel nauseous |

2. Look at the pictures. Circle the correct words.



a. He has a fever /
toothache.



b. He has a backache /
an earache.



c. He has a sore throat /
headache.



d. She has a sore throat /
stomachache.



e. He feels dizzy / nauseous.

3. Read the appointment book. Answer the questions.

TIME	PATIENT NAME	SYMPTOM
9:00 am	Paul Lee	sore throat
9:15 am	Sue Jones	fever/sore throat
9:30 am	Tomas Brown	stomachache
9:45 am	Erica Ortiz	sore throat
10:00 am	Janet Young	earache/sore throat
10:15 am	Julio Ruiz	fever/nauseous/ headache
10:30 am	Tim Emami	stomachache

- a. How many people have stomachaches? two
- b. How many people feel nauseous? _____
- c. How many people have stomachaches or headaches? _____
- d. What symptom is the same for four people? _____





1. Check (✓) the illnesses and conditions that are common in your family.

Word List: Illnesses and Medical Conditions		
Dictionary page 111		
<input type="checkbox"/> cold	<input type="checkbox"/> chicken pox	<input type="checkbox"/> heart disease
<input type="checkbox"/> flu	<input type="checkbox"/> allergies	<input type="checkbox"/> diabetes
<input type="checkbox"/> ear infection	<input type="checkbox"/> asthma	<input type="checkbox"/> high blood pressure

2. Cross out the word that doesn't belong.

- | | | |
|------------------------|---------------------|---------------|
| a. cold | diabetes | flu |
| b. high blood pressure | heart disease | allergies |
| c. asthma | ear infection | diabetes |
| d. heart disease | chicken pox | ear infection |
| e. medical condition | diabetes | cold |

3. Read the medical form. Write *T* (true) or *F* (false).

NAME: *Tom Brown*

REASON FOR VISIT TODAY: *headache, sore throat, fever, dizzy*

DO YOU HAVE:

	YES	NO		YES	NO
Allergies	<input type="checkbox"/>	<input checked="" type="checkbox"/>	Heart disease	<input type="checkbox"/>	<input checked="" type="checkbox"/>
Asthma	<input type="checkbox"/>	<input checked="" type="checkbox"/>	High blood pressure	<input checked="" type="checkbox"/>	<input type="checkbox"/>
Diabetes	<input checked="" type="checkbox"/>	<input type="checkbox"/>			

- a. Tom has asthma. F
- b. Tom has two medical conditions. _____
- c. Tom feels nauseous today. _____
- d. Tom has a sore throat today. _____
- e. Tom has diabetes. _____

Challenge Look at Tom's symptoms. What illness do you think he has?





1. Check (✓) the medication you buy sometimes. Use your dictionary for help.

Word List: A Pharmacy

Dictionary pages 112-113

- | | | | |
|--|--|--|--------------------------------------|
| <input type="checkbox"/> pharmacist | <input type="checkbox"/> over-the-counter medication | <input type="checkbox"/> cream | <input type="checkbox"/> eye drops |
| <input type="checkbox"/> prescription | <input type="checkbox"/> pill | <input type="checkbox"/> pain reliever | <input type="checkbox"/> nasal spray |
| <input type="checkbox"/> prescription label | <input type="checkbox"/> tablet | <input type="checkbox"/> antacid | <input type="checkbox"/> inhaler |
| <input type="checkbox"/> prescription number | <input type="checkbox"/> capsule | <input type="checkbox"/> cough syrup | |

2. Match the words with the definitions.

- | | |
|------------------------|---|
| <u>4</u> a. pharmacist | 1. medication for the skin |
| ___ b. cream | 2. medication for the eye |
| ___ c. eye drops | 3. medication you get from a pharmacist |
| ___ d. prescription | 4. a person who works in the pharmacy |
| ___ e. nasal spray | 5. medication for the nose |

3. Look at the pictures. Circle the correct words.



a. He needs some cream / cough syrup.



b. She needs a pain reliever / nasal spray.



c. He needs some eye drops / antacid.



d. She's using nasal spray / tablets.



e. She needs some pills / eye drops.



f. She's using an antacid / inhaler.

4. Unscramble the words.



a. pslauesc

capsules



b. emarc



c. tbleats



d. gucoh psury



e. learhin



f. phaarcistm

5. Read the prescription label. Answer the questions.

a. Is this over-the-counter medication?

No, it isn't.

b. Is the prescription for tablets?

c. What is the prescription number?

d. How many capsules does Maria take in one day?

e. How many capsules does she take in one week?

CDS
PHARMACY

Rx

225 Lind St.
Chicago, IL 60603
217-555-8578

PRESCRIPTION # 16220197
DATE: 07/17/08

TAKE TWO CAPSULES WITH
FOOD 3 TIMES A DAY
FOR STOMACH PAIN.

REFILLS: 3

PATIENT NAME: MARIA JONES





1. Check (✓) the things you do when you're sick. Use your dictionary for help.

Word List: Taking Care of Your Health

Dictionary page 114

- | | | |
|---|--|---|
| <input type="checkbox"/> Get bed rest. | <input type="checkbox"/> Stay fit. | <input type="checkbox"/> Have checkups. |
| <input type="checkbox"/> Drink fluids. | <input type="checkbox"/> Eat a healthy diet. | <input type="checkbox"/> Get immunized. |
| <input type="checkbox"/> Take medicine. | <input type="checkbox"/> Don't smoke. | |

2. Match the words with the sentences.

- | | |
|-----------------|--------------------|
| <u>3</u> a. Get | 1. checkups. |
| ___ b. Take | 2. a healthy diet. |
| ___ c. Eat | 3. immunized. |
| ___ d. Have | 4. fit. |
| ___ e. Stay | 5. fluids. |
| ___ f. Drink | 6. medicine. |

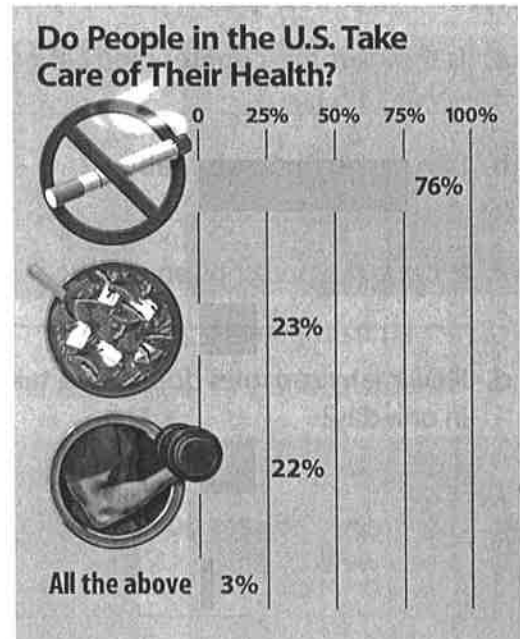
3. Study the graph. Answer the questions.

- a. What percent of people stay fit?
22%
- b. What percent of people eat a healthy diet?

- c. What percent of people don't smoke?

- d. \What percent of people don't stay fit?

- e. What percent of people stay fit, eat a healthy diet, and don't smoke?



Based on information from:
US News and World Report

Challenge Name one way you take care of your health every day.

4. Check (✓) the words you know. Open your dictionary. Find the words you don't know.

Word List: Taking Care of Your Health
Dictionary page 115

<input type="checkbox"/> vision problems	<input type="checkbox"/> stress	<input type="checkbox"/> glasses
<input type="checkbox"/> hearing loss	<input type="checkbox"/> depression	<input type="checkbox"/> hearing aid
<input type="checkbox"/> pain	<input type="checkbox"/> optometrist	<input type="checkbox"/> therapy

5. Look at the pictures. Check (✓) the correct sentences.



1. She has hearing loss. 2. He has vision problems.
 She needs glasses. He has back pain.
3. She's an optometrist. He's getting a hearing aid.

6. Read the doctor's advice. Circle the correct words.

- a. The problem is depression / stress at work.
- b. It's important to take care of your health / therapy.
- c. The doctor gives three / four ideas for help.
- d. One of the doctor's ideas is pain / therapy.
- e. People with a lot of stress sometimes have depression / work.

Health Advice by Dr. Bob

Dear Dr. Bob,
I have too much stress at work. I can't sleep and I feel sad all the time. What can I do to feel better?
Stressed Out in San Diego

Dear Stressed,
Doctors know that stress can cause depression. You need to take care of your health now. Therapy, exercise, and a healthy diet can help.

Challenge Name another way to take care of stress and depression.





1. Check (✓) the words you know. Open your dictionary. Find the words you don't know.

Word List: Medical Emergencies

Dictionary pages 116

- | | | |
|------------------------------------|--|---------------------------------------|
| <input type="checkbox"/> ambulance | <input type="checkbox"/> have a heart attack | <input type="checkbox"/> choke |
| <input type="checkbox"/> paramedic | <input type="checkbox"/> burn | <input type="checkbox"/> bleed |
| <input type="checkbox"/> be hurt | <input type="checkbox"/> drown | <input type="checkbox"/> break a bone |

2. Complete the words. Write the letters.

a. p a r a m e d i c

d. c ___ o ___


b. b e h ___ t

e. ___ b ___ l a n ___ e

c. b ___ n

f. b ___ a ___ a ___ o n ___

3. Look at the picture. Write T (true) or F (false).



- | | |
|--|---------------|
| a. The girl is bleeding. | <u> T </u> |
| b. Two people are hurt. | <u> </u> |
| c. The paramedics are in the ambulance. | <u> </u> |
| d. One paramedic is having a heart attack. | <u> </u> |
| e. The girl is choking. | <u> </u> |
| f. One paramedic is drowning. | <u> </u> |





1. Check (✓) the things you have at home. Use your dictionary for help.

Word List: First Aid
Dictionary page 117

<input type="checkbox"/> first aid kit	<input type="checkbox"/> tweezers	<input type="checkbox"/> gauze	<input type="checkbox"/> stitches
<input type="checkbox"/> first aid manual	<input type="checkbox"/> adhesive bandage	<input type="checkbox"/> ice pack	<input type="checkbox"/> CPR

2. Look at the pictures. Unscramble the sentences.




a. She has a first aid kit.
first aid kit. a has She



b. _____
has He stitches. three



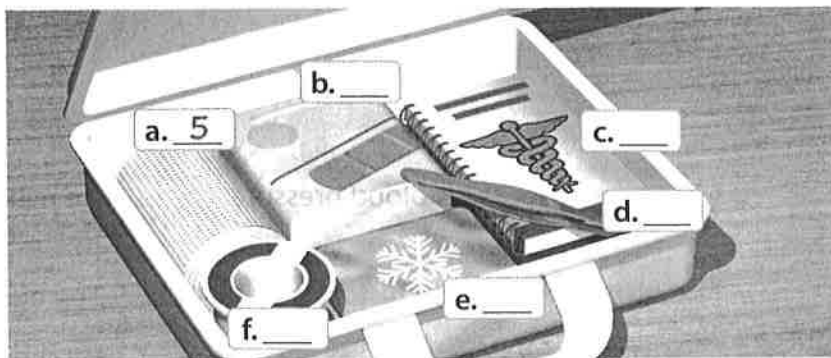
c. _____
woman giving The CPR. is



d. _____
ambulance. in first aid The is
manual the

3. Look at the picture. Write the numbers.

1. first aid manual
2. tweezers
3. adhesive bandages
4. ice pack
5. ~~gauze~~
6. sterile tape





1. Check (✓) the words you know. Open your dictionary. Find the words you don't know.

Word List: Medical Care

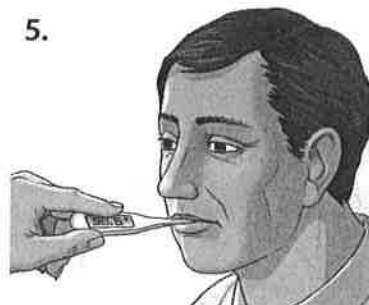
Dictionary page 118

- | | | |
|--|----------------------------------|--|
| <input type="checkbox"/> appointment | <input type="checkbox"/> doctor | <input type="checkbox"/> check (your) blood pressure |
| <input type="checkbox"/> health insurance card | <input type="checkbox"/> patient | <input type="checkbox"/> take (your) temperature |
| <input type="checkbox"/> health history form | <input type="checkbox"/> nurse | <input type="checkbox"/> draw blood |

2. Complete the pictures. Use all the words in the Word List.

Procedures	People	Things
a. <i>check your blood pressure</i>	d.	g.
b.	e.	h.
c.	f.	i.

3. Look at the pictures. Put the sentences in order (1–6).



- | | |
|--|---|
| ___ The nurse checks his blood pressure. | <u>1</u> He makes an appointment to see the doctor. |
| ___ He completes a health history form. | ___ The nurse takes his temperature. |
| ___ He talks to the doctor. | ___ He shows his health insurance card. |





1. Check (✓) the words you know. Open your dictionary. Find the words you don't know.

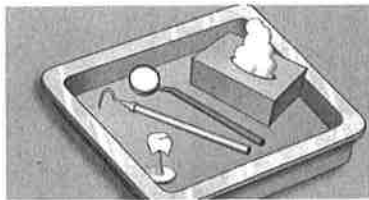
Word List: Dental Care
Dictionary page 119

<input type="checkbox"/> dentist	<input type="checkbox"/> filling	<input type="checkbox"/> clean teeth
<input type="checkbox"/> dental hygienist	<input type="checkbox"/> crown	<input type="checkbox"/> take x-rays
<input type="checkbox"/> cavity	<input type="checkbox"/> gum disease	<input type="checkbox"/> fill a cavity

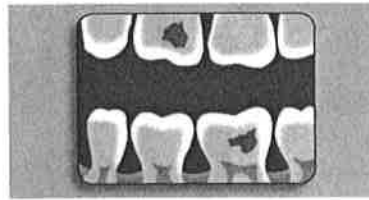
2. Cross out the word that doesn't belong.

- | | | |
|------------------|------------------|------------------------|
| a. take x-rays | clean teeth | gum disease |
| b. crown | dentist | dental hygienist |
| c. cavity | dentist | gum disease |
| d. crown | filling | clean teeth |
| e. fill a cavity | dental hygienist | clean teeth |

3. Look at the pictures. Check (✓) the correct sentences.



- a. The dentist is filling a cavity.
 The patient is getting a new crown.



- b. This is gum disease.
 There are two cavities.



- c. She's a hygienist.
 It's a new crown.



- d. The patient needs a filling.
 The patient needs an x-ray.



- e. He's a dentist.
 He's taking x-rays.



- f. She has gum disease.
 She has good dental care.





1. Check (✓) the doctors you go to. Use your dictionary for help.

Word List: Hospital

Dictionary page 120

- | | | |
|---------------------------------------|---------------------------------------|--|
| <input type="checkbox"/> internist | <input type="checkbox"/> pediatrician | <input type="checkbox"/> nursing assistant |
| <input type="checkbox"/> obstetrician | <input type="checkbox"/> psychiatrist | <input type="checkbox"/> orderly |
| <input type="checkbox"/> cardiologist | <input type="checkbox"/> nurse | |

2. Match the words with the definitions.

- | | |
|--------------------------|--|
| <u>5</u> a. psychiatrist | 1. a doctor for children |
| ___ b. nurse | 2. a doctor for heart problems |
| ___ c. internist | 3. a doctor for pregnant women |
| ___ d. pediatrician | 4. a doctor for general problems |
| ___ e. cardiologist | 5. a doctor for depression and stress |
| ___ f. obstetrician | 6. a person who helps patients and doctors |

3. Look at the pictures. Read the sentences. Number the people.

2 a.



___ b.



___ c.



___ d.



___ e.



___ f.



- | | |
|---|---------------------------------|
| 1. Dr. Aziz is a pediatrician. | 4. Dr. Chen is an obstetrician. |
| 2. Tanya Orloff is a nursing assistant. | 5. Ms. Hart is a nurse. |
| 3. Dr. Kumar is a cardiologist. | 6. Luis Ramos is an orderly. |


4. Check (✓) the things in a hospital room. Use your dictionary for help.

Word List: Hospital
Dictionary page 121

<input type="checkbox"/> patient	<input type="checkbox"/> hospital bed	<input type="checkbox"/> call button
<input type="checkbox"/> hospital gown	<input type="checkbox"/> medical chart	<input type="checkbox"/> blood work
<input type="checkbox"/> medication	<input type="checkbox"/> IV	

5. Label the pictures. Use the words in the box.

call button IV hospital bed ~~medical chart~~ patient blood work



a. medical chart



b. _____



c. _____



d. _____



e. _____



f. _____

6. Read the story. Circle the correct words.

- a. Kim is in the hospital / patient.
- b. She puts on a hospital gown / call button.
- c. The nurse gives Kim some hospital / medication.
- d. He reads Kim's hospital bed / medical chart.
- e. Kim needs some blood work / call button.





1. Check (✓) the words you know. Open your dictionary. Find the words you don't know.

Word List: A Health Fair

Dictionary pages 122-123


- | | | |
|--|---|---|
| <input type="checkbox"/> low-cost exam | <input type="checkbox"/> aerobic exercise | <input type="checkbox"/> nutrition label |
| <input type="checkbox"/> acupuncture | <input type="checkbox"/> demonstration | <input type="checkbox"/> check (your) pulse |
| <input type="checkbox"/> booth | <input type="checkbox"/> sugar-free | <input type="checkbox"/> give a lecture |
| <input type="checkbox"/> yoga | | |

2. Match the words with the pictures.

- 8 a. booth
- ___ b. give a lecture
- ___ c. low-cost exam
- ___ d. aerobic exercise
- ___ e. nutrition label
- ___ f. yoga
- ___ g. acupuncture
- ___ h. check...pulse



3. Look at the pictures. Circle the correct words.



- a. Pam is at the health fair / exam.
- b. There are many nutrition labels / booths to visit.
- c. First, she goes to the exercise demonstration / lecture about nutrition labels / yoga.
- d. Pam wants to get more sugar-free food / exercise.
- e. She watches the yoga / acupuncture demonstration.
- f. Pam eats a healthy lunch. Then she gets a low-cost exam / nutrition label.
- g. A nurse takes Pam's blood pressure and booth / pulse.
- h. Pam is having a great day at the sugar-free / health fair.

4. What about you? How often do you do these healthy things?

	Every Week	Every Year	Never
--	------------	------------	-------

I read nutrition labels ...

I have a medical exam ...

I do aerobic exercises ...

