

To the Teacher . . . . .	iv
To the Student . . . . .	v



## 1. Everyday Language

Meeting and Greeting . . . . .	2-3
Personal Information . . . . .	4
School . . . . .	5
A Classroom . . . . .	6-7
Studying . . . . .	8-9
Succeeding in School . . . . .	10
A Day at School . . . . .	11
Everyday Conversation . . . . .	12
Weather . . . . .	13
The Telephone . . . . .	14-15
Numbers . . . . .	16
Measurements . . . . .	17
Time . . . . .	18-19
The Calendar . . . . .	20-21
Calendar Events . . . . .	22
Describing Things . . . . .	23
Colors . . . . .	24
Prepositions . . . . .	25
Money . . . . .	26
Shopping . . . . .	27
Same and Different . . . . .	28-29



## 2. People

Adults and Children . . . . .	30-31
Describing People . . . . .	32
Describing Hair . . . . .	33
Families . . . . .	34-35
Childcare and Parenting . . . . .	36-37
Daily Routines . . . . .	38-39
Life Events and Documents . . . . .	40-41
Feelings . . . . .	42-43
A Family Reunion . . . . .	44-45



## 3. Housing

The Home . . . . .	46-47
Finding a Home . . . . .	48-49
Apartments . . . . .	50-51
Different Places to Live . . . . .	52
A House and Yard . . . . .	53
A Kitchen . . . . .	54
A Dining Area . . . . .	55
A Living Room . . . . .	56
A Bathroom . . . . .	57
A Bedroom . . . . .	58
The Kids' Bedroom . . . . .	59
Housework . . . . .	60
Cleaning Supplies . . . . .	61
Household Problems and Repairs . . . . .	62-63
The Tenant Meeting . . . . .	64-65



# Meeting and Greeting

1. Check (✓) the things you do and say every day. Look in your dictionary for help.

**Word List: Meeting and Greeting**  
Dictionary pages 2-3

<input type="checkbox"/> Say, "Hello."	<input type="checkbox"/> Hug.	<input type="checkbox"/> Introduce a friend.
<input type="checkbox"/> Ask, "How are you?"	<input type="checkbox"/> Wave.	<input type="checkbox"/> Shake hands.
<input type="checkbox"/> Introduce yourself.	<input type="checkbox"/> Greet people.	<input type="checkbox"/> Kiss.
<input type="checkbox"/> Smile.	<input type="checkbox"/> Bow.	<input type="checkbox"/> Say, "Goodbye."

2. Complete the words. Write the letters.

- |                        |                                   |
|------------------------|-----------------------------------|
| a. <u>B</u> ow.        | e. S___y, "He___l___."            |
| b. K____s.             | f. S___a___e ___an___s.           |
| c. S___il___.          | g. As___, "H___w a___e y____?"    |
| d. Gr____t pe___pl___. | h. In____rod____e ___ou___se___f. |

3. Complete the sentences. Use the words in the box.

bow
~~greet~~
hug
shake hands



a. There are many ways to greet people.



c. People in the United States \_\_\_\_\_ hands.



b. People in Japan \_\_\_\_\_.



d. People in Mexico often \_\_\_\_\_.

4. Label the picture with the numbers.



- |                    |                        |
|--------------------|------------------------|
| 1. Smile.          | 4. Introduce a friend. |
| 2. Say, "Goodbye." | 5. Introduce yourself. |
| 3. Say, "Hello."   | 6. Wave.               |

5. What about you? Answer the questions.

In my country...

- a. I say, " \_\_\_\_\_ " to greet people.
- b. I say, " \_\_\_\_\_ " to introduce a friend.

In the United States...

- c. I say, " \_\_\_\_\_ " to greet people.
- d. I say, " \_\_\_\_\_ " to introduce myself.





# Personal Information

1. Check (✓) the words you know. Look in your dictionary. Find the words you don't know.

**Word List: Personal Information**  
Dictionary page 4

<input type="checkbox"/> say	<input type="checkbox"/> name	<input type="checkbox"/> ZIP code
<input type="checkbox"/> spell	<input type="checkbox"/> address	<input type="checkbox"/> phone number
<input type="checkbox"/> print	<input type="checkbox"/> city	<input type="checkbox"/> date of birth (DOB)
<input type="checkbox"/> sign	<input type="checkbox"/> state	<input type="checkbox"/> signature

2. Match the information with the words.

- |                   |  |
|-------------------|--|
| <u>2</u> a. print | 1. <span style="border: 1px solid black; padding: 2px;">J-U-L-I-A</span> |
| ___ b. sign       | 2. Julia   |
| ___ c. spell      | 3. <span style="border: 1px solid black; padding: 2px;">Julia</span>     |
| ___ d. say        | 4. <i>Julia</i>  |

3. Complete the form. Use the information in the box.

Los Angeles	<del>Paul Smith</del>	(213) 555-9142	212 Central Avenue
May 7, 1962	90024	California	<i>Paul Smith</i>

**PERSONAL INFORMATION**

NAME: Paul Smith PHONE NUMBER: \_\_\_\_\_

ADDRESS: \_\_\_\_\_

CITY: \_\_\_\_\_ STATE: \_\_\_\_\_

ZIP CODE: \_\_\_\_\_

DATE OF BIRTH: \_\_\_\_\_

SIGNATURE: \_\_\_\_\_

PERSONAL  
OTHER  
DIARY





1. Check (✓) the people and places you see at school every week.  
Look in your dictionary for help.

**Word List: School**

Dictionary page 5


- |                                    |                                      |                                       |
|------------------------------------|--------------------------------------|---------------------------------------|
| <input type="checkbox"/> principal | <input type="checkbox"/> restrooms   | <input type="checkbox"/> clerk        |
| <input type="checkbox"/> classroom | <input type="checkbox"/> hallway     | <input type="checkbox"/> cafeteria    |
| <input type="checkbox"/> teacher   | <input type="checkbox"/> main office | <input type="checkbox"/> computer lab |

2. Cross out the word that doesn't belong.

- |              |                  |              |           |
|--------------|------------------|--------------|-----------|
| a. hall      | <del>clerk</del> | cafeteria    | restrooms |
| b. cafeteria | computer lab     | main office  | teacher   |
| c. clerk     | principal        | hallway      | teacher   |
| d. restrooms | main office      | clerk        | principal |
| e. cafeteria | classroom        | computer lab | hallway   |

3. Label the picture with the numbers.

1. clerk
2. ~~teacher~~
3. classroom
4. computer lab
5. main office
6. hallway



**Challenge** Write the name of your teacher and the name of the principal at your school.





1. Check (✓) the things you use and the things you do every day. Use your dictionary for help.

### Word List: A Classroom


Dictionary pages 6-7

- |                                   |   |   |
|-----------------------------------|---|---|
| <input type="checkbox"/> teacher  | <input type="checkbox"/> pencil               | <input type="checkbox"/> Listen to a CD.  |
| <input type="checkbox"/> student  | <input type="checkbox"/> pen                  | <input type="checkbox"/> Stand up.        |
| <input type="checkbox"/> desk     | <input type="checkbox"/> textbook             | <input type="checkbox"/> Sit down.        |
| <input type="checkbox"/> chair    | <input type="checkbox"/> workbook             | <input type="checkbox"/> Open your book.  |
| <input type="checkbox"/> computer | <input type="checkbox"/> Talk to the teacher. | <input type="checkbox"/> Close your book. |

2. Match the words.

- |                     |                 |
|---------------------|-----------------|
| <u>2</u> a. Talk to | 1. down.        |
| ___ b. Sit          | 2. the teacher. |
| ___ c. Close        | 3. your book.   |
| ___ d. Stand        | 4. to a CD.     |
| ___ e. Listen       | 5. up.          |

3. Label the picture with the numbers.



- |                        |         |            |             |
|------------------------|---------|------------|-------------|
| 1. chair               | 3. desk | 5. pencil  | 7. textbook |
| 2. <del>computer</del> | 4. pen  | 6. student | 8. workbook |



4. Label the pictures. Use the words in the box.

Talk

Close

Sit

Stand

~~Listen~~

Open



a. Listen to the teacher.



b. \_\_\_\_\_ your textbook.



c. \_\_\_\_\_ to the students.



d. \_\_\_\_\_ up.




e. \_\_\_\_\_ down.



f. \_\_\_\_\_ your workbook.

5. Look at the graph. Answer the questions.

Central Adult School



- How many teachers are there at Central Adult School? 4
- How many students does Mr. Ortiz have? \_\_\_\_\_
- How many student books does Mrs. Lee need for all her students? \_\_\_\_\_
- How many desks does the school need for teachers and students? \_\_\_\_\_



1. Check (✓) the things you do with a pen or pencil. Use your dictionary for help.

**Word List: Studying**

Dictionary pages 8-9

- |   |   |   |
|---|---|---|
| <input type="checkbox"/> Read the definition. | <input type="checkbox"/> Share a book.              | <input type="checkbox"/> Circle the answer.         |
| <input type="checkbox"/> Copy the word.       | <input type="checkbox"/> Ask a question.            | <input type="checkbox"/> Match the items.           |
| <input type="checkbox"/> Draw a picture.      | <input type="checkbox"/> Answer a question.         | <input type="checkbox"/> Take out a piece of paper. |
| <input type="checkbox"/> Work in a group.     | <input type="checkbox"/> Fill in the blank.         | <input type="checkbox"/> Put away your books.       |
| <input type="checkbox"/> Help a classmate.    | <input type="checkbox"/> Choose the correct answer. |   |

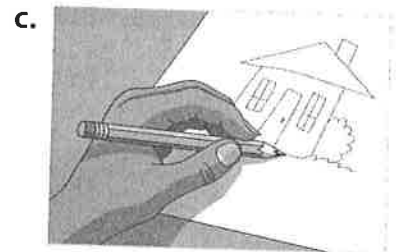
2. Look at the pictures. Check (✓) the correct sentences.



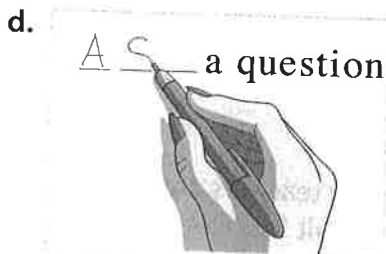
- Put away your books.  
 Share a book.



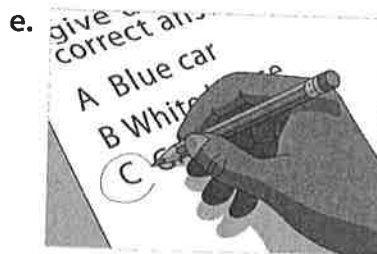
- Ask a question.  
 Copy the word.



- Draw a picture.  
 Answer a question.



- Choose the answer.  
 Fill in the blank.



- Circle the answer.  
 Match the items.



- Read the definition.  
 Work in a group.

3. Unscramble the sentences.

a. definition. the Read

Read the definition.

b. your away Put books.

\_\_\_\_\_

c. classmate. Help a

\_\_\_\_\_

d. out a paper. piece Take of

\_\_\_\_\_

e. blank. in the Fill

\_\_\_\_\_



#### 4. Take the test.



South City  
Adult School

Midterm Test

##### A. Circle the correct words.

1. Help a classmate / picture.
2. Read the blank / definition.
3. Choose the correct answer / piece of paper.

##### B. Copy the words.

1. share \_\_\_\_\_
2. choose \_\_\_\_\_
3. ask \_\_\_\_\_
4. answer \_\_\_\_\_

##### C. Match the words.

- |                 |                |
|-----------------|----------------|
| ___ a. Draw     | 1. the blank.  |
| ___ b. Fill in  | 2. in a group. |
| ___ c. Put away | 3. a picture.  |
| ___ d. Work     | 4. your books. |

##### D. Read the story. Circle the words from the Word List on page 8.

I like my English class very much. Every day I work in a group. I share a book with my classmate. We read stories and answer questions together. Then we put away our books and speak English.

#### 5. What about you? Answer the questions. Write *Yes, I do* or *No, I don't*.

- a. Do you like to work in a group? \_\_\_\_\_
- b. Do you share a book every day? \_\_\_\_\_
- c. Do you ask many questions in class? \_\_\_\_\_
- d. Do you like to draw pictures? \_\_\_\_\_



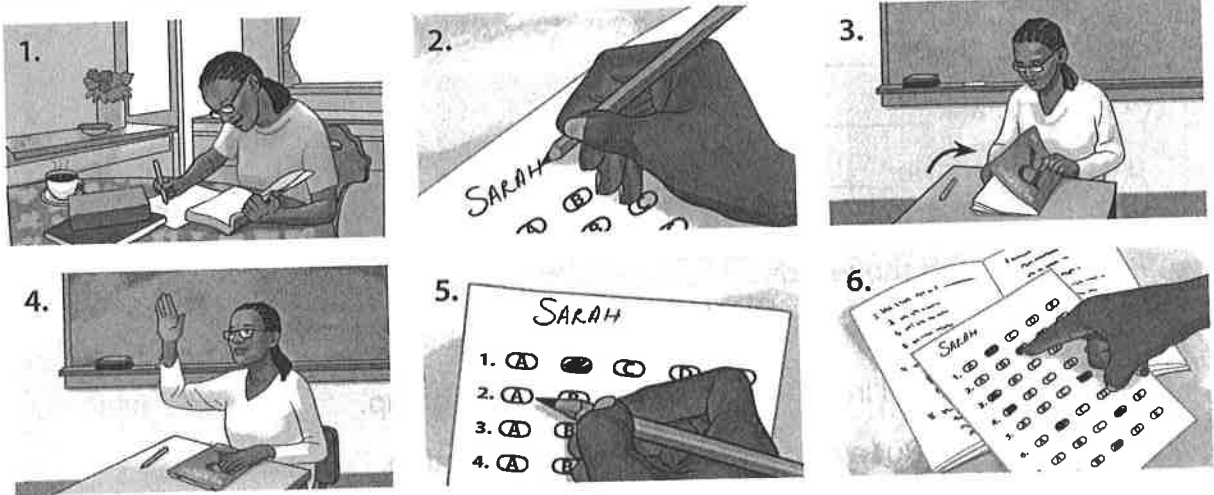


1. Check (✓) the words you know. Look in your dictionary. Find the words you don't know.

**Word List: Succeeding in School**  
Dictionary page 10

<input type="checkbox"/> Set goals.	<input type="checkbox"/> Ask for help.	<input type="checkbox"/> Correct the mistake.
<input type="checkbox"/> Take notes.	<input type="checkbox"/> Bubble in the answer.	<input type="checkbox"/> test booklet
<input type="checkbox"/> Study at home.	<input type="checkbox"/> Check your work.	<input type="checkbox"/> answer sheet

2. Look at the pictures. Put the sentences in order (1-6).



- |  |                            |
|--|----------------------------|
| ___ Open your test booklet.              | ___ Ask for help.          |
| ___ Write your name on the answer sheet. | <u>1</u> Study at home.    |
| ___ Check your work.                     | ___ Bubble in the answers. |

3. Complete the story. Use the words in the box.

help      home      ~~notes~~      set      check      correct

- I take notes in English class every day.
- Sometimes I ask my teacher for \_\_\_\_\_.
- I study at \_\_\_\_\_ in the evening.
- I always \_\_\_\_\_ my work.
- Then I \_\_\_\_\_ the mistakes.
- I like to \_\_\_\_\_ goals. They help me study.





1. Check (✓) the things your teacher does every day. Look in your dictionary for help.

**Word List: A Day at School**  
Dictionary page 11

<input type="checkbox"/> Enter the room.	<input type="checkbox"/> Take a break.	<input type="checkbox"/> Have a conversation.
<input type="checkbox"/> Turn on the lights.	<input type="checkbox"/> Eat.	<input type="checkbox"/> Leave the room.
<input type="checkbox"/> Walk to class.	<input type="checkbox"/> Drink.	<input type="checkbox"/> Turn off the lights.

2. Read the poster. Write *T* (true) or *F* (false).

- a. Students can not eat in the classroom.   T
- b. Students can drink water in class.
- c. The teacher turns off all the computers.
- d. Students take a break every day.
- e. Students leave the room to eat and drink.
- f. The rules say to enter the room quietly.

**Computer Class Student Rules**

1. Do not eat or drink in class.
2. Turn off your computer every day.
3. Break time is 10:15 – 10:30.
4. Enter and leave the room quietly.

3. Complete the crossword puzzle.

**ACROSS**

- 2. \_\_\_ on the computer.
- 4. \_\_\_ water.
- 5. Take a \_\_\_.

**DOWN**

- 1. Have a \_\_\_.
- 3. \_\_\_ to class.
- 6. Leave the \_\_\_.

			1			
2	T	U	R	N		3
			4			
5	6					



## 1. Check (✓) the things you hear people say every day. Look in your dictionary for help.







**Word List: Everyday Conversation**  
Dictionary pages 12

<input type="checkbox"/> <b>start</b> a conversation <i>Tell me about . . .</i>	<input type="checkbox"/> <b>apologize</b> <i>I'm sorry.</i>	<input type="checkbox"/> <b>agree</b> <i>This is a great movie. Yes, it is.</i>
<input type="checkbox"/> <b>offer</b> something <i>Here. Use my pen.</i>	<input type="checkbox"/> <b>accept</b> an apology <i>That's OK.</i>	<input type="checkbox"/> <b>disagree</b> <i>This is a bad movie. No! It's great!</i>
<input type="checkbox"/> <b>thank</b> someone <i>Thank you very much.</i>		

## 2. Match the sentences.

- |   |   |
|---|---|
| <p><u>2</u> a. I'm sorry.</p> <p>___ b. Tell me about your children.</p> <p>___ c. This is a good book.</p> <p>___ d. Here. Use my pencil.</p> <p>___ e. This is a bad movie.</p> | <p>1. Yes, it is.</p> <p>2. That's okay.</p> <p>3. No! It's good!</p> <p>4. They're great.</p> <p>5. Thank you very much.</p> |
|---|---|

## 3. Label the pictures with the numbers.

<p>a. <u>2</u></p> 	<p>b. ___</p> 	<p>c. ___</p> 
<p>d. ___</p> 	<p>e. ___</p> 	<p>f. ___</p> 

- |                                 |              |                         |
|---------------------------------|--------------|-------------------------|
| 1. <del>accept</del> an apology | 3. apologize | 5. start a conversation |
| 2. <del>agree</del>             | 4. disagree  | 6. thank someone        |





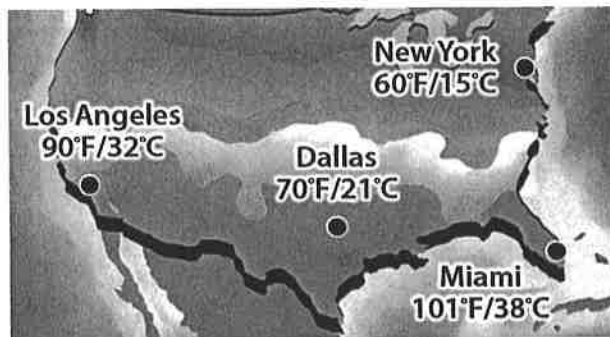
1. Check (✓) the words that describe the weather this week. Look in your dictionary for help.

**Word List: Weather**  
Dictionary page 13

<input type="checkbox"/> hot	<input type="checkbox"/> cold	<input type="checkbox"/> raining
<input type="checkbox"/> warm	<input type="checkbox"/> sunny	<input type="checkbox"/> snowing
<input type="checkbox"/> cool	<input type="checkbox"/> cloudy	<input type="checkbox"/> windy


2. Look at the map. Write *T* (true) or *F* (false).

- a. It's hot in Los Angeles.   T
- b. It's cold in Dallas.
- c. It's cool in New York.
- d. It's warm in Miami.
- e. It's snowing in Los Angeles.



3. Look at the chart. Use the words in the box to describe the weather for each day.

cloudy
raining
~~sunny~~
snowing
windy



- a.   sunny   and warm
- b.        and cool
- c.        and cold
- d.        and cold
- e.        and cool

**Challenge** Write three words that describe your favorite weather.






# The Telephone

1. Check (✓) the things you use every day. Look in your dictionary for help.

**Word List: The Telephone**  
Dictionary page 14

<input type="checkbox"/> receiver	<input type="checkbox"/> cellular phone	<input type="checkbox"/> answering machine
<input type="checkbox"/> keypad	<input type="checkbox"/> charger	<input type="checkbox"/> voice message
<input type="checkbox"/> star key	<input type="checkbox"/> calling card	<input type="checkbox"/> text message
<input type="checkbox"/> pound key		

2. Label the picture with the numbers.



1. key pad

3. pound key

5. ~~receiver~~

2. answering machine

4. star key

6. calling card

3. Cross out the word that doesn't belong.

a. cell phone

~~answering machine~~

charger

b. answering machine

pound key

star key

c. voice message

text message

phone

d. receiver

keypad

calling card

e. calling card

keypad

text message



4. Check (✓) the words you know. Look in your dictionary. Find the words you don't know.

### Word List: The Telephone

Dictionary page 15

- |   |   |
|---|---|
| <input type="checkbox"/> area code          | <input type="checkbox"/> Dial the phone number. |
| <input type="checkbox"/> phone number       | <input type="checkbox"/> Press "send."          |
| <input type="checkbox"/> local call         | <input type="checkbox"/> Talk on the phone.     |
| <input type="checkbox"/> long distance call | <input type="checkbox"/> Hang up.               |
| <input type="checkbox"/> international call | <input type="checkbox"/> Dial 911.              |

5. Match the numbers with the words.

- |                           |                       |
|---------------------------|-----------------------|
| <u>3</u> a. 54-2-555-1931 | 1. area code          |
| ___ b. (714)              | 2. long distance call |
| ___ c. 555-2682           | 3. international call |
| ___ d. (714) 555-2682     | 4. emergency call     |
| ___ e. 911                | 5. local call         |

6. Tom is making a long distance call. Put the sentences in order (1-5).

- \_\_\_ a. Talk on the phone.  
\_\_\_ b. Dial the phone number.  
\_\_\_ c. Hang up.  
1 d. Dial the area code.  
\_\_\_ e. Press "send."








# Time




1. Check (✓) the words you know. Look in your dictionary. Find the words you don't know.

**Word List: Time**  
Dictionary page 18

<input type="checkbox"/> hour	<input type="checkbox"/> 1:00 (one o'clock)	<input type="checkbox"/> morning
<input type="checkbox"/> minutes	<input type="checkbox"/> 1:15 (one-fifteen)	<input type="checkbox"/> afternoon
<input type="checkbox"/> seconds	<input type="checkbox"/> 1:30 (one-thirty)	<input type="checkbox"/> evening
<input type="checkbox"/> a.m.	<input type="checkbox"/> 1:45 (one-forty-five)	<input type="checkbox"/> night
<input type="checkbox"/> p.m.		

2. Match the pictures with the times.

2 a.       b.       c. 

d.       e.       f. 

1. It's 12:30 p.m.      3. It's 4:15 in the afternoon.      5. It's 10:00 at night.  
2. It's 10:00 in the morning.      4. It's 12:30 a.m.      6. It's 6:45 in the evening.

3. Complete the sentences. Use the words in the box.

hours      minutes      a.m.      ~~seconds~~      p.m.      time

- a. There are 60 seconds in a minute.      d. What \_\_\_\_\_ is it?  
b. There are 60 \_\_\_\_\_ in an hour.      e. Good morning. It's 7:30 \_\_\_\_\_.  
c. There are 24 \_\_\_\_\_ in a day.      f. It's 10:00 \_\_\_\_\_. Good night.



4. Check (✓) your time zone. Look in your dictionary for help.

**Word List: Time**  
Dictionary pages 19

<input type="checkbox"/> early	<input type="checkbox"/> Pacific time	<input type="checkbox"/> Central time
<input type="checkbox"/> on time	<input type="checkbox"/> Mountain time	<input type="checkbox"/> Eastern time
<input type="checkbox"/> late		

5. Unscramble the words.

a. no meit o n t i m e

d. tralneC C \_\_\_ t \_\_\_ l

b. aelt l \_\_\_ t \_\_\_

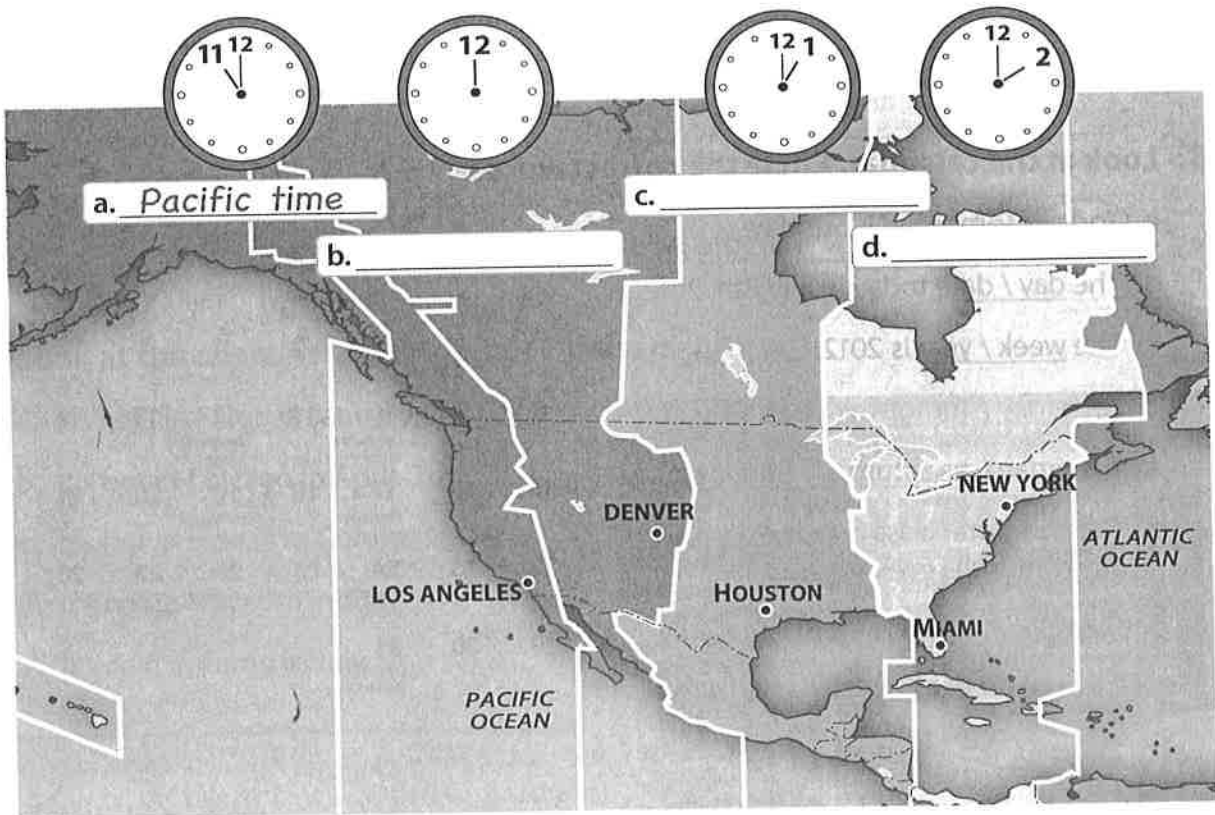
e. steaEnr E \_\_\_\_\_ n

c. leyar e \_\_\_\_\_ y

f. cifciPa P \_\_\_\_\_ f \_\_\_\_\_

6. Label the map. Use the words in the box.

Eastern time      Central time      Mountain time      ~~Pacific time~~





# The Calendar

1. Check (✓) the words you know. Look in your dictionary. Find the words you don't know.

**Word List: The Calendar**  
Dictionary page 20

<input type="checkbox"/> date	<input type="checkbox"/> Sunday
<input type="checkbox"/> day	<input type="checkbox"/> Monday
<input type="checkbox"/> month	<input type="checkbox"/> Tuesday
<input type="checkbox"/> year	<input type="checkbox"/> Wednesday
<input type="checkbox"/> today	<input type="checkbox"/> Thursday
<input type="checkbox"/> tomorrow	<input type="checkbox"/> Friday
<input type="checkbox"/> yesterday	<input type="checkbox"/> Saturday

2. Write the days of the week.

a. Sun. Sunday

b. Mon. \_\_\_\_\_

c. Tue. \_\_\_\_\_

d. Wed. \_\_\_\_\_

e. Thu. \_\_\_\_\_

f. Fri. \_\_\_\_\_

g. Sat. \_\_\_\_\_

3. Look at the calendar. Circle the correct words.

- a. Today / Tomorrow is Sunday.
- b. The day / date today is July 8th, 2012.
- c. The week / year is 2012.
- d. Yesterday / Tomorrow is Monday.
- e. Yesterday was Saturday / Sunday.
- f. The computer class is two days / months every week.
- g. The date / month is July.

**July 2012**

Sun	Mon	Tue	Wed	Thu	Fri	Sat
1	2	3 <small>computer class</small>	4	5 <small>computer class</small>	6	7
<b>8</b>	9	10 <small>computer class</small>	11	12 <small>computer class</small>	13	14
15	16	17 <small>computer class</small>	18	19 <small>computer class</small>	20	21
22	23	24 <small>computer class</small>	25	26 <small>computer class</small>	27	28
29	30	31 <small>computer class</small>				





4. Write the abbreviation next to the month. Look in your dictionary for help.

**Word List: The Calendar**  
Dictionary page 21

**Months of the Year**

January	<u>Jan.</u>	May	_____	September	_____
February	_____	June	_____	October	_____
March	_____	July	_____	November	_____
April	_____	August	_____	December	_____

5. Complete the chart with the months of the year.

Spring	Summer	Fall	Winter
			
March <u>April</u> May	June July _____	September _____ _____	January _____ _____

6. Write the dates.

- |             |                       |             |       |
|-------------|-----------------------|-------------|-------|
| a. 03/12/01 | <u>March 12, 2001</u> | d. 07/07/14 | _____ |
| b. 09/25/04 | _____                 | e. 02/01/18 | _____ |
| c. 05/16/07 | _____                 | f. 06/30/21 | _____ |

7. Look at the chart. Write **T** (true) or **F** (false).

- |                                   |          |
|-----------------------------------|----------|
| a. It's cold in Fargo in January. | <u>T</u> |
| b. It's hot in Chicago in April.  | _____    |
| c. It's hot in Hawaii in October. | _____    |
| d. It's hot in Houston in July.   | _____    |
| e. It's cold in Fargo in July.    | _____    |

<b>How's the Weather?</b>				
CITY	Jan.	Apr.	Jul.	Oct.
Fargo, North Dakota ▶	7°	43°	70°	45°
Chicago, Illinois ▶	22°	48°	73°	52°
Houston, Texas ▶	52°	69°	84°	70°
Honolulu, Hawaii ▶	73°	76°	81°	80°





# Calendar Events

1. Check (✓) the things you celebrate every year. Look in your dictionary for help.

**Word List: Calendar Events**  
Dictionary page 22

<input type="checkbox"/> birthday	<input type="checkbox"/> Presidents' Day	<input type="checkbox"/> Columbus Day
<input type="checkbox"/> appointment	<input type="checkbox"/> Memorial Day	<input type="checkbox"/> Veterans Day
<input type="checkbox"/> New Year's Day	<input type="checkbox"/> Fourth of July	<input type="checkbox"/> Thanksgiving
<input type="checkbox"/> Martin Luther King Jr. Day	<input type="checkbox"/> Labor Day	<input type="checkbox"/> Christmas

2. Match the holidays with the months.

- |  |              |
|--|--------------|
| <u>3</u> a. Martin Luther King Jr. Day | 1. October   |
| ___ b. Presidents' Day                 | 2. May       |
| ___ c. Memorial Day                    | 3. January   |
| ___ d. Labor Day                       | 4. December  |
| ___ e. Columbus Day                    | 5. February  |
| ___ f. Christmas                       | 6. September |

3. Label the pictures. Use the words in the box.


Veterans Day   Fourth of July   ~~birthday~~   New Year's Day   appointment   Thanksgiving



a. birthday




b. \_\_\_\_\_



c. \_\_\_\_\_



d. \_\_\_\_\_



e. \_\_\_\_\_



f. \_\_\_\_\_







1. Check (✓) the words that describe this book. Look in your dictionary for help.

**Word List: Describing Things**  
Dictionary page 23

<input type="checkbox"/> little	<input type="checkbox"/> expensive	<input type="checkbox"/> easy
<input type="checkbox"/> big	<input type="checkbox"/> cheap	<input type="checkbox"/> difficult
<input type="checkbox"/> good	<input type="checkbox"/> beautiful	
<input type="checkbox"/> bad	<input type="checkbox"/> ugly	


2. Write the opposite words. Use the words in the box.

~~big~~
bad
difficult
beautiful
expensive

- |                      |                  |
|----------------------|------------------|
| a. little <u>big</u> | d. good    _____ |
| b. cheap    _____    | e. ugly    _____ |
| c. easy    _____     |                  |

3. Look at the picture. Circle the correct words.

- a. The TV is big / little.
- b. It's expensive / cheap.
- c. The picture is good / bad.
- d. They think the TV is ugly / beautiful.
- e. It's easy / difficult to see the picture on the TV.



4. What about you? Answer the questions.

- a. Is your classroom big or little? \_\_\_\_\_
- b. Is your class easy or difficult? \_\_\_\_\_
- c. Do you think homework is good or bad? \_\_\_\_\_





1. Check (✓) the colors you see in your classroom. Look in your dictionary for help.

### Word List: Colors

Dictionary pages 24

- |                                 |                                 |                                |                                |
|---------------------------------|---------------------------------|--------------------------------|--------------------------------|
| <input type="checkbox"/> red    | <input type="checkbox"/> orange | <input type="checkbox"/> pink  | <input type="checkbox"/> white |
| <input type="checkbox"/> yellow | <input type="checkbox"/> green  | <input type="checkbox"/> black | <input type="checkbox"/> brown |
| <input type="checkbox"/> blue   | <input type="checkbox"/> purple |                                |                                |

2. Match the words with the colors.

- 4 a. black    \_\_\_ c. brown    \_\_\_ e. orange    \_\_\_ g. purple    \_\_\_ i. white  
 \_\_\_ b. blue    \_\_\_ d. green    \_\_\_ f. pink    \_\_\_ h. red    \_\_\_ j. yellow

- |                             |                             |                             |                             |                              |
|-----------------------------|-----------------------------|-----------------------------|-----------------------------|------------------------------|
| 1. <input type="checkbox"/> | 3. <input type="checkbox"/> | 5. <input type="checkbox"/> | 7. <input type="checkbox"/> | 9. <input type="checkbox"/>  |
| 2. <input type="checkbox"/> | 4. <input type="checkbox"/> | 6. <input type="checkbox"/> | 8. <input type="checkbox"/> | 10. <input type="checkbox"/> |

3. Look at the picture. Read the sentences. Number the people.



- |   |   |
|---|---|
| 1. Lee has a red pen and a yellow book.   | 4. Sue has a pink and white book.           |
| 2. Ned has a black pen and a red book.    | 5. Tim has a blue book and an orange book.  |
| 3. Won has a purple book and a green pen. | 6. Maria has a brown book and a green book. |

**Challenge** Name 3 colors you see on the front of this workbook.





1. Check (✓) the words you can use to make a true sentence, "There's a book \_\_\_\_\_ my desk." Look in your dictionary for help.


**Word List: Prepositions**  
Dictionary page 25

<input type="checkbox"/> above	<input type="checkbox"/> in front of	<input type="checkbox"/> next to
<input type="checkbox"/> below	<input type="checkbox"/> behind	<input type="checkbox"/> under
<input type="checkbox"/> in	<input type="checkbox"/> on	<input type="checkbox"/> between

2. Unscramble the words.

- |            |   |            |            |
|------------|---|------------|------------|
| a. bedhin  | b. <u>e</u> <u>h</u> <u>i</u> <u>n</u> <u>d</u> | d. bewol   | b. _lo_    |
| b. benweet | b. _tw_ _n                                      | e. texn to | n. _ _ _ t |
| c. udren   | un. _ _ _ r                                     | f. avebo   | a. _o_     |

3. Look at the picture. Write *T* (true) or *F* (false).



- |  |          |
|--|----------|
| a. There's a book on the table.                              | <u>T</u> |
| b. The red book is next to the blue book.                    | _        |
| c. The man is sitting in front of the chair.                 | _        |
| d. There's a book under the table.                           | _        |
| e. The green book is above the red book.                     | _        |
| f. The blue book is between the red book and the black book. | _        |
| g. The table is behind the books.                            | _        |
| h. The blue book is below the black book.                    | _        |





# Money

1. Check (✓) the money you have with you today. Look in your dictionary for help.

Word List: Money		
Dictionary page 26		
<input type="checkbox"/> a penny	<input type="checkbox"/> a quarter	<input type="checkbox"/> ten dollars
<input type="checkbox"/> a nickel	<input type="checkbox"/> a dollar	<input type="checkbox"/> twenty dollars
<input type="checkbox"/> a dime	<input type="checkbox"/> five dollars	<input type="checkbox"/> one hundred dollars

2. Match the words with the numbers.

- |                     |            |
|---------------------|------------|
| <u>5</u> a. a penny | 1. 5¢      |
| ___ b. a nickel     | 2. 10¢     |
| ___ c. a dime       | 3. 25¢     |
| ___ d. a quarter    | 4. \$10.00 |
| ___ e. a dollar     | 5. 1¢      |
| ___ f. ten dollars  | 6. \$1.00  |

3. Look at the pictures. How much money do you see? Write the answers.



a. 25¢      b. \_\_\_\_\_      c. \_\_\_\_\_      d. \_\_\_\_\_



e. \_\_\_\_\_      f. \_\_\_\_\_      g. \_\_\_\_\_      h. \_\_\_\_\_

**Challenge** Look at the pictures in Exercise 3. What is the total of all the money?





1. Check (✓) the words you know. Look in your dictionary. Find the words you don't know.

**Word List: Shopping**

Dictionary page 27

- |  |  |                                    |
|--|--|------------------------------------|
| <input type="checkbox"/> pay cash          | <input type="checkbox"/> write a check | <input type="checkbox"/> price     |
| <input type="checkbox"/> use a credit card | <input type="checkbox"/> buy           | <input type="checkbox"/> sales tax |
| <input type="checkbox"/> use a debit card  | <input type="checkbox"/> receipt       | <input type="checkbox"/> total     |

2. Study the receipt. Circle the correct words.

- a. This is a customer's receipt / credit card for Brown's Books.
- b. The total / sales tax is \$2.79.
- c. The check / price of one English textbook is \$19.00.
- d. The tax / total of the receipt is \$34.78.
- e. The customer pays with a credit card / cash.

**BROWN'S BOOKS**  
221 FIRST AVENUE

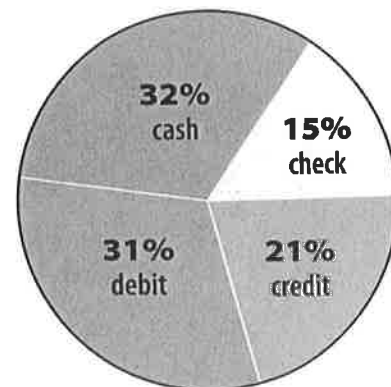
ITEM	PRICE
1 ENGLISH TEXTBOOK @	\$19.00
1 ENGLISH WORKBOOK @	\$12.99
<b>SUBTOTAL</b>	<b>\$31.99</b>
<b>SALES TAX</b>	<b>\$ 2.79</b>
<b>TOTAL</b>	<b>\$34.78</b>
<b>PAYMENT METHOD:</b>	<b>CASH</b>

3. Study the chart. Complete the sentences. Use the words in the box.

cash      write      buy      credit      Fifteen      ~~pay~~      debit

- a. Thirty-two percent of people like to pay cash.
- b. Thirty-one percent like to use \_\_\_\_\_ cards.
- c. \_\_\_\_\_ percent like to \_\_\_\_\_ checks.
- d. Many people pay \_\_\_\_\_ or use debit cards to buy things.
- e. Twenty-one percent like to use \_\_\_\_\_ cards.
- f. How do you like to \_\_\_\_\_ things?

**Ways People Buy Things in the U.S.**





# Same and Different

1. Check (✓) the words you know. Look in your dictionary. Find the words you don't know.

### Word List: Same and Different

Dictionary pages 28-29

- |                                  |                                       |                                    |                               |
|----------------------------------|---------------------------------------|------------------------------------|-------------------------------|
| <input type="checkbox"/> twins   | <input type="checkbox"/> matching     | <input type="checkbox"/> navy blue | <input type="checkbox"/> shop |
| <input type="checkbox"/> sweater | <input type="checkbox"/> disappointed | <input type="checkbox"/> happy     | <input type="checkbox"/> keep |

2. Look at the pictures. Write *T* (true) or *F* (false).



- a. Danny is disappointed.   F
- b. His sweater is navy blue.
- c. He likes the sweater.  
He wants to keep it.



- d. Alex is disappointed.
- e. He likes the sweater.
- f. He's happy. He wants  
to keep the sweater.



- g. The boys are twins.
- h. They're shopping with  
their mother.
- i. They're happy.



3. Look at the pictures. Circle the correct words.



- a. Mary and Sue Jones are twins / disappointed.  
 b. They're shopping / matching with their mother.



- c. Mary likes to match / shop. She's disappointed / happy.  
 d. Sue isn't happy / disappointed. She wants to go to the park. She doesn't like to shop.



- e. Mrs. Jones buys happy / matching sweaters for the girls.  
 f. The sweaters are navy blue / green.



- g. Then they go to the park. Now everybody is happy / different.

4. What about you? Answer the questions.

- a. Do you like to shop? \_\_\_\_\_  
 b. What colors do you like? \_\_\_\_\_





# Adults and Children

1. Check (✓) the people you see in your class. Look in your dictionary for help.

**Word List: Adults and Children**  
Dictionary pages 30-31

<input type="checkbox"/> man	<input type="checkbox"/> senior citizen	<input type="checkbox"/> 6-year-old boy
<input type="checkbox"/> woman	<input type="checkbox"/> infant	<input type="checkbox"/> 10-year-old girl
<input type="checkbox"/> women	<input type="checkbox"/> baby	<input type="checkbox"/> teenager
<input type="checkbox"/> men	<input type="checkbox"/> toddler	

2. Cross out the word that doesn't belong.

- |                   |                  |                |
|-------------------|------------------|----------------|
| a. babies         | infants          | <del>man</del> |
| b. 6-year-old boy | woman            | baby boy       |
| c. infant         | men              | women          |
| d. baby girl      | senior citizen   | toddler        |
| e. woman          | baby             | man            |
| f. teenager       | 16-year-old girl | infant         |

3. Label the pictures. Use the words in the box.

~~teenager~~    infant    toddler    senior citizen    6-year-old girl    man



a. teenager



b. \_\_\_\_\_



c. \_\_\_\_\_



d. \_\_\_\_\_

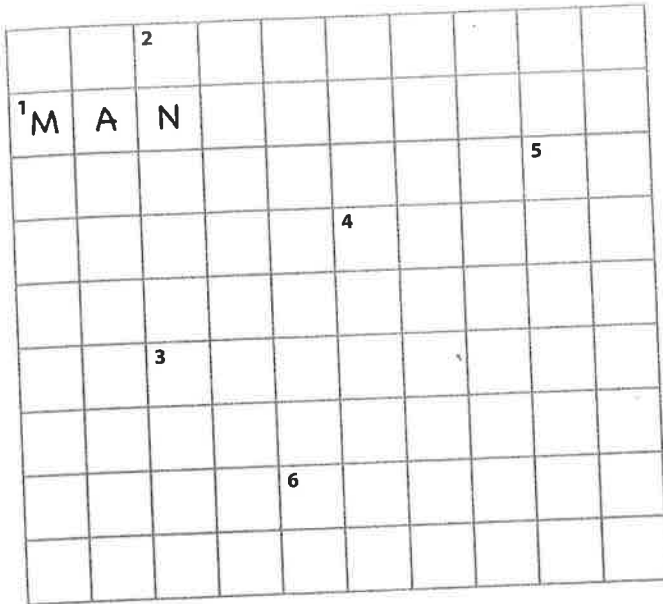


e. \_\_\_\_\_



f. \_\_\_\_\_

4. Complete the crossword puzzle.



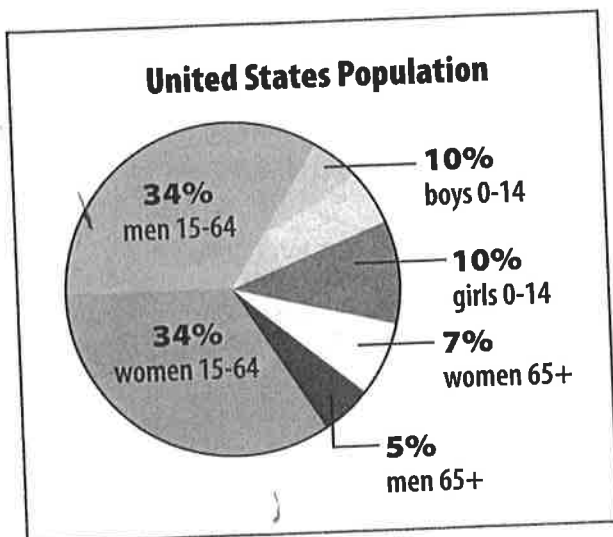
ACROSS

1. John is 40 years old.  
He's a \_\_\_\_.
3. Armando is 16.  
He's a \_\_\_\_.
6. Ivan is 7 years old. Tom is 9.  
They're \_\_\_\_.

DOWN

2. Paulo is six months old.  
He's an \_\_\_\_.
4. Patricia is 74 years old.  
She's a \_\_\_\_ citizen.
5. Amanda is 25. Gloria is 27.  
They're \_\_\_\_.

5. Study the chart. Complete the sentences.



Based on information from: www.cia.gov (2007)

- a. Twenty percent of the population are boys and girls.
- b. \_\_\_\_\_ percent of the population are women ages 15-64.
- c. \_\_\_\_\_ percent of the population are senior citizens.
- d. Sixty-eight percent of the population are \_\_\_\_\_ and \_\_\_\_\_ 15-64 years old.





1. Check (✓) the words that describe your friends. Look in your dictionary for help.

**Word List: Describing People**  
Dictionary page 32

<input type="checkbox"/> young	<input type="checkbox"/> short	<input type="checkbox"/> attractive
<input type="checkbox"/> elderly	<input type="checkbox"/> heavy	<input type="checkbox"/> cute
<input type="checkbox"/> tall	<input type="checkbox"/> thin	<input type="checkbox"/> pregnant

2. Unscramble the words.

a. latl     ta l l

e. ygoun     y \_\_\_\_\_ n \_\_\_\_\_

b. thni     t \_\_\_\_\_ n \_\_\_\_\_

f. veahy     he \_\_\_\_\_


c. etuc     c \_\_\_\_\_ t \_\_\_\_\_

g. grepannt     pr \_\_\_\_\_ g \_\_\_\_\_ t \_\_\_\_\_

d. storh     s \_\_\_\_\_ t \_\_\_\_\_

h. ettraictav     \_\_\_\_\_ t t \_\_\_\_\_ t \_\_\_\_\_ v \_\_\_\_\_

3. Look at the picture. Read the sentences. Number the people.



1. Carlos is tall and thin. He's elderly.

4. Mark is with Meg. He's very cute.

2. Jim is a young man. He's tall.

5. Meg is a thin, elderly woman.

3. Nora is attractive. She's with Jim.

6. Joanne is pregnant. She is Mark's mother.





1. Check (✓) the words that describe your hair. Look in your dictionary for help.

**Word List: Describing Hair**  
Dictionary page 33

<input type="checkbox"/> short hair	<input type="checkbox"/> curly hair	<input type="checkbox"/> black hair
<input type="checkbox"/> long hair	<input type="checkbox"/> gray hair	<input type="checkbox"/> blond hair
<input type="checkbox"/> straight hair	<input type="checkbox"/> red hair	<input type="checkbox"/> brown hair

2. Complete the sentences. Use the words in the box.

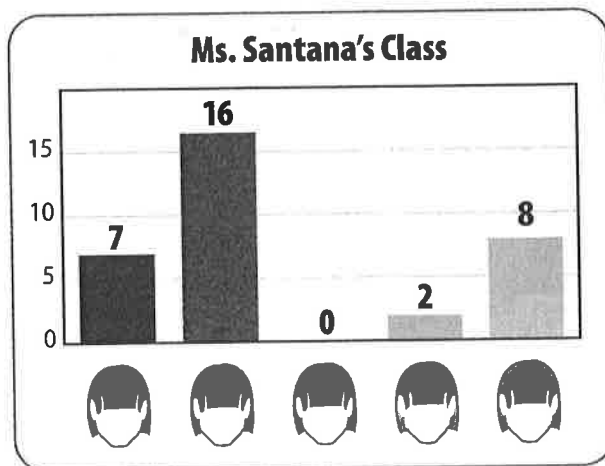
long      ~~straight~~      curly      gray      short      brown



- a. Mika's hair is straight. She wants \_\_\_\_\_ hair.
- b. Wilma's hair is \_\_\_\_\_. She wants \_\_\_\_\_ hair.
- c. Al's hair is \_\_\_\_\_. He wants \_\_\_\_\_ hair.

3. Look at the graph. Write **T** (true) or **F** (false).

- a. Eight students have gray hair.   T
- b. Two students have red hair.
- c. Twenty students have black or brown hair.
- d. No students have red hair.
- e. Seven students have blond hair.
- f. Sixteen students have brown hair.





1. Check (✓) the people you talk to every week. Look in your dictionary for help.

Word List: Families		
Dictionary pages 34-35		
<input type="checkbox"/> grandmother	<input type="checkbox"/> brother	<input type="checkbox"/> husband
<input type="checkbox"/> grandfather	<input type="checkbox"/> aunt	<input type="checkbox"/> children
<input type="checkbox"/> mother	<input type="checkbox"/> uncle	<input type="checkbox"/> daughter
<input type="checkbox"/> father	<input type="checkbox"/> cousin	<input type="checkbox"/> son
<input type="checkbox"/> sister	<input type="checkbox"/> wife	

2. Complete the words. Write the letters.


Men and Boys

- a. gr \_\_\_ d \_\_\_ th \_\_\_ r
- b. fa \_\_\_ er
- c. \_\_\_ ncl \_\_\_
- d. bro \_\_\_ er
- e. s \_\_\_
- f. \_\_\_ b \_\_\_

Women and Girls

- a. gr a nd m ot h er
- b. mothe \_\_\_
- c. au \_\_\_
- d. \_\_\_ s \_\_\_ e \_\_\_
- e. d \_\_\_\_\_ r
- f. \_\_\_ if \_\_\_

3. Look at the picture. Circle the correct words.



- a. Sam and Molly are children / brothers.
- b. Liz is their sister / mother.
- c. Molly is Sam's sister / uncle.
- d. Liz and David are children / parents.
- e. Sam is David and Liz's cousin / son.
- f. David is Molly's father / brother.



**4. Read the sentences. Label the people in the picture.**


My name is Alicia. My husband is Alfred.

We have two daughters. Their names are Tina and Michelle.

Tina is married to Matt. They have one son. His name is Tony.

Michelle is married to Bill. They have a son named Dan.

Michelle and Bill also have a daughter. Her name is Emily.



**5. Look at the pictures in Exercise 4. Write T (true) or F (false).**

a. Bill is Tina's husband.   F  

d. Bill and Michelle are parents.       

b. Alicia is a grandmother.       

e. Tina and Matt are brother and sister.       

c. Tina and Michelle are sisters.       

f. Tony and Emily are cousins.       

**Challenge** Make a family tree.





1. Check (✓) five great ways to help a baby sleep. Look in your dictionary for help.

Word List: Childcare and Parenting

Dictionary page 36

- |                               |  |                                    |   |
|-------------------------------|--|------------------------------------|---|
| <input type="checkbox"/> hold | <input type="checkbox"/> bathe           | <input type="checkbox"/> play with | <input type="checkbox"/> sing a lullaby |
| <input type="checkbox"/> feed | <input type="checkbox"/> change a diaper | <input type="checkbox"/> read to   | <input type="checkbox"/> kiss goodnight |

2. Look at the pictures. Circle the correct words.



a. Hi, I'm Luis. This is my son, Sam. I hold / bathe Sam and feed / kiss him every morning.



b. I change a diaper / play with Sam.



c. In the evening my wife and I bathe / read to Sam. Then we kiss / feed him goodnight.



d. Oh, and one more thing! We bathe / change diapers all day and all night.

3. What about you? Answer the questions. Write Yes, I do or No, I don't.

- a. Do you like to play with children? \_\_\_\_\_
- b. Do you like to read to children? \_\_\_\_\_
- c. Do you like to sing to children? \_\_\_\_\_

4. Check (✓) the things you have in your home. Look in your dictionary for help.

**Word List: Childcare and Parenting**  
Dictionary page 37

<input type="checkbox"/> bottle	<input type="checkbox"/> baby food	<input type="checkbox"/> diaper	<input type="checkbox"/> baby bag
<input type="checkbox"/> formula	<input type="checkbox"/> high chair	<input type="checkbox"/> wipes	<input type="checkbox"/> stroller

5. Label the picture. Use the words in the box.

bottles      high chair      diapers      wipes      ~~baby bag~~      stroller



6. Look at the budget. Answer the questions.

<b>Baby Budget</b>			
Item			
Cost per Week	\$21.00	\$16.00	\$9.00

- a. How much does baby food cost every month? \$64.00
- b. How much do diapers cost every month? \_\_\_\_\_
- c. How much does formula cost every day? \_\_\_\_\_
- d. How much do formula and diapers cost every week? \_\_\_\_\_
- e. How much do formula, baby food, and diapers cost every month? \_\_\_\_\_





# Daily Routines

1. Check (✓) the things you do every morning. Look in your dictionary for help.

**Word List: Daily Routines**  
Dictionary page 38

<input type="checkbox"/> get up	<input type="checkbox"/> get dressed	<input type="checkbox"/> make lunch	<input type="checkbox"/> go to class
<input type="checkbox"/> take a shower	<input type="checkbox"/> eat breakfast	<input type="checkbox"/> drive to work	<input type="checkbox"/> work

2. Unscramble the sentences.

- a. We morning. breakfast every eat We eat breakfast every morning.
- b. She at gets 7:00. up \_\_\_\_\_
- c. go We to every day. school \_\_\_\_\_
- d. Joe shower takes every a night. \_\_\_\_\_
- e. They at make lunch noon. \_\_\_\_\_

3. Look at the pictures. Complete the routine. Use the words in the box.

drive to work    get dressed    eat breakfast    work    ~~get up~~    take a shower



**My Morning Routine.**

Activity	Time
a. <u>get up</u>	6:00 a.m.
b. _____	6:15 a.m.
c. _____	6:30 a.m.
d. _____	6:45 a.m.
e. _____	7:00 a.m.
f. _____	7:30 a.m.

**Challenge** How long does it take the man to drive to work?

4. Check (✓) the things you do every evening. Look in your dictionary for help.

**Word List: Daily Routines**  
Dictionary page 39

<input type="checkbox"/> clean the house	<input type="checkbox"/> come home	<input type="checkbox"/> read the paper
<input type="checkbox"/> exercise	<input type="checkbox"/> have dinner	<input type="checkbox"/> watch TV
<input type="checkbox"/> cook dinner	<input type="checkbox"/> do homework	<input type="checkbox"/> go to bed

5. Look at the pictures. Put the sentences in order (1–6).



- |                                 |                                 |
|---------------------------------|---------------------------------|
| ___ They do homework.           | ___ They exercise and watch TV. |
| ___ They go to bed.             | ___ They have dinner.           |
| ___ They clean and cook dinner. | <u>1</u> They come home.        |

6. Write your evening routine. Look in your dictionary for help.

*My Evening Routine*

Activity	Time
_____	_____
_____	_____
_____	_____
_____	_____





1. Check (✓) the words you know. Look in your dictionary. Find the words you don't know.

### Word List: Life Events and Documents

Dictionary pages 40-41

- |   |                                      |   |
|---|--------------------------------------|---|
| <input type="checkbox"/> be born          | <input type="checkbox"/> get married | <input type="checkbox"/> birth certificate    |
| <input type="checkbox"/> start school     | <input type="checkbox"/> have a baby | <input type="checkbox"/> diploma              |
| <input type="checkbox"/> immigrate        | <input type="checkbox"/> buy a home  | <input type="checkbox"/> Social Security card |
| <input type="checkbox"/> graduate         | <input type="checkbox"/> retire      | <input type="checkbox"/> passport             |
| <input type="checkbox"/> get a job        | <input type="checkbox"/> travel      |   |
| <input type="checkbox"/> become a citizen | <input type="checkbox"/> die         |   |

2. Complete the words. Write the letters.

a. get a job

d. beo u a cuien

b. bo bo

e. buy a ho

c. stat scool

f. hoe a uy

3. Look at the pictures. Circle the correct words.



a. Raj and Dhara get / have a new baby. The baby needs a birth certificate / diploma.



b. Lin graduates / buys a house today. She's getting her Social Security card / diploma.




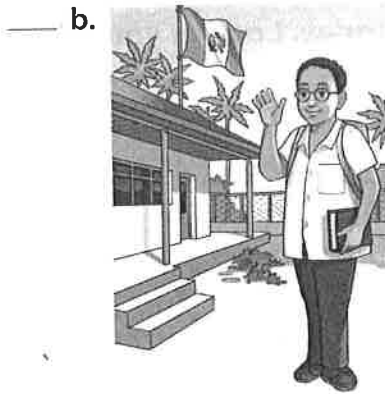
c. There's a party for Leticia today. She's going to graduate / retire soon.



d. Frank has a new passport / diploma. Now he can travel / buy a home.



4. Label the pictures. Write the numbers.



1. buy a home

2. have a baby

3. graduate

4. ~~be born~~

5. get married

6. become a citizen

7. start school

8. immigrate

9. get a job

5. What about you? Check (✓) three life events that are important to you now.

immigrate

graduate

get a job

get married

become a citizen

have a baby

buy a home

retire

travel







## 1. Check (✓) how you feel today. Look in your dictionary for help.

### Word List: Feelings

Dictionary pages 42-43

- |                                  |  |                                   |                                |
|----------------------------------|--|-----------------------------------|--------------------------------|
| <input type="checkbox"/> hot     | <input type="checkbox"/> uncomfortable | <input type="checkbox"/> relieved | <input type="checkbox"/> angry |
| <input type="checkbox"/> thirsty | <input type="checkbox"/> sick          | <input type="checkbox"/> sad      | <input type="checkbox"/> happy |
| <input type="checkbox"/> cold    | <input type="checkbox"/> worried       | <input type="checkbox"/> excited  | <input type="checkbox"/> tired |
| <input type="checkbox"/> hungry  | <input type="checkbox"/> well          | <input type="checkbox"/> bored    |                                |

## 2. Cross out the word that doesn't belong.

- a. ~~happy~~ hot thirsty d. angry well uncomfortable  
 b. sick excited tired e. bored tired relieved  
 c. happy excited cold

## 3. Look at the pictures. Check (✓) the correct sentences.



- a.  She's thirsty.  
 She's bored.



- b.  They're angry.  
 They're sick.



- c.  He's angry.  
 He's hungry.



- d.  They're worried.  
 They're happy.




- e.  They're excited.  
 They're cold.



- f.  He's sad. She's tired.  
 She's tired. He's happy.

4. Look at the picture. Read the sentences. Number the people.



1. Wilma is worried. She thinks her test is bad.
2. Henry is hungry. He needs lunch.
3. Tran is tired. He worked last night.
4. Raul is relieved. His test is good.
5. Carol is cold. She needs a sweater.
6. Erica is happy. Her test is excellent.

5. Read the paragraph. Circle the words that describe feelings.

Today is the first day of English class. How do the students feel? A lot of students are excited about class. Some students are worried about speaking English. Other students are relieved. The class is not too difficult. Many students are happy. They like the teacher. Two students are bored. They need to change levels. Three students are sick. They aren't at school today.



**Challenge** Write three words that describe your feelings on the first day of class.





# A Family Reunion

1. Check (✓) the words you know. Look in your dictionary. Find the words you don't know.

## Word List: A Family Reunion

Dictionary pages 44-45

banner

opinion

glad

laugh

baseball game

balloons

relatives

misbehave

2. Match the words with the pictures.

5 a. baseball game

\_\_\_ c. relatives


\_\_\_ e. banner

\_\_\_ b. laugh


\_\_\_ d. misbehave

\_\_\_ f. balloons

1.



2.




3.



4.



5.



6.



3. Look at the pictures. Circle the correct words.



- a. The Garcia family is having a reunion / a baseball game.
- b. Many of Cesar Garcia's opinions / relatives are here today.
- c. Cesar is misbehaving / glad to see his family.



- d. His brother and his sister always watch the baseball game / relatives.
- e. They have different opinions / reunions about the game.
- f. There's a red balloon / banner in the living room.



- g. The adults laugh / misbehave.
- h. The children misbehave / are eating.
- i. It's a good balloon / family reunion.

4. What about you? Answer the questions.

Do you like family reunions? Do the children in your family often misbehave?





1. Check (✓) the things you have at home. Use your dictionary for help.

### Word List: The Home


Dictionary pages 46-47

- |                                   |  |                                      |
|-----------------------------------|--|--------------------------------------|
| <input type="checkbox"/> roof     | <input type="checkbox"/> floor         | <input type="checkbox"/> window      |
| <input type="checkbox"/> bedroom  | <input type="checkbox"/> dining area   | <input type="checkbox"/> living room |
| <input type="checkbox"/> door     | <input type="checkbox"/> attic         | <input type="checkbox"/> basement    |
| <input type="checkbox"/> bathroom | <input type="checkbox"/> kids' bedroom | <input type="checkbox"/> garage      |
| <input type="checkbox"/> kitchen  | <input type="checkbox"/> baby's room   |                                      |

2. Cross out the word that doesn't belong.

- |                |               |                   |
|----------------|---------------|-------------------|
| a. kitchen     | living room   | <del>window</del> |
| b. basement    | attic         | door              |
| c. dining area | kids' bedroom | baby's room       |
| d. door        | living room   | window            |
| e. floor       | roof          | bathroom          |
| f. garage      | dining area   | kitchen           |


3. Look at the picture. Circle the correct words.



- |  |   |
|--|---|
| a. There's a big window in the basement / <u>living room</u> . | d. The garage has two <u>doors</u> / floors.    |
| b. The <u>window</u> / door is red.                            | e. There are five <u>floors</u> / windows.      |
| c. The <u>roof</u> / floor is black.                           | f. The <u>basement</u> / attic has two windows. |



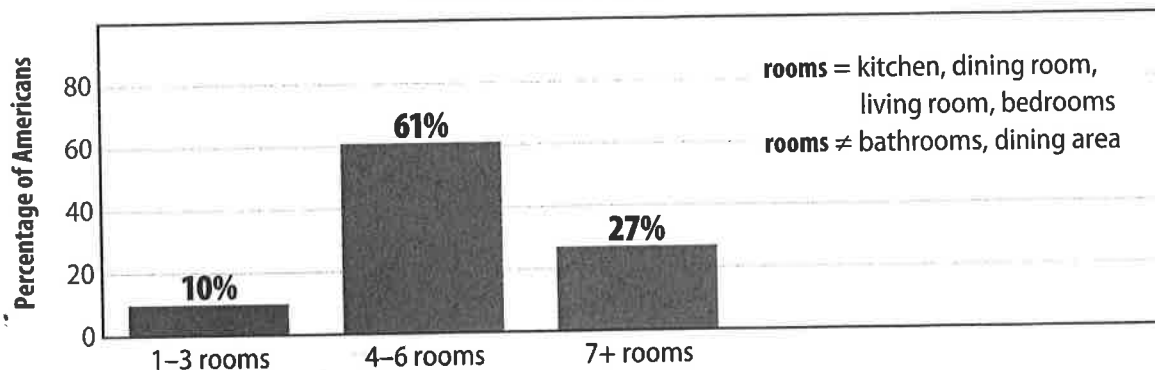
4. Label the apartment. Write the numbers.



- |                  |                           |            |
|------------------|---------------------------|------------|
| 1. kids' bedroom | 4. bathroom               | 7. bedroom |
| 2. living room   | 5. kitchen                | 8. roof    |
| 3. baby's room   | 6. <del>dining area</del> |            |

5. Study the graph. Mark the sentences *T* (true) or *F* (false).

Homes in the United States



Based on information from: U.S. Census

- |  |              |
|--|--------------|
| a. Homes with five rooms are popular in the U.S. | <u>  T  </u> |
| b. Fifty percent of homes have three rooms.      | <u>    </u>  |
| c. Ten percent of homes have 1-3 rooms.          | <u>    </u>  |
| d. Seventy-one percent of homes have 1-6 rooms.  | <u>    </u>  |

**Challenge** How many rooms are in your home? Name the rooms.





1. Check (✓) the words you know. Open your dictionary. Find the words you don't know.

### Word List: Finding a Home

Dictionary pages 48-49

Internet listing

classified ad

furnished apartment

unfurnished apartment

utilities

Rent an apartment.

Call the manager.

Submit an application.

Sign the rental agreement.

Move in.

Pack.

Unpack.

Paint.

Meet the neighbors.

2. Match the words.

5 a. Paint

\_\_\_ b. Submit

\_\_\_ c. Sign

\_\_\_ d. Meet

\_\_\_ e. unfurnished

\_\_\_ f. classified

1. ad

2. the neighbors.

3. the rental agreement.

4. an application.

5. the kitchen.

6. apartment

3. Unscramble the sentences.

a. She's looking at Internet listings.  
at She's listings. Internet looking

b. \_\_\_\_\_  
furnished. The is apartment

c. \_\_\_\_\_  
is The kitchen big.

d. \_\_\_\_\_  
The one apartment bedroom. has

e. \_\_\_\_\_  
apartment This utilities. includes

f. \_\_\_\_\_  
is The month. apartment a \$900





4. Look at the pictures. Put the sentences in order (1–8).



\_\_\_ Move in.

\_\_\_ Sign the rental agreement.

1 Look at classified ads.

\_\_\_ Pack.

\_\_\_ Submit an application.

\_\_\_ Find the right apartment.

\_\_\_ Call the manager.

\_\_\_ Unpack.

5. Complete the crossword puzzle.

**ACROSS**

1. \_\_\_ an application.

3. \_\_\_ the boxes.

5. \_\_\_ an apartment.

6. \_\_\_ the neighbors.

**DOWN**

1. \_\_\_ the rental agreement.

2. Find the right \_\_\_ .

3. Pay for the \_\_\_ .

4. \_\_\_ the manager.)

				1	S	U	B	M	I	T
2										
			3				4			
5										
				6						





1. Check (✓) the people and things you see every day. Use your dictionary for help.


**Word List: Apartments**  
Dictionary pages 50-51

<input type="checkbox"/> apartment building	<input type="checkbox"/> security gate	<input type="checkbox"/> landlord
<input type="checkbox"/> elevator	<input type="checkbox"/> parking space	<input type="checkbox"/> lease
<input type="checkbox"/> stairs	<input type="checkbox"/> trash bin	<input type="checkbox"/> smoke detector
<input type="checkbox"/> mailboxes	<input type="checkbox"/> emergency exit	<input type="checkbox"/> key

2. Cross out the word that doesn't belong.

- a. mailbox                  key                  ~~emergency exit~~
- b. elevator                  apartment building                  stairs
- c. security gate                  parking space                  landlord
- d. lease                  smoke detector                  emergency exit
- e. landlord                  lease                  trash bin

3. Look at the picture. Complete the sentences. Use the Word List for help.



- a. Mr. Ramos is the manager.
- b. The man is signing a \_\_\_\_\_.
- c. Mr. Ramos has the \_\_\_\_\_.
- d. A woman is in the \_\_\_\_\_.
- e. The \_\_\_\_\_ detector is above the \_\_\_\_\_.
- f. There's a boy on the \_\_\_\_\_.

**4. Look at the pictures. Check (✓) the correct sentences.**




- a.  The apartment building is on Main Street.  
 The security gate is on Main Street.



- b.  The security gate is open.  
 The elevator door is open.




- c.  There are six smoke detectors.  
 There are six mailboxes and a smoke detector.



- d.  The trash bin is next to the parking space.  
 The trash bin is next to the park.



- e.  The building is for one year.  
 The lease is for one year.



- f.  The landlord has the key.  
 The landlord has the smoke detector.

**5. What about you? Answer the questions. Write Yes, it does or No, it doesn't.**

- a. Does your home have a smoke detector?  
 b. Does your home have parking spaces?  
 c. Does your home have stairs?  
 d. Does your home have a security gate?

\_\_\_\_\_

\_\_\_\_\_

\_\_\_\_\_

\_\_\_\_\_





## 1. Check (✓) the places you would like to live. Use your dictionary for help.

### Word List: Different Places to Live

Dictionary page 52

- |                                       |                                      |   |
|---------------------------------------|--------------------------------------|---|
| <input type="checkbox"/> the city     | <input type="checkbox"/> the country | <input type="checkbox"/> mobile home    |
| <input type="checkbox"/> the suburbs  | <input type="checkbox"/> condo       | <input type="checkbox"/> senior housing |
| <input type="checkbox"/> a small town | <input type="checkbox"/> townhouse   |   |

## 2. Match to complete the sentences.

- |  |  |
|--|--|
| <u>5</u> a. Tan likes his condo because... | 1. ...they're near the city.             |
| ___ b. We like senior housing because...   | 2. ...there aren't many houses there.    |
| ___ c. Jack likes the city because...      | 3. ...it's busy every minute of the day. |
| ___ d. Ann likes the country because...    | 4. ...we can talk to other seniors.      |
| ___ e. They like the suburbs because...    | 5. ...it has two parking spaces.         |

## 3. Look at the pictures. Circle the correct words.



a. It's a mobile home / townhouse.



b. It's night in the small town / city.



c. They like their home in the suburbs / country.



d. Rayville is a big city / small town.



e. Kristy's townhouse / mobile home is in the city.



f. This senior housing / suburb is very popular.





1. Check (✓) the things you see outside every day. Use your dictionary for help.

**Word List: A House and Yard**  
Dictionary page 53

<input type="checkbox"/> mailbox	<input type="checkbox"/> patio	<input type="checkbox"/> sprinkler
<input type="checkbox"/> driveway	<input type="checkbox"/> flower bed	<input type="checkbox"/> garbage can
<input type="checkbox"/> front door	<input type="checkbox"/> hose	<input type="checkbox"/> lawn

2. Complete the words. Write the letters.

a. d r i v e w a y

d l \_\_\_\_\_ n

b. pat \_\_\_\_\_


e. m \_\_\_\_\_ lb \_\_\_\_\_

c. \_\_\_\_\_ os \_\_\_\_\_

f. fl \_\_\_\_\_ r \_\_\_\_\_ e \_\_\_\_\_

3. Label the picture. Use the words in the box.

flower bed    ~~front door~~    garbage can    hose    lawn    sprinkler



**Challenge** Which word from the Word List is NOT in the picture?





1. Check (✓) the things you use every week. Use your dictionary for help.

**Word List: A Kitchen**  
Dictionary page 54

<input type="checkbox"/> sink	<input type="checkbox"/> freezer	<input type="checkbox"/> stove
<input type="checkbox"/> dishwasher	<input type="checkbox"/> microwave	<input type="checkbox"/> oven
<input type="checkbox"/> refrigerator	<input type="checkbox"/> pot	<input type="checkbox"/> pan

2. Cross out the word that doesn't belong.

- a. sink      dishwasher      ~~microwave~~
- b. oven      stove      refrigerator
- c. freezer      oven      refrigerator
- d. pan      pot      freezer
- e. sink      oven      microwave

3. What's wrong with the picture? Circle the correct words.



- a. The refrigerator / freezer door is open.
- b. The oven / dishwasher doesn't have a door.
- c. The stove / microwave is too hot.
- d. There's too much water in the dishwasher / sink.
- e. The pot / pan is on the floor.
- f. The pot / pan is too hot.







1. Check (✓) the things you use every morning. Use your dictionary for help.

**Word List: A Dining Area**  
Dictionary page 55

<input type="checkbox"/> plate	<input type="checkbox"/> knife	<input type="checkbox"/> dining room chair
<input type="checkbox"/> bowl	<input type="checkbox"/> spoon	<input type="checkbox"/> dining room table
<input type="checkbox"/> fork	<input type="checkbox"/> coffee mug	<input type="checkbox"/> napkin

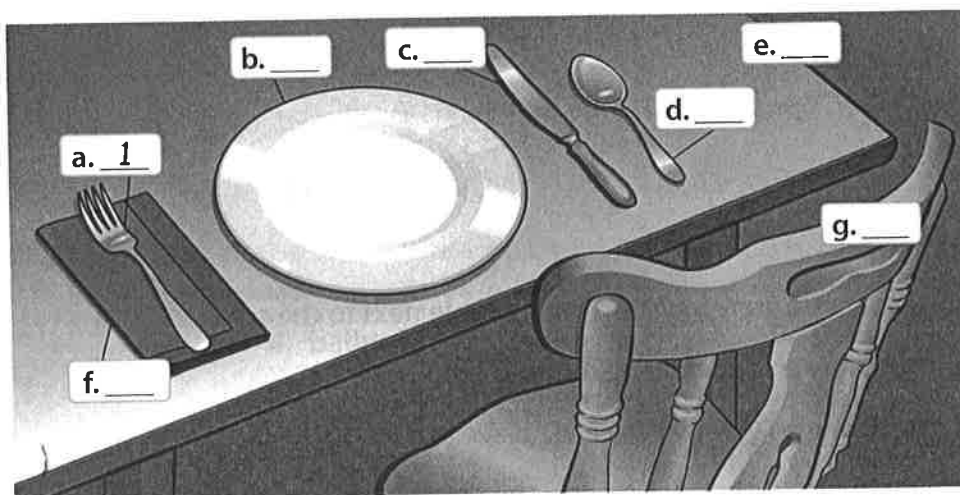
2. What do they need? Match the words with the pictures.

- 2 a. coffee mug
- \_\_\_ b. napkin
- \_\_\_ c. bowl and spoon
- \_\_\_ d. knife and fork
- \_\_\_ e. table
- \_\_\_ f. spoon



3. Look at the picture. Write the numbers.

- 1. ~~Fork~~
- 2. chair
- 3. knife
- 4. plate
- 5. spoon
- 6. table
- 7. napkin



**Challenge** Which two things from the Word List are NOT in the picture?







# A Living Room

1. Check (✓) the things people turn on and off. Use your dictionary for help.

## Word List: A Living Room

Dictionary page 56

TV

DVD player

stereo system

fireplace

floor lamp

sofa

coffee table

armchair

carpet

2. Unscramble the words.

a. fosa s o f a

b. cerpat ca \_\_\_ p \_\_\_


c. amrchiar \_\_\_ r m \_\_\_ h \_\_\_ r

d. ficreplae f \_\_\_ pl \_\_\_

e. roofl lapm fl \_\_\_ l \_\_\_ p

f. feecof atble c \_\_\_ ff \_\_\_ t \_\_\_ b \_\_\_

3. Read the sentences. Complete the picture.



a. Draw a stereo system on the table next to the sofa.

b. Draw an armchair next to the fireplace.

c. Draw a TV above the DVD player.

d. Draw a floor lamp next to the sofa.

e. Draw a coffee table in front of the sofa.





1. Check (✓) the things that use water. Use your dictionary for help.



**Word List: A Bathroom**  
Dictionary page 57

<input type="checkbox"/> bathtub	<input type="checkbox"/> shower curtain	<input type="checkbox"/> toilet paper
<input type="checkbox"/> soap	<input type="checkbox"/> towel	<input type="checkbox"/> toilet
<input type="checkbox"/> shower	<input type="checkbox"/> mirror	<input type="checkbox"/> sink

2. Complete the words. Write the letters.

- |                             |  |
|-----------------------------|--|
| a. sh <u>o</u> w <u>e</u> r | e. <u>  </u> o <u>  </u> l <u>  </u> t               |
| b. <u>  </u> i <u>  </u> k  | f. <u>  </u> o <u>  </u> l                           |
| c. mi <u>  </u> or          | g. b <u>  </u> t <u>  </u> t <u>  </u>               |
| d. s <u>  </u> p            | h. t <u>  </u> l <u>  </u> t p <u>  </u> p <u>  </u> |

3. Look at the pictures. Write the numbers.



- |                   |                      |                 |
|-------------------|----------------------|-----------------|
| 1. toilet         | 4. bathtub           | 7. shower       |
| 2. towels         | 5. <del>mirror</del> | 8. sink         |
| 3. shower curtain | 6. soap              | 9. toilet paper |

**Challenge** Name the things in the "after" picture that are new.





# A Bedroom

1. Check (✓) the things in your bedroom. Use your dictionary for help.

## Word List: A Bedroom

Dictionary page 58

dresser

bed

blanket

closet

pillow

night table

curtains

sheet

lamp

2. Look at the picture in Exercise 3. Match the words with the sentences.

2 a. clothes

1. They're on the window.

\_\_\_ b. sheets

2. They're in the closet.

\_\_\_ c. curtains

3. It's on the bed.

\_\_\_ d. lamp

4. It's next to the bed.

\_\_\_ e. night table

5. They're on the bed.

\_\_\_ f. pillow

6. It's on the night table.

3. Look at the picture. Circle the correct words.

a. The blanket / pillow is on the floor.

b. There's a towel on the night table / bed.

c. There's a phone and a lamp / sheet on the night table.

d. The night table / closet is open.

e. There are some clothes on the dresser / blanket.

f. The night table / curtains are pink.

g. The girl is in the bed / closet.

h. She's sleeping on a blanket / pillow.





1. Check (✓) the kids' bedroom furniture. Use your dictionary for help.

**Word List: The Kids' Bedroom**  
Dictionary page 59

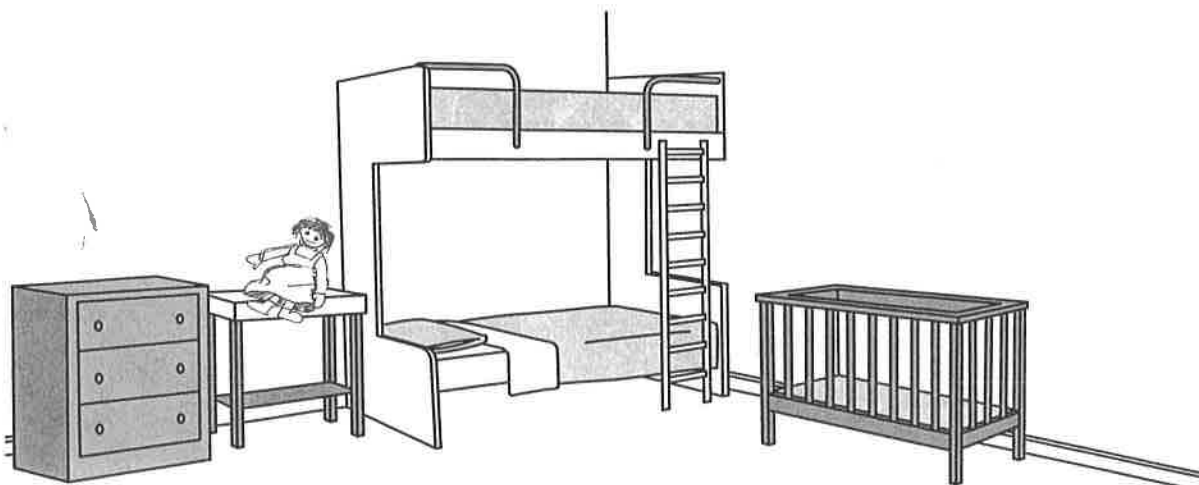
<input type="checkbox"/> changing table	<input type="checkbox"/> baby monitor	<input type="checkbox"/> toy chest
<input type="checkbox"/> crib	<input type="checkbox"/> bunk beds	<input type="checkbox"/> blocks
<input type="checkbox"/> chest of drawers	<input type="checkbox"/> ball	<input type="checkbox"/> doll

2. Cross out the word that doesn't belong.

- a. ~~toy chest~~      bunk beds      crib
- b. crib      kids' bedroom      changing table
- c. blocks      changing table      ball
- d. toy      blocks      chest of drawers
- e. ball      doll      bunk beds

3. Read the sentences. Complete the picture.

- a. Draw a doll on the changing table.
- b. Draw a baby monitor on the chest of drawers.
- c. Draw a toy chest next to the crib.
- d. Draw some blocks on the bunk beds.
- e. Draw a ball on the toy chest.
- f. Draw a toy on the chest of drawers.





1. Check (✓) the things you do every week. Use your dictionary for help.

### Word List: Housework

Dictionary page 60

- |   |  |   |
|---|--|---|
| <input type="checkbox"/> dust the furniture | <input type="checkbox"/> make the bed      | <input type="checkbox"/> sweep the floor      |
| <input type="checkbox"/> clean the oven     | <input type="checkbox"/> vacuum the carpet | <input type="checkbox"/> wash the dishes      |
| <input type="checkbox"/> mop the floor      | <input type="checkbox"/> wash the windows  | <input type="checkbox"/> take out the garbage |

2. Match the words.

- |                  |                  |
|------------------|------------------|
| <u>4</u> a. wash | 1. the furniture |
| ___ b. make      | 2. the garbage   |
| ___ c. dust      | 3. the carpet    |
| ___ d. mop       | 4. the windows   |
| ___ e. vacuum    | 5. the floor     |
| ___ f. take out  | 6. the bed       |

3. Look at the picture. Read the sentences. Number the people.



- |                            |                              |                           |
|----------------------------|------------------------------|---------------------------|
| 1. Jim vacuums the carpet. | 3. Paul takes out the trash. | 5. Lian sweeps the floor. |
| 2. Wen washes the windows. | 4. Mira cleans the oven.     | 6. Hua washes the dishes. |





1. Check (✓) the things you have at home. Use your dictionary for help.

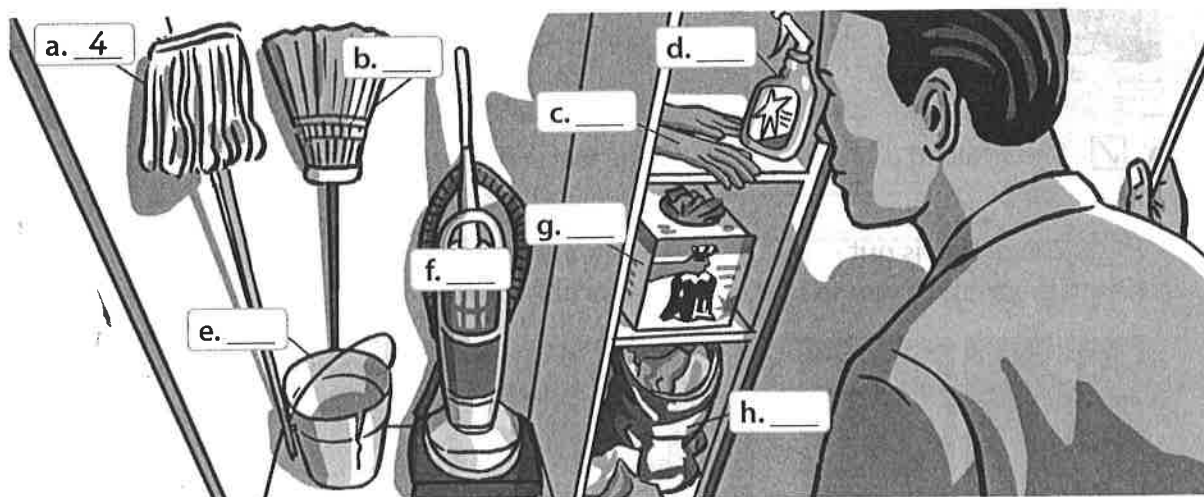
**Word List: Cleaning Supplies**  
Dictionary page 61

<input type="checkbox"/> rubber gloves	<input type="checkbox"/> rags	<input type="checkbox"/> broom
<input type="checkbox"/> mop	<input type="checkbox"/> vacuum cleaner	<input type="checkbox"/> dish towel
<input type="checkbox"/> bucket	<input type="checkbox"/> glass cleaner	<input type="checkbox"/> trash bags

2. Match the sentences with the words.

- |  |                           |
|--|---------------------------|
| <u>6</u> a. I have to clean the oven.  | 1. vacuum cleaner         |
| ___ b. I have to mop the floor.        | 2. broom                  |
| ___ c. She wants to sweep the floor.   | 3. glass cleaner and rags |
| ___ d. Please help me with the dishes. | 4. trash bag              |
| ___ e. They want to wash the windows.  | 5. dish towel             |
| ___ f. He's taking out the garbage.    | 6. rubber gloves          |
| ___ g. I want to vacuum the carpet.    | 7. bucket and a mop       |

3. Label the cleaning supplies. Write the numbers.



- |           |                  |                  |               |
|-----------|------------------|------------------|---------------|
| 1. broom  | 3. glass cleaner | 5. rags          | 7. trash bags |
| 2. bucket | 4. mop           | 6. rubber gloves | 8. vacuum     |

**Challenge** Look at the picture. What does Sam need to buy?





# Household Problems and Repairs

1. Check (✓) the words you know. Open your dictionary. Find the words you don't know.

## Word List: Household Problems and Repairs

Dictionary page 62

- |   |  |  |
|---|--|--|
| <input type="checkbox"/> The water heater is <b>not working</b> . | <input type="checkbox"/> The window is <b>broken</b> . | <input type="checkbox"/> electrician   |
| <input type="checkbox"/> The power is <b>out</b> .                | <input type="checkbox"/> The lock is <b>broken</b> .   | <input type="checkbox"/> repair person |
| <input type="checkbox"/> The roof is <b>leaking</b> .             | <input type="checkbox"/> roofer                        | <input type="checkbox"/> locksmith     |

2. Unscramble the sentences.

- a. The broken. is lock
- b. is power The out.
- c. roof The leaking. is
- d. broken. is window The
- e. heater isn't The water working.

The lock is broken.

3. Look at the pictures. Check (✓) the correct sentences.



- a.  She's calling a roofer.
- The power is out.



- b.  The water heater is leaking.
- He needs a locksmith.



- c.  He's a repair person.
- He's looking for an electrician.



- d.  He needs an electrician.
- He needs a locksmith.



- e.  The window is broken.
- She's a repair person.






4. Check (✓) the problems you sometimes have at home.

**Word List: Household Problems and Repairs**

Dictionary page 63

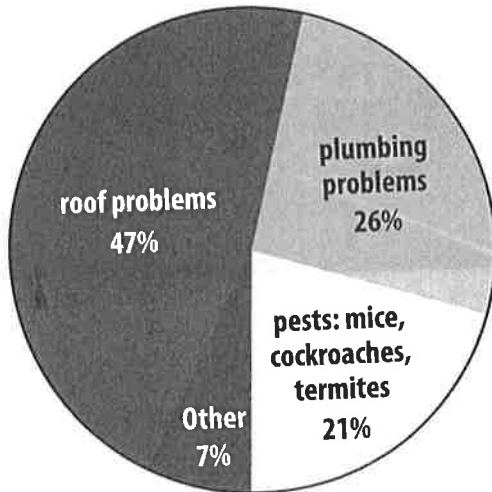
- |  |                                       |                                      |
|--|---------------------------------------|--------------------------------------|
| <input type="checkbox"/> The pipes are frozen.     | <input type="checkbox"/> plumber      | <input type="checkbox"/> cockroaches |
| <input type="checkbox"/> The sink is overflowing.  | <input type="checkbox"/> exterminator | <input type="checkbox"/> rats        |
| <input type="checkbox"/> The toilet is stopped up. | <input type="checkbox"/> termites     | <input type="checkbox"/> mice        |

5. Complete the chart. Use all the words in the Word List.

 People	 Plumbing Problems	 Pests
a. plumber	c.	f.
b.	d.	g.
	e.	h.
		i.

6. Study the chart. Write the answers.

**Household Problems in Vick City**



- What percentage of homes have plumbing problems? 26%
- What is the biggest problem in Vick City?  
\_\_\_\_\_
- Name three pests in Vick City.  
\_\_\_\_\_  
\_\_\_\_\_  
\_\_\_\_\_
- Name two or more plumbing problems.  
\_\_\_\_\_  
\_\_\_\_\_
- Name one or more "other" problems.  
\_\_\_\_\_

**Challenge** Which household problems and repairs are expensive?





# The Tenant Meeting

1. Check (✓) the words you know. Open your dictionary. Find the words you don't know.

## Word List: The Tenant Meeting

Dictionary pages 64-65

roommates

DJ

rules

invitation

party

noise

mess

dance

music


irritated

2. Look at the picture. Write *T* (true) or *F* (false).



- a. The people are having a party.   F
- b. They're having a tenant meeting.
- c. The tenants are making some rules.
- d. A DJ is playing music.
- e. They're irritated by loud music.
- f. They're writing an invitation.
- g. The tenants are dancing.

3. Look at the pictures. Circle the correct words.



- a. Marvin is having a meeting / (party) tonight.
- b. The party is for the noise / tenants.
- c. Chad is a DJ / manager.
- d. He's playing music / rules.
- e. Some of the tenants are dancing / irritated.
- f. There's a big mess / a lot of noise, but everybody is happy.

4. What about you? Answer the questions. Write Yes, I do or No, I don't.

- a. Do you like to have parties at your home? \_\_\_\_\_
- b. Do you have rules about noise and music in your home? \_\_\_\_\_

