

MONOLINGUAL

OXFORD
PICTURE
DICTIONARY

SECOND EDITION



Jayne Adelson-Goldstein
Norma Shapiro

OXFORD
UNIVERSITY PRESS

198 Madison Avenue
New York, NY 10016 USA

Great Clarendon Street, Oxford ox2 6DP UK

Oxford University Press is a department of the University of Oxford.
It furthers the University's objective of excellence in research, scholarship,
and education by publishing worldwide in

Oxford New York

Auckland Cape Town Dar es Salaam Hong Kong Karachi
Kuala Lumpur Madrid Melbourne Mexico City Nairobi
New Delhi Shanghai Taipei Toronto

With offices in

Argentina Austria Brazil Chile Czech Republic France Greece
Guatemala Hungary Italy Japan Poland Portugal Singapore
South Korea Switzerland Thailand Turkey Ukraine Vietnam

OXFORD and OXFORD ENGLISH are registered trademarks of
Oxford University Press.

© Oxford University Press 2008

Library of Congress Cataloging-in-Publication Data

Adelson-Goldstein, Jayme.

The Oxford picture dictionary. Monolingual /
Jayme Adelson-Goldstein and Norma Shapiro. — 2nd ed.
p. cm.

Includes index.

ISBN: 978-0-19-436976-3

1. Picture dictionaries, English. 2. English
language—Textbooks for foreign speakers.

I. Shapiro, Norma. II. Title.

PE1629.S52 2008

423'.1—dc22

2007041017

Database right Oxford University Press (maker)

All rights reserved. No part of this publication may be reproduced,
stored in a retrieval system, or transmitted, in any form or by any means,
without the prior permission in writing of Oxford University Press (with
the sole exception of photocopying carried out under the conditions stated
in the paragraph headed "Photocopying"), or as expressly permitted by law, or
under terms agreed with the appropriate copyright clearance organization.
Enquiries concerning reproduction outside the scope of the above should
be sent to the ELT Rights Department, Oxford University Press, at the
address above. You must not circulate this book in any other binding or cover
and you must impose this same condition on any acquirer.

Photocopying

The Publisher grants permission for the photocopying of those pages marked
"photocopiable" according to the following conditions. Individual purchasers
may make copies for their own use or for use by classes that they teach.
School purchasers may make copies for use by staff and students, but this
permission does not extend to additional schools or branches.

Under no circumstances may any part of this book be photocopied for resale.

Any websites referred to in this publication are in the public domain and
their addresses are provided by Oxford University Press for information only.
Oxford University Press disclaims any responsibility for the content.

Executive Publishing Manager: Stephanie Karras

Managing Editor: Sharon Sargent

Development Editors: Glenn Mathes II, Bruce Myint, Katie La Storia

Associate Development Editors: Olga Christopoulos, Hannah Ryu

Design Manager: Maj-Britt Hagsted

Project Manager: Allison Harm

Senior Designers: Stacy Merlin, Michael Steinhofner

Designer: Jaclyn Smith

Senior Production Artist: Julie Armstrong

Production Layout Artist: Colleen Ho

Cover Design: Stacy Merlin

Senior Image Editor: Justine Eun

Image Editors: Robin Fadool, Fran Newman, Jenny Vainisi

Manufacturing Manager: Shanta Persaud

Manufacturing Controller: Eve Wong

ISBN: 978 0 19 436976 3

Printed in China

10 9 8 7

This book is printed on paper from certified and well-managed sources.

The OPD team thanks the following artists for their storyboarding and sketches:
Cecilia Aranovich, Chris Brandt, Giacomo Ghiazza, Gary Goldstein, Gordan Klju
Vincent Lucido, and Glenn Urieta

Illustrations by: Lori Anzalone: 13, 70-71, 76-77; Joe "Fearless" Arenella/Will Sump
178; Argosy Publishing: 66-67 (call-outs), 98-99, 108-109, 112-113 (call-outs), 152,
193, 194-195, 196, 197, 205; Barbara Bastian: 4, 15, 17, 20-21, 162 (map), 198, 210
(map), 220-221; Philip Batini/AA Reps: 50; Thomas Bayley/Sparks Literary Agency
158-159; Sally Bensusen: 211, 214; Annie Bissett: 112; Peter Bollinger/Shannon
Associates: 14-15; Higgens Bond/Anita Grien: 226; Molly Borman-Pullman: 116,
117; Jim Fanning/Ravenhill Represents: 80-81; Mike Gardner: 10, 12, 17, 22, 132,
114-115, 142-143, 174, 219, 228-229; Garth Glazier/AA Reps: 106, 118-119; Dennis
Godfrey/Mike Wepplo: 204; Steve Graham: 124-125, 224; Graphic Map & Chart C
200-201, 202-203; Julia Green/Mendola Art: 225; Glenn Gustafson: 9, 27, 48, 76,
100, 101, 117, 132, 133, 136, 155, 161, 179, 196; Barbara Harmon: 212-213, 215;
Hasler/NB Illustration: 94-95, 101, 148-149, 172, 182, 186-187; Betsy Hayes: 134,
138-139; Matthew Holmes: 75; Stewart Holmes/Illustration Ltd.: 192; Janos Jantr
Beehive Illustration: 5, 13, 82-83, 122-123, 130-131, 146-147, 164-165, 184, 185; J
Joudrey/Munro Campagna: 52, 68-69, 177, 208-209; Bob Kaganich/Deborah Wolf
10, 40-41, 121; Steve Karp: 230, 231; Mike Kasun/Munro Campagna: 218; Grahar
Kennedy: 27; Marcel Laverdet/AA Reps: 23; Jeffrey Lindberg: 33, 42-43, 92-93, 13,
160-161, 170-171, 176; Dennis Lyall/Artworks: 198; Chris Lyons/Lindgren & Smi
173, 191; Alan Male/Artworks: 210, 211; Jeff Mangiat/Mendola Art: 53, 54, 55, 56
58, 59, 66-67; Adrian Mateescu/The Studio: 188-189, 232-233; Karen Minot: 28-29
Paul Mirocha/The Wiley Group: 194, 216-217; Peter Miserendino/P.T. Pie Illustra
198; Lee Montgomery/Illustration Ltd.: 4; Roger Motzkus: 229; Laurie O'Keefe: 1
216-217; Daniel O'Leary/Illustration Ltd.: 8-9, 26, 34-35, 78, 135, 136-137, 238; Vi
Ortiz-Dillon: 16, 20-21, 60, 98-99, 100, 211; Terry Pazcko: 46-47, 144-145, 152, 18
227; David Preiss/Munro Campagna: 5; Pronk & Associates: 192-193; Tony Randa
AA Reps: 156, 234-235; Mike Renwick/Creative Eye: 126-127; Mark Riedy/Scott H
Associates: 48-49, 79, 140, 153; Jon Rogers/AA Reps: 112; Jeff Sanson/Schumann
Co.: 84-85, 240-241; David Schweitzer/Munro Campagna: 162-163; Ben Shannon
Magnet Reps: 11, 64-65, 90, 91, 96, 97, 166-167, 168-169, 179, 239; Reed Sprunge
Jae Wagoner Artists Rep.: 18-19, 232-233; Studio Liddell/AA Reps: 27; Angelo Till
108-109; Ralph Voltz/Deborah Wolfe: 50-51, 128-129, 141, 154, 175, 236-237;
Jeff Wack/Mendola Art: 24, 25, 86-87, 102-103, 134-135, 231; Brad Walker: 104-10
150-151, 157, 206-207; Wendy Wassink: 110-111; John White/The Neis Group: 19
Eric Wilkerson: 32, 138; Simon Williams/Illustration Ltd.: 2-3, 6-7, 30-31, 36, 38-
44-45, 72-73; Lee Woodgate/Eye Candy Illustration: 222-223; Andy Zito: 62-23; C
Zuckerman: 14, 88-89, 112-113, 120-121, 194-195.

Chapter icons designed by Von Glitschka/Scott Hull Associates

Cover Art by CUBE/Illustration Ltd (hummingbird, branch); Paul Mirocha/The Wi
Group (cherry); Mark Riedy/Scott Hull Associates (stamp); 9 Surf Studios (letterin
Studio photography for Oxford University Press done by Dennis Kitchen Studio:
61, 72, 73, 74, 75, 95, 96, 100, 180, 181, 183, 226.

Stock Photography: Age FotoStock: 238 (flute; clarinet; bassoon; saxophone; violin;
bass; guitar; trombone; trumpet; xylophone; harmonica); Comstock, 61 (window);
Morales, 221 (bat); Franco Pizzochero, 98 (cashmere); Thinkstock, 61 (sink); Alam
Corbis, 61 (table); Gary Crabbe, 220 (park ranger); The Associated Press: 198 (strik
soldiers in trench); Joe Rosenthal, 198 (Iwo Jima); Neil Armstrong, 198 (Buzz Aldri
on Moon); CORBIS: Philip Gould, 198 (Civil War); Photo Library, 220 (Yosemite Fal
Danita Delimont: Greg Johnston, 220 (snorkeling); Jamie & Judy Wild, 220 (El Cap
Getty Images: 198 (Martin Luther King, Jr.); Amana Images, 61 (soapy plates), The
Granger Collection: 198 (Jazz Age); The Image Works: Kelly Spranger, 220 (sea tur
Innimage: 238 (oboe; tuba; French horn; piano; drums; tambourine; accordion);
istockphoto: 61 (oven), 98 (silk), 99 (suede; lace; velvet); Jupiter Images: 61 (tiles);
(wool); 99 (corduroy); Foodpix, 98 (linen); Rob Melnychuk/Brand X Pictures, 61 (gl
shower door); Jupiter Unlimited: 220 (seagulls); 238 (electric keyboard); Comstock
(denim); Mary Evans Picture Library: 198 (women in factory); NPS Photo: Peter Jone
(Carlsbad Cavern entrance; tour; cavern; spelunker); OceanwideImages.com: Gary
220 (coral); Photo Edit, Inc: David Young-Wolff, 220 (trail); Picture History: 198 (Hfi
Rhodes); Robertstock: 198 (Great Depression); Punchstock: 98 (t-shirt); Robert Glu
31 (Monument Valley); Roland Corporation: 238 (organ); SuperStock: 99 (leather);
(Daniel Boone); Shutterstock: Marek Szumlans, 94 (watch); United States Mint: 126
Veer: Brand X Pictures, 220 (deer); Photodisc, 220 (black bear); Yankee Fleet, Inc.:
(Fort Jefferson); Yankee Freedom Ferry), Emil von Maltitz/Lime Photo, 37 (baby cat



This second edition of
the Oxford Picture Dictionary
is lovingly dedicated to
the memory of Norma Shapiro.

Her ideas, her pictures, and
her stories continue to teach,
inspire, and delight.



4. Food

Back from the Market	66–67
Fruit	68
Vegetables	69
Meat and Poultry	70
Seafood and Deli	71
A Grocery Store	72–73
Containers and Packaging	74
Weights and Measurements	75
Food Preparation and Safety	76–77
Kitchen Utensils	78
Fast Food Restaurant	79
A Coffee Shop Menu	80–81
A Restaurant	82–83
The Farmers' Market	84–85



5. Clothing

Everyday Clothes	86–87
Casual, Work, and Formal Clothes	88–89
Seasonal Clothing	90
Underwear and Sleepwear	91
Workplace Clothing	92–93
Shoes and Accessories	94–95
Describing Clothes	96–97
Making Clothes	98–99
Making Alterations	100
Doing the Laundry	101
A Garage Sale	102–103



6. Health

The Body	104–105
Inside and Outside the Body	106–107
Personal Hygiene	108–109
Symptoms and Injuries	110
Illnesses and Medical Conditions	111
A Pharmacy	112–113
Taking Care of Your Health	114–115
Medical Emergencies	116
First Aid	117
Medical Care	118
Dental Care	119
Hospital	120–121
A Health Fair	122–123



Back from the Market

1. fish
2. meat
3. chicken
4. cheese
5. milk
6. butter
7. eggs
8. vegetables



Listen and point. Take turns.

A: Point to the vegetables.

B: Point to the bread.

A: Point to the fruit.


Pair Dictation

A: Write vegetables.

B: Please spell vegetables for me.

A: V-e-g-e-t-a-b-l-e-s.

- 9. fruit
- 10. rice
- 11. bread
- 12. pasta
- 13. grocery bag
- 14. shopping list
- 15. coupons



14

- ✓ milk
- ✓ bread
- ✓ lettuce
- ✓ grapes

✓ milk
 ✓ bread
 ✓ lettuce
 ✓ grapes

15

NO EXPIRATION DATE

Save \$1.00
on 2 cans of Soup

Soup Vegetable

NO EXPIRATION DATE

50¢ off
any Cereal


Granola Cereal

Ways to talk about food.

Do we need eggs?
 Do we have any pasta?
 We have some vegetables, but we need fruit.

Role play. Talk about your shopping list.

A: Do we need eggs?
 B: No, we have some.
 A: Do we have any...



- | | | | |
|---------------|------------------|------------------|--------------------------|
| 1. apples | 9. tangerines | 17. blackberries | 25. raisins |
| 2. bananas | 10. peaches | 18. watermelons | 26. prunes |
| 3. grapes | 11. cherries | 19. melons | 27. figs |
| 4. pears | 12. apricots | 20. papayas | 28. dates |
| 5. oranges | 13. plums | 21. mangoes | 29. a bunch of bananas |
| 6. grapefruit | 14. strawberries | 22. kiwi | 30. ripe banana |
| 7. lemons | 15. raspberries | 23. pineapples | 31. unripe banana |
| 8. limes | 16. blueberries | 24. coconuts | 32. rotten banana |

Pair practice. Make new conversations.

- A: What's your favorite fruit?
 B: I like apples. Do you?
 A: I prefer bananas.

Ask your classmates. Share the answers.

- Which fruit do you put in a fruit salad?
- What kinds of fruit are common in your native country?
- What kinds of fruit are in your kitchen right now?



- | | | | |
|-----------------|-----------------|------------------------------|------------------------------|
| 1. lettuce | 9. celery | 17. potatoes | 25. zucchini |
| 2. cabbage | 10. cucumbers | 18. sweet potatoes | 26. asparagus |
| 3. carrots | 11. spinach | 19. onions | 27. mushrooms |
| 4. radishes | 12. corn | 20. green onions / scallions | 28. parsley |
| 5. beets | 13. broccoli | 21. peas | 29. chili peppers |
| 6. tomatoes | 14. cauliflower | 22. artichokes | 30. garlic |
| 7. bell peppers | 15. bok choy | 23. eggplants | 31. a bag of lettuce |
| 8. string beans | 16. turnips | 24. squash | 32. a head of lettuce |

Pair practice. Make new conversations.


- A: Do you eat broccoli?
- B: Yes. I like most vegetables, but not peppers.
- A: Really? Well, I don't like cauliflower.

Ask your classmates. Share the answers.

- Which vegetables do you eat raw? cooked?
- Which vegetables do you put in a green salad?
- Which vegetables are in your refrigerator right now?



MEAT



Beef

- 1. roast
- 2. steak
- 3. stewing beef
- 4. ground beef

- 5. beef ribs
- 6. veal cutlets
- 7. liver
- 8. tripe


Pork

- 9. ham
- 10. pork chops
- 11. bacon
- 12. sausage

Lamb

- 13. lamb shanks
- 14. leg of lamb
- 15. lamb chops

POULTRY



Poultry

- | | | | | |
|-------------|-------------|-----------|----------------|--------------------|
| 16. chicken | 18. duck | 20. wings | 22. thighs | 24. raw chicken |
| 17. turkey | 19. breasts | 21. legs | 23. drumsticks | 25. cooked chicken |



More vocabulary


vegetarian: a person who doesn't eat meat
boneless: meat and poultry without bones
skinless: poultry without skin

Ask your classmates. Share the answers.

1. What kind of meat do you eat most often?
2. What kind of meat do you use in soups?
3. What part of the chicken do you like the most?



SEAFOOD



Fish

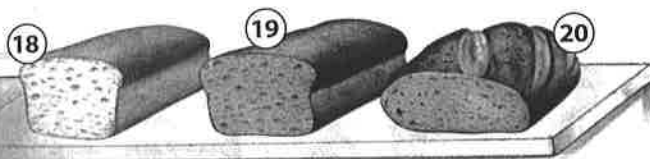
- 1. trout
- 2. catfish
- 3. whole salmon
- 4. salmon steak
- 5. swordfish

- 6. halibut steak
- 7. tuna
- 8. cod


Shellfish

- 9. crab
- 10. lobster
- 11. shrimp
- 12. scallops
- 13. mussels

- 14. oysters
- 15. clams
- 16. fresh fish
- 17. frozen fish



DELI



- 18. white bread
- 19. wheat bread
- 20. rye bread

- 21. roast beef
- 22. corned beef
- 23. pastrami

- 24. salami
- 25. smoked turkey
- 26. American cheese

- 27. Swiss cheese
- 28. cheddar cheese
- 29. mozzarella cheese

Ways to order at the counter

I'd like some roast beef.
 I'll have a halibut steak and some shrimp.
 Could I get some Swiss cheese?

Pair practice. Make new conversations.

A: What can I get for you?
 B: I'd like some roast beef. How about a pound?
 A: A pound of roast beef coming up!



1. customer

3. scale

5. pet food

7. cart

2. produce section

4. grocery clerk

6. aisle

8. manager



Canned Foods

17. beans

18. soup

19. tuna



Dairy

20. margarine

21. sour cream

22. yogurt



Grocery Products

23. aluminum foil

24. plastic wrap

25. plastic storage bags



Frozen Foods

26. ice cream

27. frozen vegetables

28. frozen dinner

Ways to ask for information in a grocery store

Excuse me, where are the carrots?

Can you please tell me where to find the dog food?

Do you have any lamb chops today?

Pair practice. Make conversations.

A: Can you please tell me where to find the dog food?

B: Sure. It's in aisle 1B. Do you need anything else?

A: Yes, where are the carrots?



9. shopping basket

11. line

13. cashier

15. cash register

10. self-checkout

12. checkstand

14. bagger

16. bottle return



Baking Products

29. flour

30. sugar

31. oil



Beverages

32. apple juice

33. coffee

34. soda / pop



Snack Foods

35. potato chips

36. nuts

37. candy bar



Baked Goods

38. cookies

39. cake

40. bagels

Ask your classmates. Share the answers.

1. What is your favorite grocery store?
2. Do you prefer to shop alone or with friends?
3. Which foods from your country are hard to find?

Think about it. Discuss.

1. Is it better to shop every day or once a week? Why?
2. Why do grocery stores put snacks near the checkstands?
3. What's good and what's bad about small grocery stores?



Containers and Packaging



1. bottles



2. jars




3. cans



4. cartons



5. containers



6. boxes



7. bags



8. packages




9. six-packs



10. loaves



11. rolls



12. tubes




13. a bottle of water



14. a jar of jam



15. a can of beans



16. a carton of eggs



17. a container of cottage cheese



18. a box of cereal



19. a bag of flour



20. a package of cookies



21. a six-pack of soda (pop)



22. a loaf of bread



23. a roll of paper towels



24. a tube of toothpaste

Grammar Point: count and non-count

Some foods can be counted: *an apple, two apples.*

Some foods can't be counted: *some rice, some water.*

For non-count foods, count containers: *two bags of rice.*

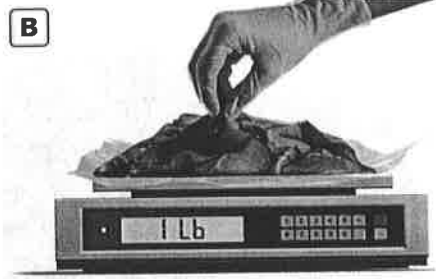
Pair practice. Make conversations.

A: How many boxes of cereal do we need?


B: We need two boxes.



A. Measure the ingredients.



B. Weigh the food.



C. Convert the measurements.

Liquid Measures

1



1 fl. oz.

2



1 c.

3



1 pt.

4



1 qt.

5



1 gal.

Dry Measures

6



1 tsp.

7



1 TBS.

8



1/4 c.

9



1/2 c.

10



1 c.

Weight

11



1. a fluid ounce of milk

2. a cup of oil

3. a pint of frozen yogurt

4. a quart of milk

12



5. a gallon of water

6. a teaspoon of salt

7. a tablespoon of sugar

8. a quarter cup of brown sugar

9. a half cup of raisins

10. a cup of flour

11. an ounce of cheese

12. a pound of roast beef

Equivalencies

3 tsp. = 1 TBS.

2 TBS. = 1 fl. oz.

8 fl. oz. = 1 c.

2 c. = 1 pt.

2 pt. = 1 qt.

4 qt. = 1 gal.

Volume

1 fl. oz. = 30 ml

1 c. = 237 ml

1 pt. = 47 L

1 qt. = .95 L

1 gal. = 3.79 L

Weight

1 oz. = 28.35 grams (g)

1 lb. = 453.6 g

2.205 lbs. = 1 kilogram (kg)

1 lb. = 16 oz.




Food Safety

A. clean


B. separate

C. cook


D. chill




Ways to Serve Meat and Poultry




1. fried chicken




2. barbecued / grilled ribs




3. broiled steak



4. roasted turkey



5. boiled ham



6. stir-fried beef

Ways to Serve Eggs



7. scrambled eggs




8. hardboiled eggs



9. poached eggs



10. eggs sunny-side up



11. eggs over easy



12. omelet

Role play. Make new conversations.

A: How do you like your eggs?

B: I like them scrambled. And you?

A: I like them hardboiled.

Ask your classmates. Share the answers.

1. Do you use separate cutting boards?

2. What is your favorite way to serve meat? poultry?


3. What are healthy ways of preparing meat? poultry?



Cheesy Tofu Vegetable Casserole



A. Preheat the oven.



B. Grease a baking pan.




C. Slice the tofu.



D. Steam the broccoli.



E. Saute the mushrooms.



F. Spoon sauce on top.



G. Grate the cheese.



H. Bake.

Easy Chicken Soup




I. Cut up the chicken.



J. Dice the celery.



K. Peel the carrots.




L. Chop the onions.



M. Boil the chicken.



N. Add the vegetables.



O. Stir.




P. Simmer.


Quick and Easy Cake




Q. Break 2 eggs into a microwave-safe bowl.



R. Mix the ingredients.



S. Beat the mixture.



T. Microwave for 5 minutes.



Kitchen Utensils



- | | | | |
|------------------------------|----------------------|-------------------|------------------|
| 1. can opener | 9. wooden spoon | 17. colander | 25. saucepan |
| 2. grater | 10. casserole dish | 18. kitchen timer | 26. cake pan |
| 3. steamer | 11. garlic press | 19. spatula | 27. cookie sheet |
| 4. plastic storage container | 12. carving knife | 20. eggbeater | 28. pie pan |
| 5. frying pan | 13. roasting pan | 21. whisk | 29. pot holders |
| 6. pot | 14. roasting rack | 22. strainer | 30. rolling pin |
| 7. ladle | 15. vegetable peeler | 23. tongs | 31. mixing bowl |
| 8. double boiler | 16. paring knife | 24. lid | |

Pair practice. Make new conversations.

A: Please hand me the whisk.

B: Here's the whisk. Do you need anything else?


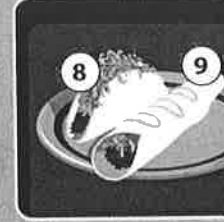


A: Yes, pass me the casserole dish.

Use the new words.

Look at page 77. Name the kitchen utensils you see.

A: Here's a grater.

B: This is a mixing bowl.



- | | | | |
|---------------------|--------------|--------------------|----------------------|
| 1. hamburger | 7. nachos | 13. ice-cream cone | 19. plastic utensils |
| 2. french fries | 8. taco | 14. milkshake | 20. sugar substitute |
| 3. cheeseburger | 9. burrito | 15. donut | 21. ketchup |
| 4. onion rings | 10. pizza | 16. muffin | 22. mustard |
| 5. chicken sandwich | 11. soda | 17. counterperson | 23. mayonnaise |
| 6. hot dog | 12. iced tea | 18. straw | 24. salad bar |

Grammar Point: yes/no questions (do)

Do you like hamburgers? Yes, I do.
Do you like nachos? No, I don't.

Think about it. Discuss.

1. Do you think that fast food is bad for people? Why or why not?
2. What fast foods do you have in your country?
3. Do you have a favorite fast food restaurant? Which one?



A Coffee Shop Menu

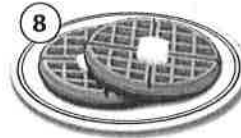




1. bacon
2. sausage
3. hash browns
4. toast
5. English muffin
6. biscuits
7. pancakes
8. waffles
9. hot cereal
10. grilled cheese sandwich
11. pickle
12. club sandwich
13. spinach salad
14. chef's salad
15. dinner salad
16. soup
17. rolls
18. coleslaw
19. potato salad
20. pasta salad
21. fruit salad



Two egg omelet with one side

BREAKFAST SPECIAL



Served 6 a.m. to 11 a.m.



LUNCH

Served 11 a.m. to 2 p.m.

All sandwiches come with soup or salad



SIDE SALADS

SALAD DRESSINGS



Thousand Island



Ranch



Italian



Blue Cheese



Ways to order from a menu

I'd like a grilled cheese sandwich.

I'll have a bowl of tomato soup.

Could I get the chef's salad with ranch dressing?

Pair practice. Make conversations.






A: I'd like a grilled cheese sandwich, please.

B: Anything else for you?

A: Yes, I'll have a bowl of tomato soup with that.





DINNER



- 22. roast chicken
- 23. mashed potatoes
- 24. steak
- 25. baked potato
- 26. spaghetti
- 27. meatballs
- 28. garlic bread
- 29. grilled fish
- 30. rice
- 31. meatloaf
- 32. steamed vegetables

DESSERTS



- 33. layer cake
- 34. cheesecake
- 35. pie
- 36. mixed berries

BEVERAGES



- 37. coffee
- 38. decaf coffee
- 39. tea
- 40. herbal tea
- 41. cream
- 42. low-fat milk

Ask your classmates. Share the answers.

1. Do you prefer vegetable soup or chicken soup?
2. Do you prefer tea or coffee?
3. Which desserts on the menu do you like?

Role play. Order a dinner from the menu.

- A: Are you ready to order?
 B: I think so. I'll have the roast chicken.
 A: Would you also like...?



A Restaurant



1. dining room

3. high chair

5. to-go box

7. menu

2. hostess

4. booth

6. patron / diner

8. server / waiter



A. **set** the table



B. **seat** the customer



C. **pour** the water




D. **order** from the menu



E. **take** the order



F. **serve** the meal



G. **clear / bus** the dishes



H. **carry** the tray



I. **pay** the check



J. **leave** a tip

More vocabulary

eat out: to go to a restaurant to eat


take out: to buy food at a restaurant and take it home to eat

Look at the pictures.

Describe what is happening.




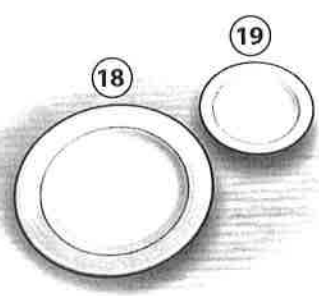
A: She's seating the customer.

B: He's taking the order.



9. server / waitress
10. dessert tray

11. bread basket
12. busser
13. dish room
14. dishwasher
15. kitchen
16. chef



17. place setting
18. dinner plate
19. bread-and-butter plate
20. salad plate

21. soup bowl
22. water glass
23. wine glass
24. cup
25. saucer
26. napkin
27. salad fork
28. dinner fork
29. steak knife
30. knife
31. teaspoon
32. soup spoon

Pair practice. Make new conversations.

A: Excuse me, this spoon is dirty.
B: I'm so sorry. I'll get you a clean spoon right away.
A: Thanks.

Role play. Talk to a new busser.

A: Do the salad forks go on the left?
B: Yes. They go next to the dinner forks.
A: What about the...?



1. live music

3. lemonade

5. samples

7. vendors

9. herbs


2. organic

4. sour

6. avocados

8. sweets

A. count



Look at the pictures.
What do you see?

Answer the questions.

1. How many vendors are at the market today?
2. Which vegetables are organic?
3. What are the children eating?
4. What is the woman counting? Why?

 **Read the story.**

The Farmers' Market

On Saturdays, the Novaks go to the farmers' market. They like to visit the vendors. Alex Novak always goes to the hot food stand for lunch. His children love to eat the fruit samples. Alex's father usually buys some sweets and lemonade. The lemonade is very sour.

Nina Novak likes to buy organic herbs and vegetables. Today, she is buying avocados. The market worker counts eight avocados. She gives Nina one more for free.

There are other things to do at the market. The Novaks like to listen to the live music. Sometimes they meet friends there. The farmers' market is a great place for families on a Saturday afternoon.


Think about it.

1. What's good or bad about shopping at a farmers' market?
2. Imagine you are at the farmers' market. What will you buy?



Everyday Clothes

- 1. shirt
- 2. jeans
- 3. dress
- 4. T-shirt
- 5. baseball cap
- 6. socks
- 7. athletic shoes
- A. tie



Listen and point. Take turns.

- A: Point to the dress.
- B: Point to the T-shirt.
- A: Point to the baseball cap.

Dictate to your partner. Take turns.

- A: Write dress.
- B: Is that spelled d-r-e-s-s?
- A: Yes. That's right.

ONE NIGHT
ONLY

DOORS OPEN
AT 8:00



8. blouse

9. handbag

10. skirt

11. suit

12. slacks / pants

13. shoes

14. sweater

B. put on

Ways to compliment clothes

That's a pretty dress!

Those are great shoes!

I really like your baseball cap!

Role play. Compliment a friend.

A: That's a pretty dress! Green is a great color on you.

B: Thanks! I really like your...



Casual, Work, and Formal Clothes



Casual Clothes

- 1. cap
- 2. cardigan sweater
- 3. pullover sweater
- 4. sports shirt
- 5. maternity dress

- 6. overalls
- 7. knit top
- 8. capris
- 9. sandals

Work Clothes

- 10. uniform
- 11. business suit
- 12. tie
- 13. briefcase

More vocabulary

three piece suit: matching jacket, vest, and slacks
outfit: clothes that look nice together
in fashion / in style: clothes that are popular now

Describe the people. Take turns.

A: *She's wearing a maternity dress.*
 B: *He's wearing a uniform.*



Formal Clothes

- | | |
|---------------------------------|--------------------|
| 14. sports jacket / sports coat | 18. evening gown |
| 15. vest | 19. clutch bag |
| 16. bow tie | 20. cocktail dress |
| 17. tuxedo | 21. high heels |

Exercise Wear

- | |
|-------------------------|
| 22. sweatshirt / hoodie |
| 23. sweatpants |
| 24. tank top |
| 25. shorts |

Ask your classmates. Share the answers.

1. What's your favorite outfit?
2. Do you like to wear formal clothes? Why or why not?
3. Do you prefer to exercise in shorts or sweatpants?

Think about it. Discuss.

1. What jobs require formal clothes? Uniforms?
2. What's good and bad about wearing school uniforms?
3. What is your opinion of today's popular clothing?



Seasonal Clothing



- 1. hat
- 2. (over)coat
- 3. headband
- 4. leather jacket
- 5. winter scarf
- 6. gloves
- 7. headwrap
- 8. jacket



- 9. parka
- 10. mittens
- 11. ski hat
- 12. leggings
- 13. earmuffs
- 14. down vest
- 15. ski mask
- 16. down jacket



- 17. umbrella
- 18. raincoat
- 19. poncho
- 20. rain boots
- 21. trench coat



- 22. swimming trunks
- 23. straw hat
- 24. windbreaker
- 25. cover-up
- 26. swimsuit / bathing suit
- 27. sunglasses

Grammar Point: *should*

It's raining. You should take an umbrella.
It's snowing. You should wear a scarf.
It's sunny. You should wear a straw hat.

Pair practice. Make new conversations.

A: It's snowing. You should wear a scarf.
 B: Don't worry. I'm wearing my parka.
 A: Good, and don't forget your mittens.



Unisex Underwear

1. undershirt
2. thermal undershirt
3. long underwear

Men's Underwear

4. boxer shorts
5. briefs
6. athletic supporter / jockstrap




Unisex Socks

7. ankle socks
8. crew socks
9. dress socks

Women's Socks

10. low-cut socks
11. anklets
12. knee highs



Women's Underwear

- | | | |
|--------------------------|-----------------|---------------|
| 13. (bikini) panties | 16. garter belt | 20. bra |
| 14. briefs / underpants | 17. stockings | 21. camisole |
| 15. body shaper / girdle | 18. panty hose | 22. full slip |
| | 19. tights | 23. half slip |



Sleepwear

- | | |
|---------------|---------------------|
| 24. pajamas | 27. blanket sleeper |
| 25. nightgown | 28. nightshirt |
| 26. slippers | 29. robe |

More vocabulary

lingerie: underwear or sleepwear for women
loungewear: very casual clothing for relaxing around the home

Ask your classmates. Share the answers.

1. What kind of socks are you wearing today?
2. What kind of sleepwear do you prefer?
3. Do you wear slippers at home?



Workplace Clothing



Construction Worker

- 1. hard hat
- 2. work shirt
- 3. tool belt



Road Worker

- 4. Hi-Visibility safety vest
- 5. work pants
- 6. steel toe boots



Automotive Painter

- 7. ventilation mask
- 8. coveralls



Food Processor

- 9. bump cap
- 10. safety glasses
- 11. apron



Manager


Salesperson

- 12. blazer
- 13. tie
- 14. polo shirt
- 15. name tag



Farmworker

- 16. bandana
- 17. work gloves



Ranch Hand

- 18. cowboy hat
- 19. jeans

Pair practice. Make new conversations.

A: What do construction workers wear to work?

B: They wear hard hats and tool belts.

A: What do road workers wear to work?

Use the new words.

Look at pages 166–169. Name the workplace clothing you see.

A: He's wearing a hard hat.

B: She's wearing scrubs.



Security Guard

20. security shirt

21. badge


22. security pants



Emergency Worker

23. helmet

24. jumpsuit



Counterperson

Chef

Line Cook

25. hairnet

26. smock

27. disposable gloves

28. chef's hat

29. chef's jacket

30. waist apron



Nurse

31. scrubs

32. face mask



Medical Technician

33. lab coat

34. latex gloves



O.R.

Surgeon

Surgical Assistant

35. surgical scrub cap

36. surgical mask

37. surgical gown

38. surgical scrubs

Ask your classmates. Share the answers.

1. Which of these outfits would you like to wear?
2. Which of these items are in your closet?
3. Do you wear safety clothing at work? What kinds?

Think about it. Discuss.

1. What other jobs require helmets? disposable gloves?
2. Is it better to have a uniform or wear your own clothes at work? Why?



Shoes and Accessories



A. purchase

1. suspenders

3. salesclerk

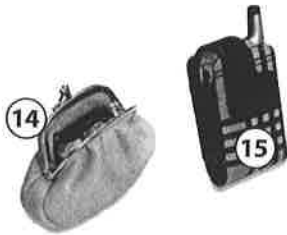

5. display case

B. wait in line

2. purses / handbags

4. customer

6. belts



13. wallet

17. shoulder bag

21. sole

14. change purse / coin purse

18. backpack

22. heel

15. cell phone holder

19. tote bag

23. toe

16. (wrist)watch

20. belt buckle

24. shoelaces

More vocabulary

gift: something you give or receive from friends or family for a special occasion

present: a gift

Grammar Point: object pronouns

My sister loves jewelry. I'll buy her a necklace.

My dad likes belts. I'll buy him a belt buckle.

My friends love scarves. I'll buy them scarves.



7. shoe department

9. bracelets

11. hats


C. try on shoes

8. jewelry department

10. necklaces

12. scarves

D. assist a customer



25. high heels

29. oxfords

33. chain

37. clip-on earrings

26. pumps

30. loafers

34. beads

38. pin

27. flats

31. hiking boots

35. locket

39. string of pearls

28. boots

32. tennis shoes

36. pierced earrings

40. ring

Ways to talk about accessories

I need a hat to wear with this scarf.

I'd like earrings to go with the necklace.

Do you have a belt that would go with my shoes?

Role play. Talk to a salesperson.

A: Do you have boots that would go with this skirt?

B: Let me see. How about these brown ones?

A: Perfect. I also need...




Describing Clothes

Sizes



- 1. extra small
- 2. small
- 3. medium
- 4. large
- 5. extra large
- 6. one-size-fits-all

Styles



- 7. crewneck sweater
- 8. V-neck sweater
- 9. turtleneck sweater
- 10. scoop neck sweater
- 11. sleeveless shirt
- 12. short-sleeved shirt
- 13. 3/4-sleeved shirt
- 14. long-sleeved shirt
- 15. mini-skirt
- 16. short skirt
- 17. mid-length / calf-length skirt
- 18. long skirt

Patterns



- 19. solid
- 20. striped
- 21. polka-dotted
- 22. plaid
- 23. print
- 24. checked
- 25. floral
- 26. paisley

Ask your classmates. Share the answers.

- Do you prefer crewneck or V-neck sweaters?
- Do you prefer checked or striped shirts?
- Do you prefer short-sleeved or sleeveless shirts?

Role play. Talk to a salesperson.

- A: Excuse me. I'm looking for this V-neck sweater in large.
 B: Here's a large. It's on sale for \$19.99.
 A: Wonderful! I'll take it. I'm also looking for...



Comparing Clothing



27. heavy jacket

29. tight pants

31. low heels

33. plain blouse

35. narrow tie

28. light jacket

30. loose / baggy pants

32. high heels

34. fancy blouse

36. wide tie

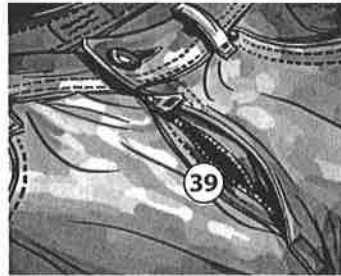
Clothing Problems



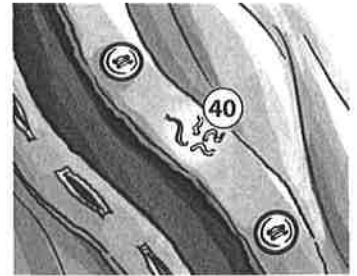
37. It's **too small**.



38. It's **too big**.



39. The zipper is **broken**.




40. A button is **missing**.




41. It's **ripped / torn**.



42. It's **stained**.



43. It's **unraveling**.



44. It's **too expensive**.

More vocabulary

refund: money you get back when you return an item to the store

complaint: a statement that something is not right

customer service: the place customers go with their complaints

Role play. Return an item to a salesperson.

A: Welcome to Shopmart. How may I help you?


B: This sweater is new, but it's unraveling.

A: I'm sorry. Would you like a refund?

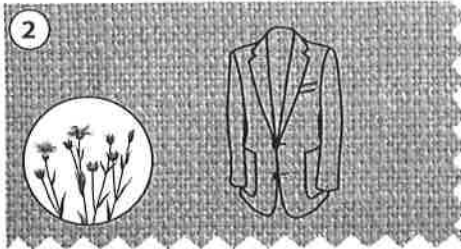


Making Clothes


Types of Material



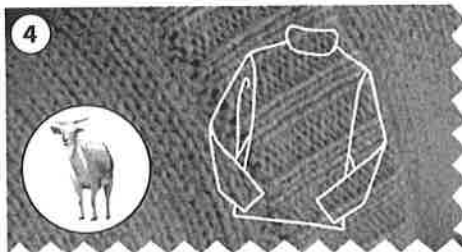
1. cotton



2. linen



3. wool



4. cashmere




5. silk



6. leather

A Garment Factory



A. sew by machine

B. sew by hand

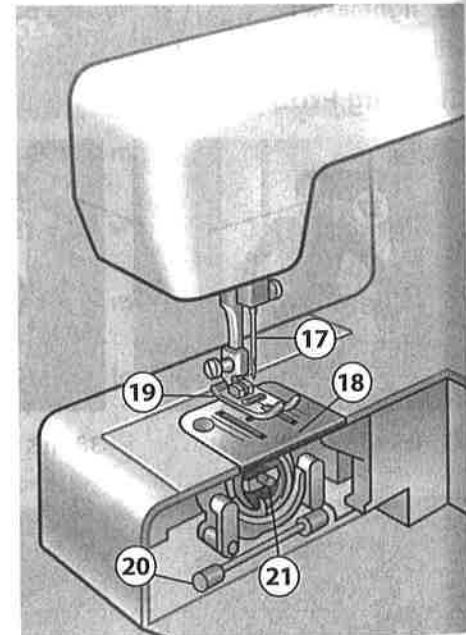
13. sewing machine

14. sewing machine operator

15. bolt of fabric

16. rack

Parts of a Sewing Machine



17. needle

18. needle plate

19. presser foot

20. feed dog / feed bar

21. bobbin

More vocabulary

fashion designer: a person who makes original clothes

natural materials: cloth made from things that grow in nature

synthetic materials: cloth made by people, such as nylon

Use the new words.


Look at pages 86–87. Name the materials you see.

A: That's denim.

B: That's leather.



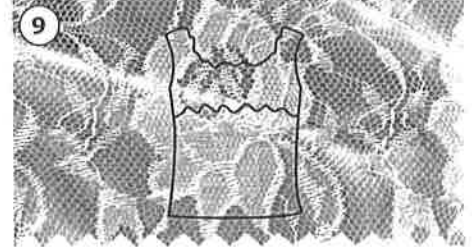
Types of Material



7. denim



8. suede



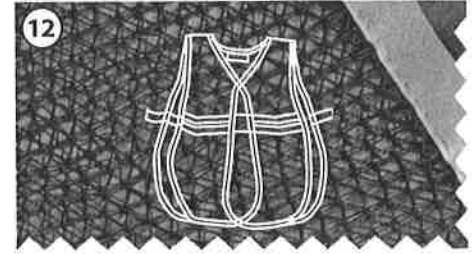
9. lace



10. velvet



11. corduroy




12. nylon


A Fabric Store



Closures



Trim



22. pattern

25. zipper

28. buckle

31. appliqué

33. sequins

23. thread

26. snap

29. hook and loop fastener

32. beads

34. fringe

24. button

27. hook and eye

30. ribbon

Ask your classmates. Share the answers.

1. Can you sew?
2. What's your favorite type of material?
3. How many types of material are you wearing today?


Think about it. Discuss.

1. Do most people make or buy clothes in your country?
2. Is it better to make or buy clothes? Why?
3. Which materials are best for formal clothes?



Making Alterations

An Alterations Shop



1. dressmaker

2. dressmaker's dummy

3. tailor

4. collar

5. waistband

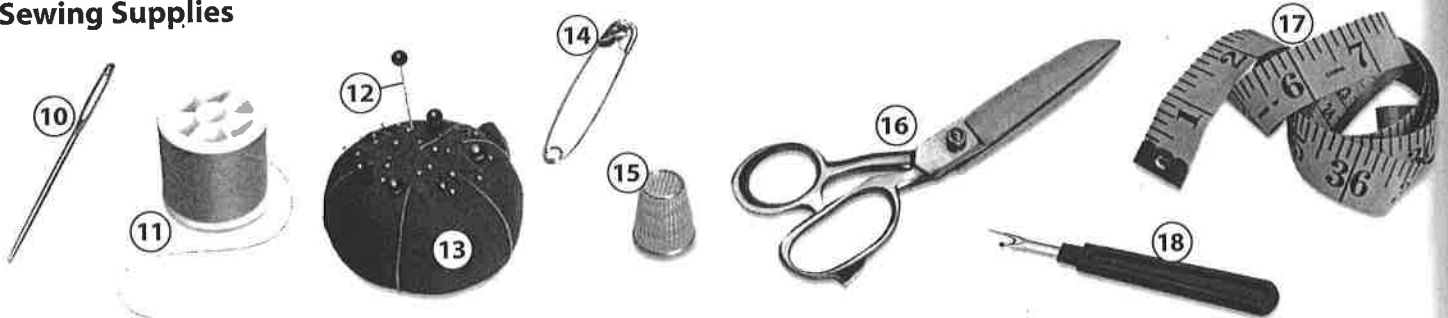
6. sleeve

7. pocket

8. hem

9. cuff

Sewing Supplies



10. needle

11. thread

12. (straight) pin

13. pin cushion

14. safety pin

15. thimble

16. pair of scissors

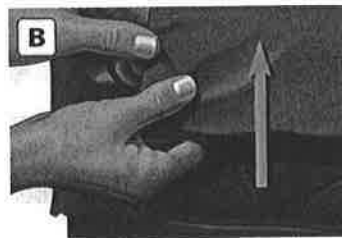
17. tape measure

18. seam ripper


Alterations



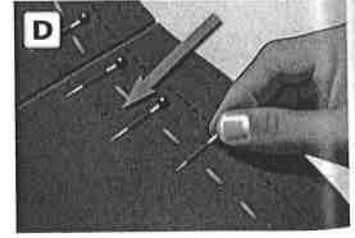
A. **Lengthen** the pants.



B. **Shorten** the pants.



C. **Let out** the pants.



D. **Take in** the pants.

Pair practice. Make new conversations.

A: Would you hand me the thread?

B: OK. What are you going to do?



A: I'm going to take in these pants.

Ask your classmates. Share the answers.

1. Is there an alterations shop near your home?

2. Do you ever go to a tailor or a dressmaker?

3. What sewing supplies do you have at home?



1. laundry

2. laundry basket

3. washer

4. dryer

5. dryer sheets

6. fabric softener

7. bleach

8. laundry detergent

9. clothesline

10. clothespin

11. hanger

12. spray starch

13. iron

14. ironing board

15. **dirty** T-shirt

16. **clean** T-shirt

17. **wet** shirt


18. **dry** shirt

19. **wrinkled** shirt

20. **ironed** shirt




A. **Sort** the laundry.



B. **Add** the detergent.



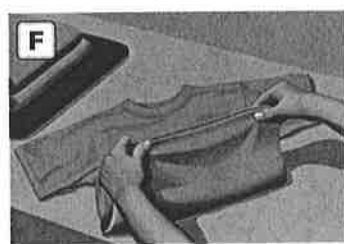
C. **Load** the washer.



D. **Clean** the lint trap.



E. **Unload** the dryer.



F. **Fold** the laundry.



G. **Iron** the clothes.



H. **Hang up** the clothes.



wash in cold water



no bleach



line dry



dry clean only, do not wash

Pair practice. Make new conversations.

A: I have to sort the laundry. Can you help?

B: Sure. Here's the laundry basket.

A: Thanks a lot!



A Garage Sale



1
GARAGE SALE
 TODAY 7-7
 - CLOTHING
 - SHOES
 - ACCESSORIES
 - ELECTRONICS

A Two dollars.

It's stained. I can give you seventy-five cents.

ALL PURSES
 \$.75

3
 4
 \$.50 \$5.00
 \$1.00 \$10.00
 \$2.00 ASK ME

1. flyer

3. sticker

5. folding chair

7. VCR

B. browse

2. used clothing

4. folding card table

6. clock radio

A. bargain

Look at the pictures.
What do you see?

Answer the questions.

1. What kind of used clothing do you see?
2. What information is on the flyer?
3. Why are the stickers different colors?
4. How much is the clock radio? the VCR?

 **Read the story.**

A Garage Sale

Last Sunday, I had a garage sale. At 5:00 a.m., I put up flyers in my neighborhood. Next, I put price stickers on my used clothing, my VCR, and some other old things. At 7:00 a.m., I opened my folding card table and folding chair. Then I waited.

At 7:05 a.m., my first customer arrived. She asked, "How much is the sweatshirt?"

"Two dollars," I said.

She said, "It's stained. I can give you seventy-five cents." We bargained for a minute and she paid \$1.00.

All day people came to browse, bargain, and buy. At 7:00 p.m., I had \$85.00.

Now I know two things: Garage sales are hard work and nobody wants to buy an old clock radio!

Think about it.

1. Do you like to buy things at garage sales? Why or why not?
2. Imagine you want the VCR. How will you bargain for it?



1. head
2. hair
3. neck
4. chest
5. back
6. nose
7. mouth
8. foot




Listen and point. Take turns.

- A: Point to the chest.
B: Point to the neck.
A: Point to the mouth.

Dictate to your partner. Take turns.

- A: Write hair.
B: Did you say hair?
A: That's right, h-a-i-r.



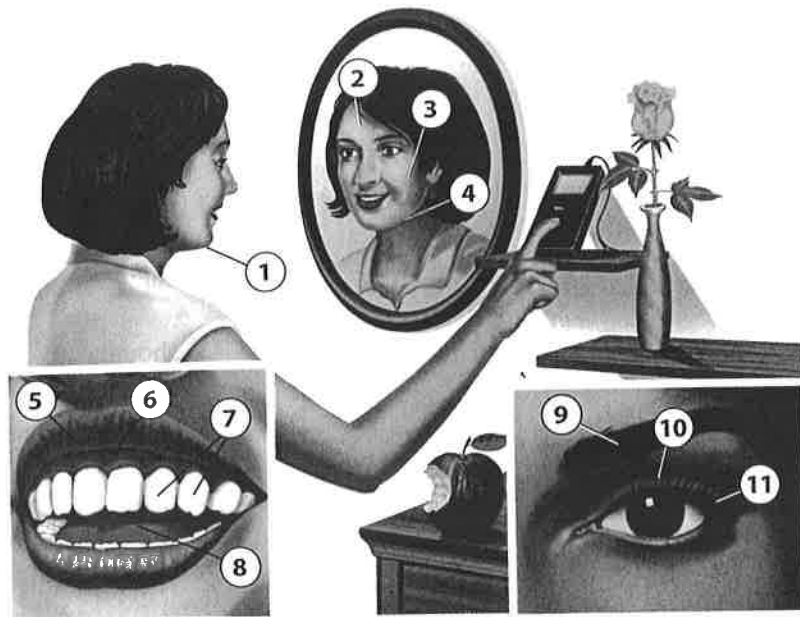
- 9. leg
- 10. toe
- 11. eye
- 12. ear
- 13. shoulder
- 14. arm
- 15. hand
- 16. finger

Grammar Point: imperatives

Please touch your right foot.
Put your hands on your feet.
Don't put your hands on your shoulders.

Pair practice. Take turns giving commands.

A: Raise your arms.
B: Touch your feet.
A: Put your hand on your shoulder.

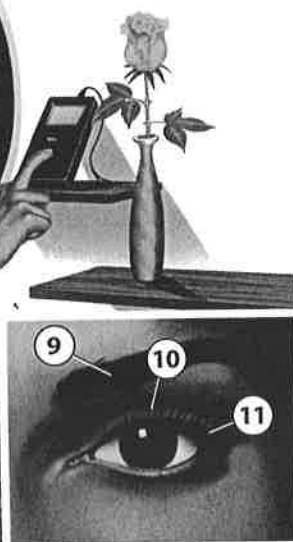


The Face

- 1. chin
- 2. forehead
- 3. cheek
- 4. jaw

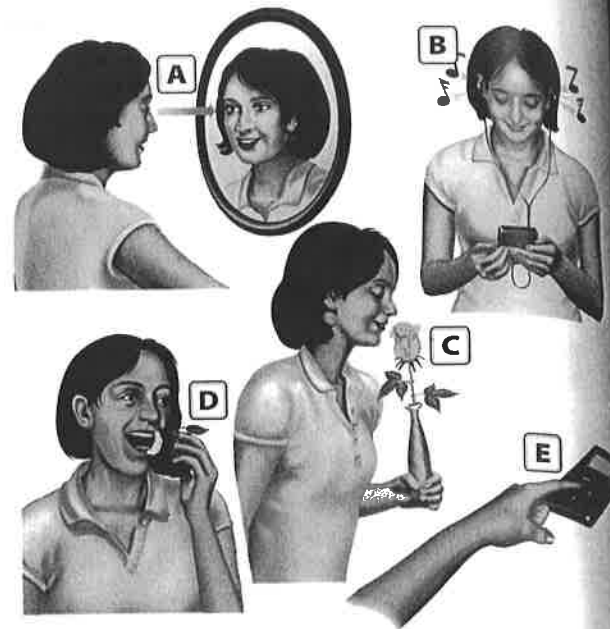
The Mouth

- 5. lip
- 6. gums
- 7. teeth
- 8. tongue



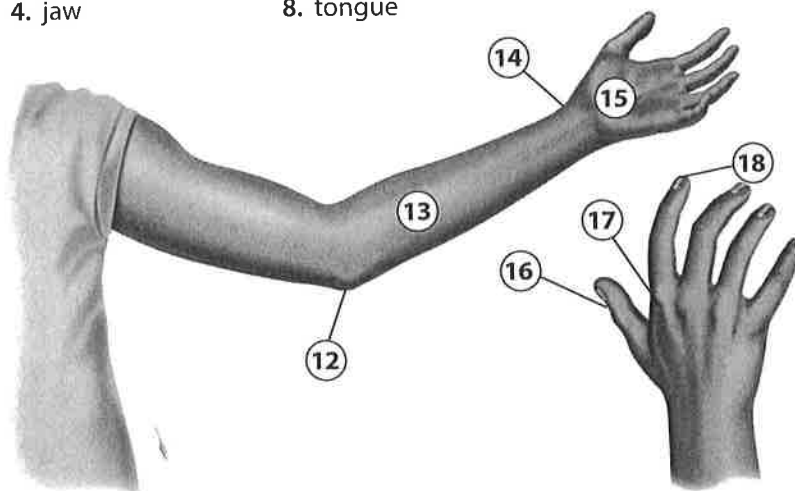
The Eye

- 9. eyebrow
- 10. eyelid
- 11. eyelashes



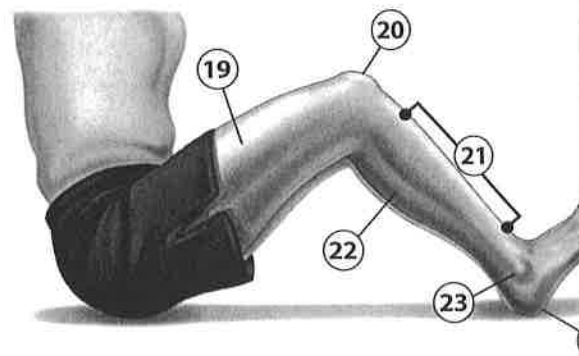
The Senses

- A. see
- B. hear
- C. smell
- D. taste
- E. touch



The Arm, Hand, and Fingers

- 12. elbow
- 13. forearm
- 14. wrist
- 15. palm
- 16. thumb
- 17. knuckle
- 18. fingernail



The Leg and Foot

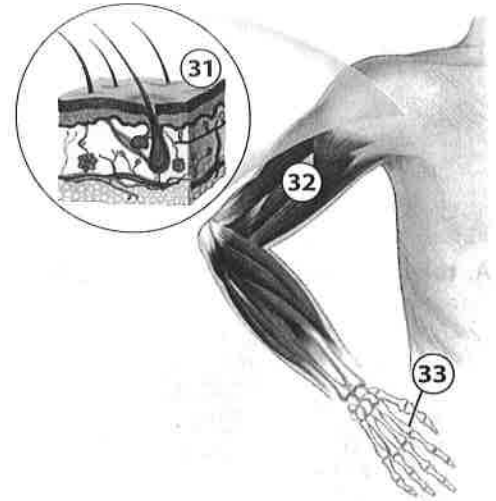

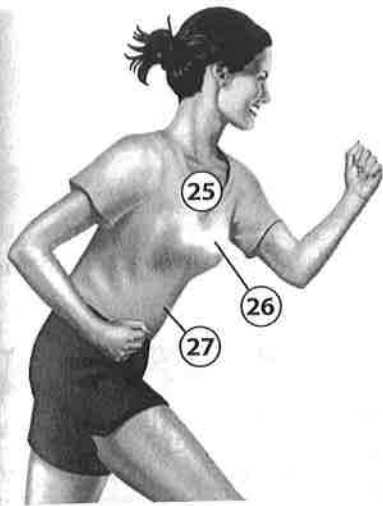
- 19. thigh
- 20. knee
- 21. shin
- 22. calf
- 23. ankle
- 24. heel

More vocabulary

- torso: the part of the body from the shoulders to the pelvis
- limbs: arms and legs
- toenail: the nail on your toe

Pair practice. Make new conversations.

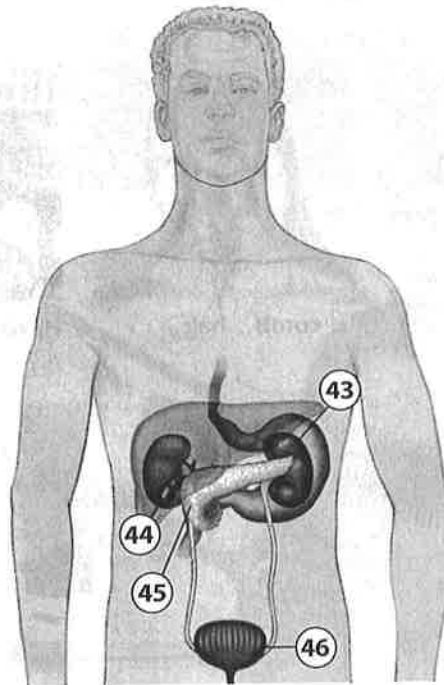
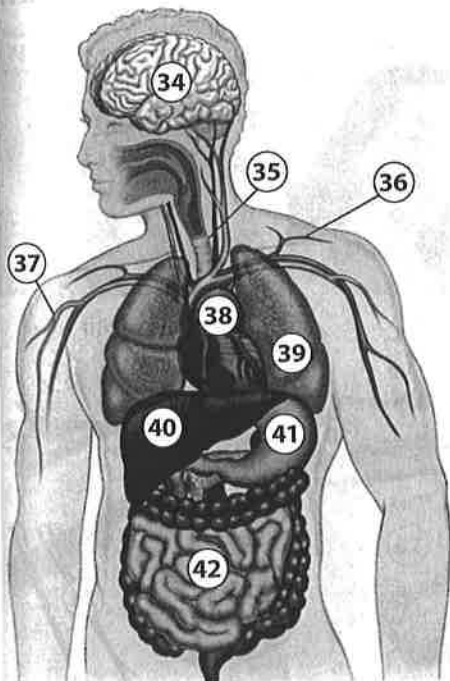
- A: Is your arm OK?
- B: Yes, but now my elbow hurts.
- A: I'm sorry to hear that.



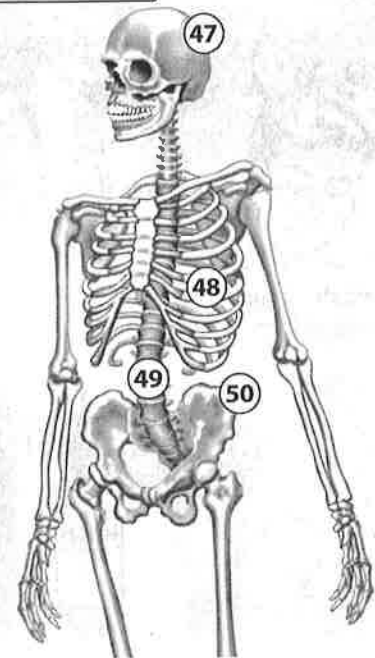
- 25. chest
- 26. breast
- 27. abdomen

- 28. shoulder blade
- 29. lower back
- 30. buttocks

- 31. skin
- 32. muscle
- 33. bone



THE SKELETON




- 34. brain
- 35. throat
- 36. artery
- 37. vein
- 38. heart
- 39. lung
- 40. liver
- 41. stomach
- 42. intestines
- 43. kidney

- 44. gallbladder
- 45. pancreas
- 46. bladder
- 47. skull
- 48. rib cage

- 49. spinal column
- 50. pelvis



Personal Hygiene



A. take a shower



B. take a bath / bathe



C. use deodorant



D. put on sunscreen



1. shower cap

2. shower gel

3. soap

4. bath powder

5. deodorant / antiperspirant

6. perfume / cologne

7. sunscreen

8. sunblock

9. body lotion / moisturizer



E. wash...hair



F. rinse...hair



G. comb...hair



H. dry...hair



I. brush...hair



10. shampoo

11. conditioner

12. hair spray

13. comb

14. brush

15. pick

16. hair gel

17. curling iron

18. blow dryer

19. hair clip

20. barrette

21. bobby pins

More vocabulary

unscented: a product without perfume or scent

hypoallergenic: a product that is better for people with allergies

Think about it. Discuss.

1. Which personal hygiene products should someone use before a job interview?
2. What is the right age to start wearing makeup? Why?



J. brush...teeth



22. toothbrush

23. toothpaste

24. dental floss



K. floss...teeth



25. mouthwash

26. electric shaver

27. razor



L. gargle



28. razorblade

29. shaving cream

30. aftershave



M. shave



N. cut...nails



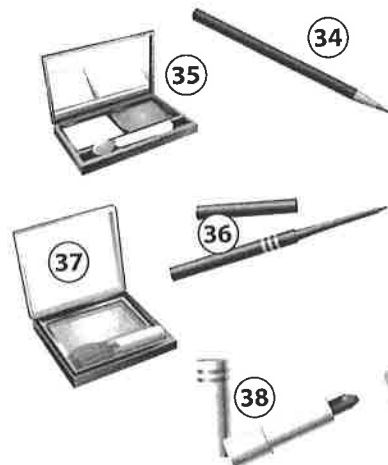
31. nail clipper

32. emery board

33. nail polish



O. polish...nails



Makeup

34. eyebrow pencil

35. eye shadow

36. eyeliner



P. put on / apply



37. blush

38. lipstick

39. mascara



Q. take off / remove



40. foundation

41. face powder

42. makeup remover



Symptoms and Injuries



1. headache

6. sore throat

A. cough

2. toothache

7. nasal congestion

B. sneeze

3. earache

8. fever / temperature

C. feel dizzy

4. stomachache

9. chills

D. feel nauseous

5. backache

10. rash

E. throw up / vomit



11. insect bite

13. cut

15. blister

17. bloody nose

12. bruise

14. sunburn

16. swollen finger

18. sprained ankle

Look at the pictures.

Describe the symptoms and injuries.

A: He has a backache.

B: She has a toothache.

Think about it. Discuss.

1. What are some common cold symptoms?
2. What do you recommend for a stomachache?
3. What is the best way to stop a bloody nose?



Common Illnesses and Childhood Diseases



1. cold



2. flu



3. ear infection



4. strep throat



5. measles



6. chicken pox

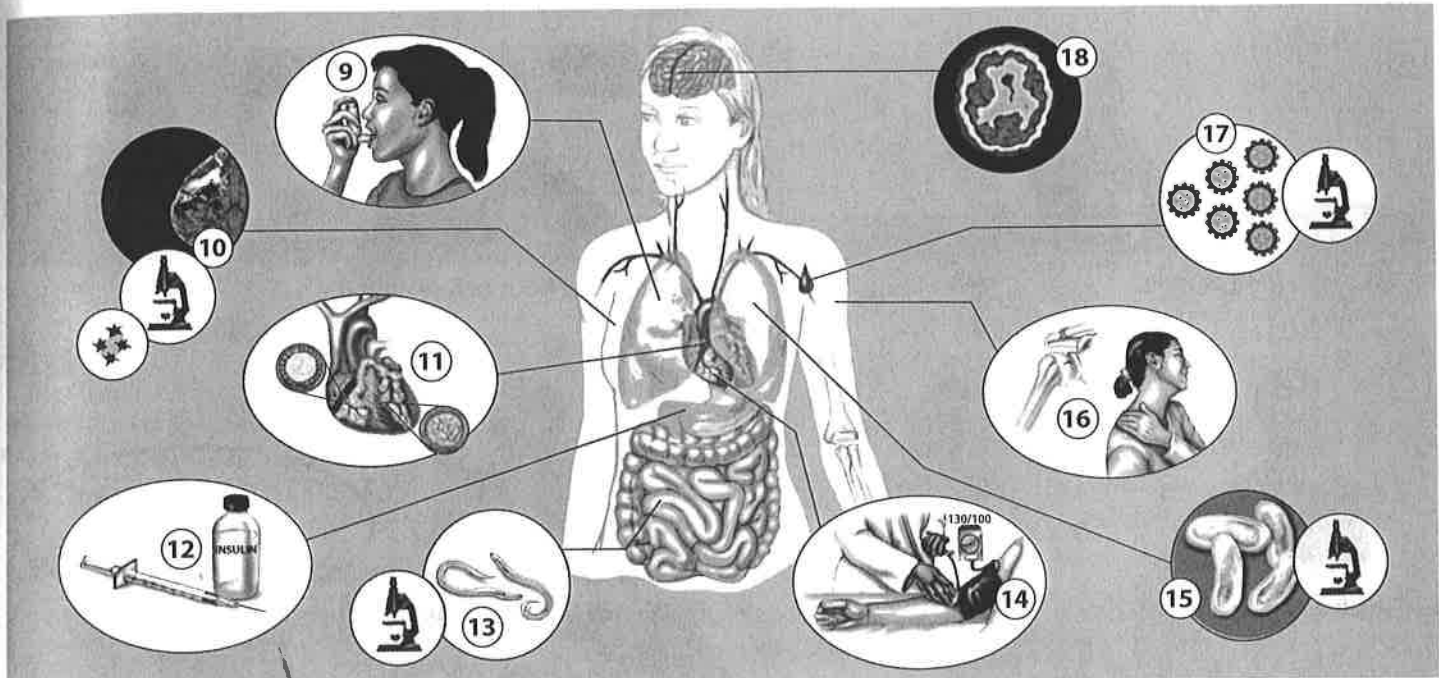


7. mumps



8. allergies

Serious Medical Conditions and Diseases



9. asthma

13. intestinal parasites

17. HIV (human immunodeficiency virus)

10. cancer

14. high blood pressure / hypertension

18. dementia

11. heart disease

15. TB (tuberculosis)

12. diabetes

16. arthritis

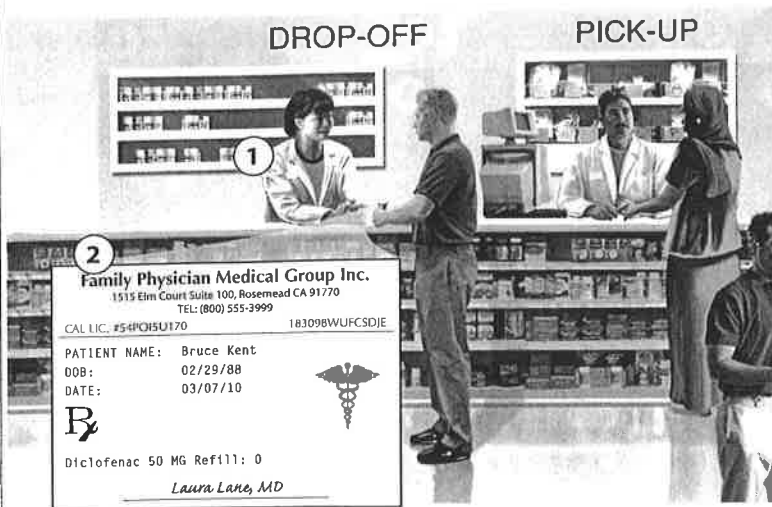
More vocabulary

AIDS (acquired immune deficiency syndrome): a medical condition that results from contracting the HIV virus
Alzheimer's disease: a disease that causes dementia

coronary disease: heart disease

infectious disease: a disease that is spread through air or water

influenza: flu



2

Family Physician Medical Group Inc.
 1515 Elm Court Suite 100, Rosemead CA 91770
 TEL: (800) 555-3999

CAL LIC. #549015U170 183098WUFCSDJE

PATIENT NAME: Bruce Kent
 DOB: 02/29/88
 DATE: 03/07/10

Rx

Diclofenac 50 MG Refill: 0
 Laura Lane, MD

4

Smallgreen Pharmacy
 1818 Oak Ave
 Rosemead, CA 91770 Dr. L. Luther PHONE 555-5522

5 NO 00859023-57988 DATE 03/07/10

Alki Elmi
 345 First Street Rosemead, CA 91770

6 TAKE ONE TABLET BY MOUTH 2 TIMES A DAY AS NEEDED FOR PAIN.
 NAPROXEN 500 MG

REFILLS: 2

7 Discard after 03/07/12

8 May cause drowsiness.

- 1. pharmacist
- 2. prescription
- 3. prescription medication
- 4. prescription label
- 5. prescription number
- 6. dosage
- 7. expiration date
- 8. warning label


Medical Warnings

A



A. Take with food or milk.

B




B. Take one hour before eating.

C



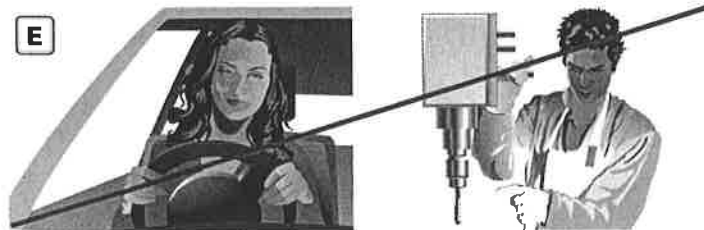
C. Finish all medication.

D



D. Do not take with dairy products.

E



E. Do not drive or operate heavy machinery.

F



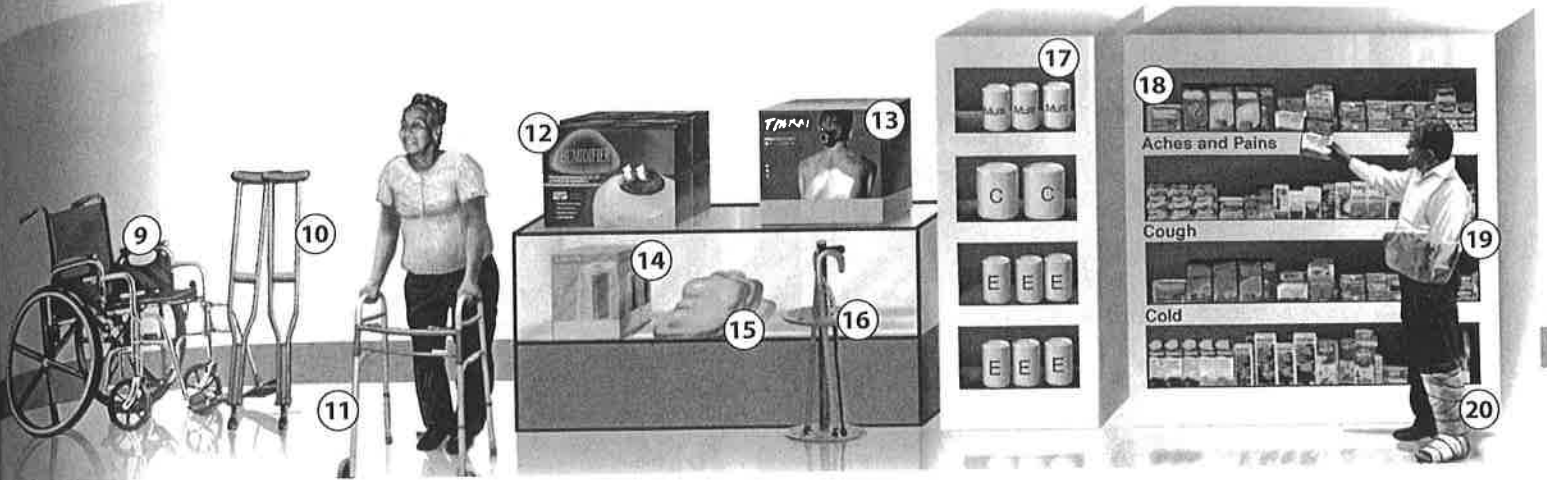
F. Do not drink alcohol.

More vocabulary

- prescribe medication: to write a prescription
- fill prescriptions: to prepare medication for patients
- pick up a prescription: to get prescription medication

Role play. Talk to the pharmacist.

- A:** Hi. I need to pick up a prescription for Jones.
- B:** Here's your medication, Mr. Jones. Take these once a day with milk or food.



9. wheelchair

10. crutches

11. walker

12. humidifier

13. heating pad

14. air purifier

15. hot water bottle

16. cane

17. vitamins

18. over-the-counter medication

19. sling

20. cast

Types of Medication



21. pill



22. tablet



23. capsule



24. ointment



25. cream

Over-the-Counter Medication



26. pain reliever



27. cold tablets



28. antacid



29. cough syrup



30. throat lozenges



31. eye drops



32. nasal spray



33. inhaler



Ways to talk about medication

Use *take* for pills, tablets, capsules, and cough syrup.
 Use *apply* for ointments and creams.
 Use *use* for drops, nasal sprays, and inhalers.

Ask your classmates. Share the answers.

1. What pharmacy do you go to?
2. Do you ever ask the pharmacist for advice?
3. Do you take any vitamins? Which ones?



Ways to Get Well



A. Seek medical attention.



B. Get bed rest.



C. Drink fluids.



D. Take medicine.

Ways to Stay Well



E. Stay fit.



F. Eat a healthy diet.



G. Don't smoke.



H. Have regular checkups.



I. Get immunized.



J. Follow medical advice.

More vocabulary

injection: medicine in a syringe that is put into the body
immunization / vaccination: an injection that stops serious diseases

Ask your classmates. Share the answers.

1. How do you stay fit?
2. What do you do when you're sick?
3. Which two foods are a part of your healthy diet?

Types of Health Problems



1. vision problems



2. hearing loss



3. pain

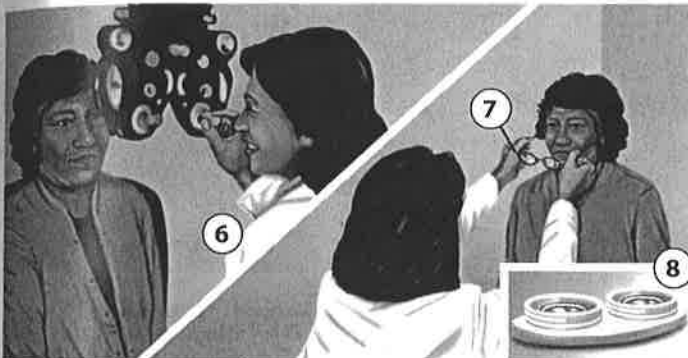


4. stress



5. depression

Help with Health Problems



6. optometrist



7. glasses



8. contact lenses



9. audiologist



10. hearing aid



11. physical therapy

12. physical therapist



13. talk therapy

14. therapist



15. support group

Ways to ask about health problems

Are you in pain?

Are you having vision problems?

Are you experiencing depression?

Pair practice. Make new conversations.


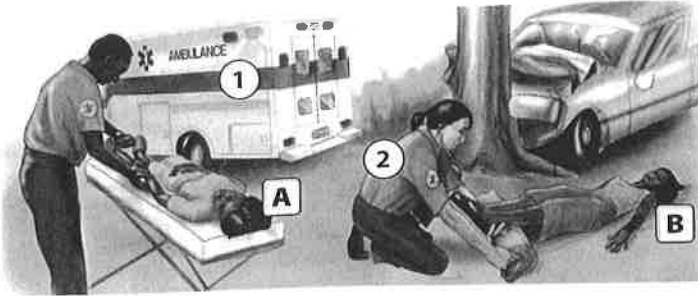
A: Do you know a good optometrist?

B: Why? Are you having vision problems?

A: Yes, I might need glasses.



Medical Emergencies



1. ambulance

2. paramedic

A. be unconscious

B. be in shock

C. be injured / be hurt

D. have a heart attack

E. have an allergic reaction

F. get an electric shock

G. get frostbite

H. burn (your)self

I. drown

J. swallow poison

K. overdose on drugs

L. choke

M. bleed

N. can't breathe

O. fall

P. break a bone

Grammar Point: past tense

For past tense add -ed:
burned, drowned, swallowed,
overdosed, choked

These verbs are different (irregular):

be – was, were

have – had

get – got

bleed – bled

can't – couldn't

break – broke

fall – fell

First Aid



1. first aid kit

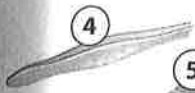


2. first aid manual



3. medical emergency bracelet

Inside the Kit



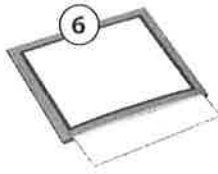
4. tweezers



5. adhesive bandage



6. sterile pad



7. sterile tape



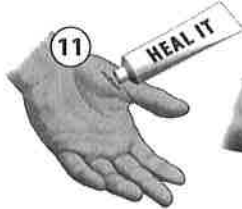
8. gauze



9. hydrogen peroxide



11. antibacterial ointment



12. elastic bandage



13. ice pack



14. splint

First Aid Procedures



15. stitches



16. rescue breathing



17. CPR (cardiopulmonary resuscitation)



18. Heimlich maneuver

Pair practice. Make new conversations.

A: What do we need in the first aid kit?

B: We need tweezers and gauze.

A: I think we need sterile tape, too.

Think about it. Discuss.

1. What are the three most important first aid items? Why?
2. Which first aid procedures should everyone know? Why?
3. What are some good places to keep a first aid kit?




In the Waiting Room



1. appointment

2. receptionist



3. health insurance card

4. Health Form

Name: Andre Zolmar
 Date of birth: July 8, 1973
 Current symptoms: stomachache

Health History:


Childhood Diseases:

chicken pox
 diphtheria
 rubella
 measles
 mumps
 other

Description of symptoms:

4. health history form

In the Examining Room



5. doctor

7. examination table

9. blood pressure gauge

11. thermometer

6. patient

8. nurse

10. stethoscope

12. syringe



Medical Procedures



A. check...blood pressure



B. take...temperature



C. listen to...heart



D. examine...eyes



E. examine...throat



F. draw...blood

Grammar Point: future tense with will + verb

To show a future action, use **will** + verb.

The subject pronoun contraction of **will** is **'ll**.

She **will** draw your blood. = **She'll** draw your blood.

Role play. Talk to a medical receptionist.

A: Will the nurse examine my eyes?

B: No, but she'll draw your blood.

A: What will the doctor do?

Dentistry



- 1. dentist
- 2. dental assistant



- 3. dental hygienist
- 4. dental instruments

Orthodontics

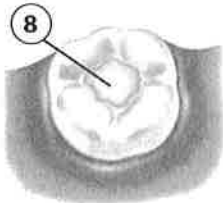


- 5. orthodontist
- 6. braces

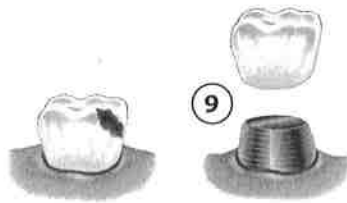
Dental Problems



7. cavity / decay



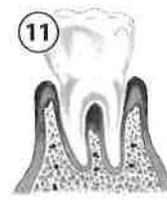
8. filling



9. crown



10. dentures



11. gum disease



12. plaque

An Office Visit



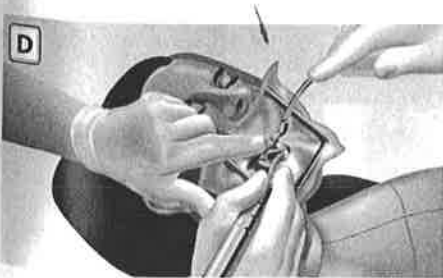
A. clean...teeth'



B. take x-rays



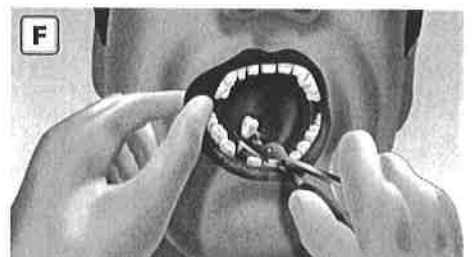
C. numb the mouth



D. drill a tooth



E. fill a cavity



F. pull a tooth

Ask your classmates. Share the answers.

1. Do you know someone with braces? Who?
2. Do dentists make you nervous? Why or why not?
3. How often do you go to the dentist?

Role play. Talk to a dentist.

A: I think I have a cavity.

B: Let me take a look.

A: Will I need a filling?



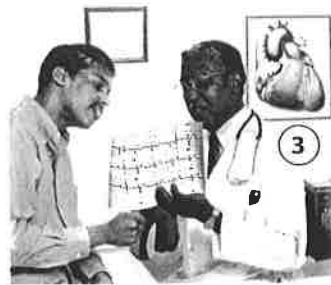
Medical Specialists



1. internist



2. obstetrician



3. cardiologist



4. pediatrician



5. oncologist



6. radiologist



7. ophthalmologist



8. psychiatrist

Nursing Staff



9. surgical nurse



10. registered nurse (RN)



11. licensed practical nurse (LPN)



12. certified nursing assistant (CNA)

Hospital Staff



13. administrator



14. admissions clerk



15. dietician



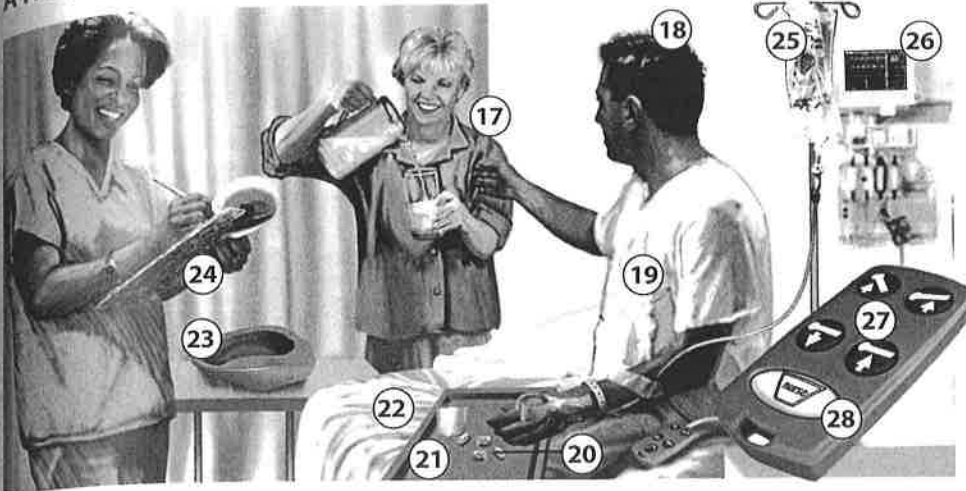
16. orderly

More vocabulary

Gynecologists examine and treat women.
Nurse practitioners can give medical exams.
Nurse midwives deliver babies.

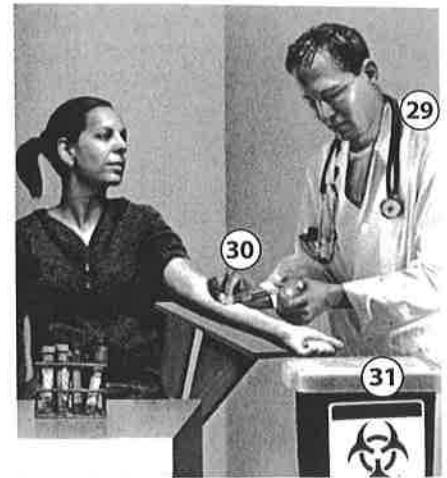
Chiropractors move the spine to improve health.
Orthopedists treat bone and joint problems.

A Hospital Room



- 17. volunteer
- 18. patient
- 19. hospital gown
- 20. medication
- 21. bed table
- 22. hospital bed
- 23. bed pan
- 24. medical chart
- 25. IV (intravenous drip)
- 26. vital signs monitor
- 27. bed control
- 28. call button

Lab



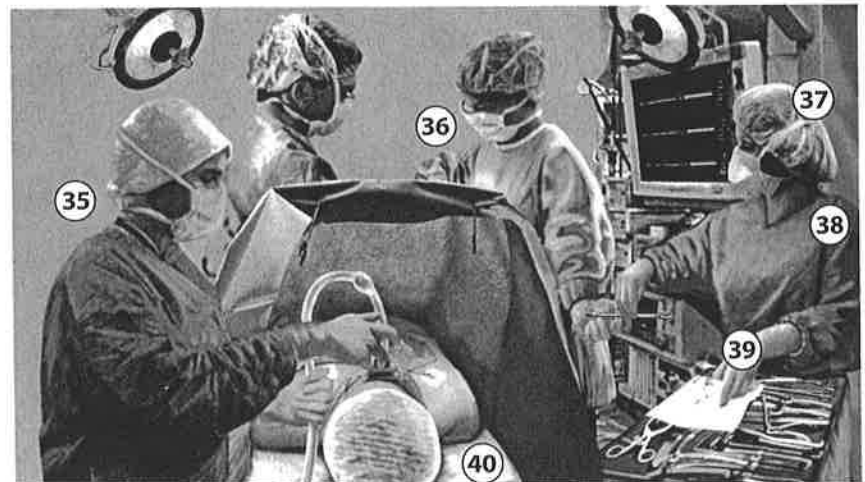
- 29. phlebotomist
- 30. blood work / blood test
- 31. medical waste disposal

Emergency Room Entrance



- 32. emergency medical technician (EMT)
- 33. stretcher / gurney
- 34. ambulance

Operating Room



- 35. anesthesiologist
- 36. surgeon
- 37. surgical cap
- 38. surgical gown
- 39. surgical gloves
- 40. operating table

Dictate to your partner. Take turns.

A: Write this sentence. She's a volunteer.

B: She's a what?


A: Volunteer. That's v-o-l-u-n-t-e-e-r.

Role play. Ask about a doctor.

A: I need to find a good surgeon.

B: Dr. Jones is a great surgeon. You should call him.

A: I will! Please give me his number.



1. low-cost exam

3. booth

5. aerobic exercise

7. sugar-free

A. check ... pulse


2. acupuncture

4. yoga

6. demonstration

8. nutrition label

B. give a lecture



Look at the picture.
What do you see?

Answer the questions.

1. How many different booths are there at the health fair?
2. What kinds of exams and treatments can you get at the fair?
3. What kinds of lectures and demonstrations are there?
4. How much is an acupuncture treatment? a medical screening?

 **Read the story.**

A Health Fair

Once a month the Fadool Health Clinic has a health fair. You can get a low-cost medical exam at one booth. The nurses check your blood pressure and check your pulse. At another booth you can get a free eye exam. And an acupuncture treatment is only \$5.00.

You can learn a lot at the fair. This month a doctor is giving a lecture on nutrition labels. There is also a demonstration on sugar-free cooking. You can learn to do aerobic exercise and yoga, too.

Do you want to get healthy and stay healthy? Then come to the Fadool Clinic Health Fair!

Think about it.

1. Which booths at this fair look interesting to you? Why?
2. Do you read nutrition labels? Why or why not?