

MONOLINGUAL

OXFORD PICTURE DICTIONARY

SECOND EDITION



Jayme Adelson-Goldstein
Norma Shapiro

OXFORD
UNIVERSITY PRESS

198 Madison Avenue
New York, NY 10016 USA

Great Clarendon Street, Oxford ox2 6DP UK

Oxford University Press is a department of the University of Oxford.

It furthers the University's objective of excellence in research, scholarship,
and education by publishing worldwide in

Oxford New York

Auckland Cape Town Dar es Salaam Hong Kong Karachi
Kuala Lumpur Madrid Melbourne Mexico City Nairobi
New Delhi Shanghai Taipei Toronto

With offices in

Argentina Austria Brazil Chile Czech Republic France Greece
Guatemala Hungary Italy Japan Poland Portugal Singapore
South Korea Switzerland Thailand Turkey Ukraine Vietnam

OXFORD and OXFORD ENGLISH are registered trademarks of
Oxford University Press.

© Oxford University Press 2008

Library of Congress Cataloging-in-Publication Data

Adelson-Goldstein, Jayme.

The Oxford picture dictionary. Monolingual /
Jayme Adelson-Goldstein and Norma Shapiro. - 2nd ed.
p. cm.

Includes index.

ISBN: 978-0-19-436976-3

1. Picture dictionaries, English. 2. English
language--Textbooks for foreign speakers.

I. Shapiro, Norma. II. Title.

PE1629.S52 2008

423'.1--dc22

2007041017

Database right Oxford University Press (maker)

All rights reserved. No part of this publication may be reproduced,
stored in a retrieval system, or transmitted, in any form or by any means,
without the prior permission in writing of Oxford University Press (with
the sole exception of photocopying carried out under the conditions stated
in the paragraph headed "Photocopying"), or as expressly permitted by law, or
under terms agreed with the appropriate copyright clearance organization.
Enquiries concerning reproduction outside the scope of the above should
be sent to the ELT Rights Department, Oxford University Press, at the
address above. You must not circulate this book in any other binding or cover
and you must impose this same condition on any acquirer.

Photocopying

The Publisher grants permission for the photocopying of those pages marked
"photocopiable" according to the following conditions. Individual purchasers
may make copies for their own use or for use by classes that they teach.
School purchasers may make copies for use by staff and students, but this
permission does not extend to additional schools or branches.

Under no circumstances may any part of this book be photocopied for resale.

Any websites referred to in this publication are in the public domain and
their addresses are provided by Oxford University Press for information only.
Oxford University Press disclaims any responsibility for the content.

Executive Publishing Manager: Stephanie Karras

Managing Editor: Sharon Sargent

Development Editors: Glenn Mathes II, Bruce Myint, Katie La Storia

Associate Development Editors: Olga Christopoulos, Hannah Ryu

Design Manager: Maj-Britt Hagsted

Project Manager: Allison Harm

Senior Designers: Stacy Merlin, Michael Steinhofner

Designer: Jaclyn Smith

Senior Production Artist: Julie Armstrong

Production Layout Artist: Colleen Ho

Cover Design: Stacy Merlin

Senior Image Editor: Justine Eun

Image Editors: Robin Fadool, Fran Newman, Jenny Vainisi

Manufacturing Manager: Shanta Persaud

Manufacturing Controller: Eve Wong

ISBN: 978 0 19 436976 3

Printed in China

10 9 8 7

This book is printed on paper from certified and well-managed sources.

The OPD team thanks the following artists for their storyboarding and sketches:

Cecilia Aranovich, Chris Brandt, Giacomo Ghiazza, Gary Goldstein, Gordan Klju
Vincent Lucido, and Glenn Urieta

Illustrations by: Lori Anzalone: 13, 70-71, 76-77; Joe "Fearless" Arenella/Will Sump
178; Argosy Publishing: 66-67 (call-outs), 98-99, 108-109, 112-113 (call-outs), 152,
193, 194-195, 196, 197, 205; Barbara Bastian: 4, 15, 17, 20-21, 162 (map), 198, 21
(map), 220-221; Philip Batini/AA Reps: 50; Thomas Bayley/Sparks Literary Agency
158-159; Sally Bensussen: 211, 214; Annie Bissett: 112; Peter Bollinger/Shannon
Associates: 14-15; Higgens Bond/Anita Crien: 226; Molly Borman-Pullman: 116,
117; Jim Fanning/Ravenhill Represents: 80-81; Mike Gardner: 10, 12, 17, 22, 132,
114-115, 142-143, 174, 219, 228-229; Garth Glazier/AA Reps: 106, 118-119; Denni
Godfrey/Mike Wepplo: 204; Steve Graham: 124-125, 224; Graphic Map & Chart C
200-201, 202-203; Julia Green/Mendola Art: 225; Glenn Gustafson: 9, 27, 48, 76,
100, 101, 117, 132, 133, 136, 155, 161, 179, 196; Barbara Harmon: 212-213, 215;)
Hasler/NB Illustration: 94-95, 101, 148-149, 172, 182, 186-187; Betsy Hayes: 134,
138-139; Matthew Holmes: 75; Stewart Holmes/Illustration Ltd.: 192; Janos Jantr
Beehive Illustration: 5, 13, 82-83, 122-123, 130-131, 146-147, 164-165, 184, 185; k
Joudrey/Munro Campagna: 52, 68-69, 177, 208-209; Bob Kaganich/Deborah Wolf
10, 40-41, 121; Steve Karp: 230, 231; Mike Kasun/Munro Campagna: 218; Grah
Kennedy: 27; Marcel Laverdet/AA Reps: 23; Jeffrey Lindberg: 33, 42-43, 92-93, 13
160-161, 170-171, 176; Dennis Lyall/Artworks: 198; Chris Lyons/Lindgren & Smil
173, 191; Alan Male/Artworks: 210, 211; Jeff Mangiat/Mendola Art: 53, 54, 55, 56
58, 59, 66-67; Adrian Mateescu/The Studio: 188-189, 232-233; Karen Minot: 28-2
216-217; Daniel O'Leary/Illustration Ltd.: 8-9, 26, 34-35, 78, 135, 136-137, 238; Vi
Ortiz-Dillon: 16, 20-21, 60, 98-99, 100, 211; Terry Pazcko: 46-47, 144-145, 152, 18
227; David Preiss/Munro Campagna: 5; Pronk & Associates: 192-193; Tony Randa
AA Reps: 156, 234-235; Mike Renwick/Creative Eye: 126-127; Mark Riedy/Scott H
Associates: 48-49, 79, 140, 153; Jon Rogers/AA Reps: 112; Jeff Sanson/Schumann
Co.: 84-85, 240-241; David Schweitzer/Munro Campagna: 162-163; Ben Shannon
Magnet Reps: 11, 64-65, 90, 91, 96, 97, 166-167, 168-169, 179, 239; Reed Sprunge
Jae Wagoner Artists Rep.: 18-19, 232-233; Studio Liddell/AA Reps: 27; Angelo Till
108-109; Ralph Voltz/Deborah Wolfe: 50-51, 128-129, 141, 154, 175, 236-237;
Jeff Wack/Mendola Art: 24, 25, 86-87, 102-103, 134-135, 231; Brad Walker: 104-11
150-151, 157, 206-207; Wendy Wassink: 110-111; John White/The Neis Group: 1
Eric Wilkerson: 32, 138; Simon Williams/Illustration Ltd.: 2-3, 6-7, 30-31, 36, 38-
44-45, 72-73; Lee Woodgate/Eye Candy Illustration: 222-223; Andy Zito: 62-23; C
Zuckerman: 14, 88-89, 112-113, 120-121, 194-195.

Chapter icons designed by Von Glitschka/Scott Hull Associates

Cover Art by CUBE/Illustration Ltd (hummingbird, branch); Paul Mirocha/The Wi
Group (cherry); Mark Riedy/Scott Hull Associates (stamp); 9 Surf Studios (letteri

Studio photography for Oxford University Press done by Dennis Kitchen Studio:
61, 72, 73, 74, 75, 95, 96, 100, 180, 181, 183, 226.

Stock Photography: Age FotoStock: 238 (flute; clarinet; bassoon; saxophone; violin;
bass; guitar; trombone; trumpet; xylophone; harmonica); Comstock, 61 (window,
Morales, 221 (bat); Franco Pizzochero, 98 (cashmere); Thinkstock, 61 (sink); Alam;
Corbis, 61 (table); Gary Crabbe, 220 (park ranger); The Associated Press: 198 (stri
soldiers in trench); Joe Rosenthal, 198 (Iwo Jima); Neil Armstrong, 198 (Buzz Aldri
on Moon); CORBIS: Philip Gould, 198 (Civil War); Photo Library, 220 (Yosemite Fal
Danita Delimont; Greg Johnston, 220 (snorkeling); Jamie & Judy Wild, 220 (El Cap
Getty Images: 198 (Martin Luther King, Jr.); Amama Images, 61 (soapy plates), The
Granger Collection: 198 (Jazz Age); The Image Works: Kelly Spranger, 220 (sea tur
Imagine: 238 (oboe; tuba; French horn; piano; drums; tambourine; accordion);
istockphoto: 61 (oven), 98 (silk), 99 (suede; lace; velvet); Jupiter Images: 61 (tiles);
(wool); 99 (corduroy); Foodpix, 98 (linen); Rob Melnychuk/Brand X Pictures, 61 (gl
shower door); Jupiter Unlimited: 220 (seagulls); 238 (electric keyboard); Comstock
(denim); Mary Evans Picture Library: 198 (women in factory); NPS Photo: Peter Jone
(Carlsbad Cavern entrance; tour; cavern; spelunker); OceanwideImages.com: Gary
220 (coral); Photo Edit, Inc: David Young-Wolff, 220 (trail); Picture History: 198 (Hi
Rhodes); Robertstock: 198 (Great Depression); Punchstock: 98 (t-shirt), Robert Glu
31 (Monument Valley); Roland Corporation: 238 (organ); SuperStock: 99 (leather);
(Daniel Boone); Shutterstock: Marek Szumlas, 94 (watch); United States Mint: 126
Veer: Brand X Pictures, 220 (deer); Photodisc, 220 (black bear); Yankee Fleet, Inc.:
(Fort Jefferson); Yankee Freedom Ferry, Emil von Maltitz/Lime Photo, 37 (baby cat



This second edition of
the Oxford Picture Dictionary
is lovingly dedicated to
the memory of Norma Shapiro.

Her ideas, her pictures, and
her stories continue to teach,
inspire, and delight.

Table of Contents

Introductionix-xi
------------------------	--------



1. Everyday Language

Meeting and Greeting 2-3
Personal Information 4
School 5
A Classroom 6-7
Studying 8-9
Succeeding in School 10
A Day at School 11
Everyday Conversation 12
Weather 13
The Telephone 14-15
Numbers 16
Measurements 17
Time 18-19
The Calendar 20-21
Calendar Events 22
Describing Things 23
Colors 24
Prepositions 25
Money 26
Shopping 27
Same and Different 28-29



2. People

Adults and Children 30-31
Describing People 32
Describing Hair 33
Families 34-35
Childcare and Parenting 36-37
Daily Routines 38-39
Life Events and Documents 40-41
Feelings 42-43
A Family Reunion 44-45




3. Housing

The Home 46-47
Finding a Home 48-49
Apartments 50-51
Different Places to Live 52
A House and Yard 53
A Kitchen 54
A Dining Area 55
A Living Room 56
A Bathroom 57
A Bedroom 58
The Kids' Bedroom 59
Housework 60
Cleaning Supplies 61
Household Problems and Repairs 62-63
The Tenant Meeting 64-65



Meeting and Greeting

- A. Say, "Hello."
- B. Ask, "How are you?"
- C. Introduce yourself.
- D. Smile.
- E. Hug.
- F. Wave.




Tell your partner what to do. Take turns.

- 1. Say, "Hello."
- 2. Bow.
- 3. Smile.
- 4. Shake hands.
- 5. Wave.
- 6. Say, "Goodbye."

Dictate to your partner. Take turns.

- A: Write *smile*.
- B: Is it spelled *s-m-i-l-e*?
- A: Yes, that's right.



- G. Greet people.
- H. Bow.
- I. Introduce a friend.
- J. Shake hands.
- K. Kiss.
- L. Say, "Goodbye."

Ways to greet people

Good morning.
 Good afternoon.
 Good evening.

Ways to introduce yourself

I'm Tom.
 My name is Tom.

Pair practice. Make new conversations.


A: Good morning. My name is Tom.
 B: Nice to meet you, Tom. I'm Sara.
 A: Nice to meet you, Sara.



Personal Information



A. Say your name.



B. Spell your name.


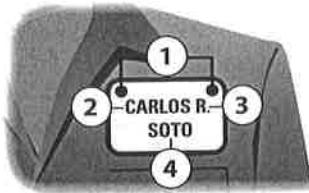


C. Print your name.



D. Sign your name.

Filling Out a Form



School Registration Form

1. name:

2. first name 3. middle initial 4. last name 5. address 6. apartment number

7. city 8. state 9. ZIP code 10. area code 11. phone number

12. cell phone number 13. date of birth (DOB) 14. place of birth

15. Social Security number 16. sex: 17. male 18. female 19. signature


Pair practice. Make new conversations.

A: My first name is Carlos.
B: Please spell Carlos for me.
A: C-a-r-l-o-s

Ask your classmates. Share the answers.

1. Do you like your first name?
2. Is your last name from your mother? father? husband?
3. What is your middle name?

Campus



1. quad
2. field
3. bleachers
4. principal
5. assistant principal

Administrators



6. counselor
7. classroom
8. teacher
9. restrooms

Around Campus



10. hallway
11. locker
12. main office
13. clerk



14. cafeteria
15. computer lab
16. teacher's aide



17. library
18. auditorium
19. gym



20. coach
21. track

More vocabulary


Students do not pay to go to a **public** school.
 Students pay to go to a **private** school.
 A church, mosque, or temple school is a **parochial** school.

Grammar Point: contractions of the verb be

He + is = He's	<i>He's a teacher.</i>
She + is = She's	<i>She's a counselor.</i>
They + are = They're	<i>They're students.</i>



A Classroom



1. chalkboard

3. whiteboard

5. student

7. desk

2. screen

4. teacher / instructor

6. LCD projector

8. headphones



A. Raise your hand.



B. Talk to the teacher.



C. Listen to a CD.



D. Stand up.



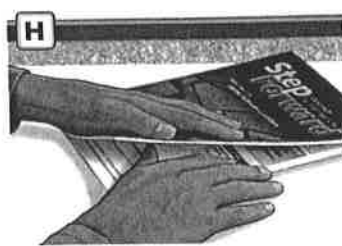
E. Write on the board.



F. Sit down. / Take a seat.



G. Open your book.



H. Close your book.



I. Pick up the pencil.



J. Put down the pencil.



A B C D E F G H I J K L M N O P Q R S T U V W X Y Z 13



9. clock

11. chair

13. alphabet

15. computer

10. bookcase

12. map

14. bulletin board

16. overhead projector



17. dry erase marker

21. (pencil) eraser

25. textbook

29. spiral notebook

18. chalk

22. pen

26. workbook

30. dictionary

19. eraser

23. pencil sharpener

27. 3-ring binder / notebook

31. picture dictionary

20. pencil

24. marker

28. notebook paper

Look at the picture.

Describe the classroom.

A: There's a chalkboard.

B: There are fifteen students.


Ask your classmates. Share the answers.

1. Do you like to raise your hand in class?
2. Do you like to listen to CDs in class?
3. Do you ever talk to the teacher?



Studying

Learning New Words



A. Look up the word.



B. Read the definition.




C. Translate the word.



D. Check the pronunciation.




E. Copy the word.



F. Draw a picture.

Working with Your Classmates



G. Discuss a problem.



H. Brainstorm solutions / answers.




I. Work in a group.



J. Help a classmate.

Working with a Partner



K. Ask a question.



L. Answer a question.



M. Share a book.



N. Dictate a sentence.



Following Directions

O

Read a book.

O. Fill in the blank.

R

pen
pencil
book
chalk
marker

R. Cross out the word.

U

Check the box next to each action.

- | | |
|---|---|
| <input checked="" type="checkbox"/> stand | <input checked="" type="checkbox"/> sit |
| <input type="checkbox"/> pen | <input type="checkbox"/> write |
| <input type="checkbox"/> paper | <input type="checkbox"/> book |

U. Check the correct boxes.

V



book

V. Label the picture.

W

- | | |
|----------|--------------|
| 1. enp | <u>pen</u> |
| 2. rappe | <u>paper</u> |
| 3. okob | <u>book</u> |

W. Unscramble the words.

X


- | | |
|----------|-------------------|
| <u>4</u> | Close the book. |
| <u>1</u> | Pick up the book. |
| <u>2</u> | Open the book. |
| <u>3</u> | Read the book. |

X. Put the sentences in order.

P

5. How much is the book?

- a. \$99.99
- b. \$9.99
- c. \$0.99



P. Choose the correct answer.

Q

Read the

book.

pencil.

Q. Circle the answer.

S

Underline the action.

- 1. Open the book.
- 2. Close the book.
- 3. Give me the book.

S. Underline the word.

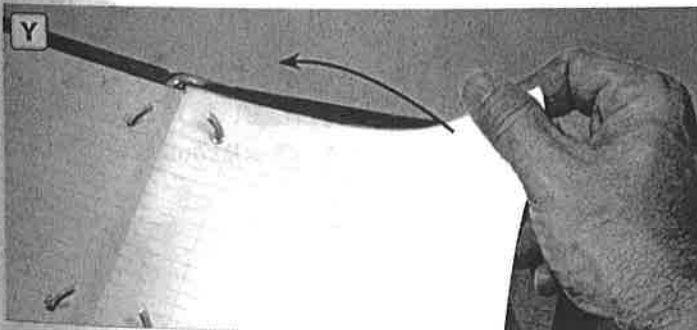
T

- 1. read
- 2. write
- 3. sit

- ___ a. pencil
- ___ b. chair
- 1 c. book

T. Match the items.

Y



Y. Take out a piece of paper.

Z



Z. Put away your books.

Ask your classmates. Share the answers.

- 1. Do you like to work in a group?
- 2. Do you ever share a book?
- 3. Do you like to answer questions?

Think about it. Discuss.

- 1. How can classmates help each other?
- 2. Why is it important to ask questions in class?
- 3. How can students check their pronunciation? Explain.



Succeeding in School

Ways to Succeed



A. Set goals.



B. Participate in class.



C. Take notes.



D. Study at home.




E. Pass a test.



F. Ask for help.



G. Make progress.

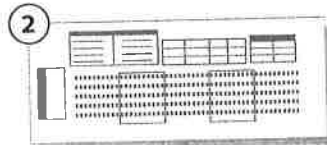


H. Get good grades.

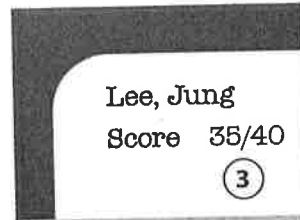
Taking a Test



1. test booklet



2. answer sheet



3. score

4	A	90%-100%	Outstanding
	B	80%-89%	Very good
	C	70%-79%	Satisfactory
	D	60%-69%	Barely passing
	F	0%-59%	Fail


4. grades



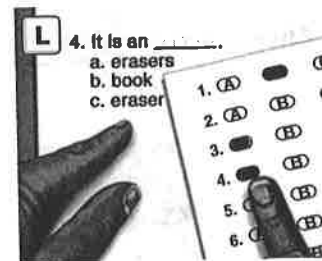
I. Clear off your desk.



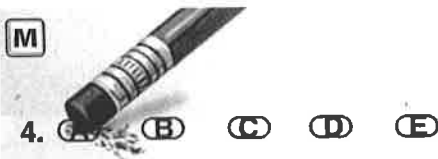
J. Work on your own.



K. Bubble in the answer.



L. Check your work.



M. Erase the mistake.



N. Correct the mistake.




O. Hand in your test.




- A. Enter the room.
- B. Turn on the lights.
- C. Walk to class.
- D. Run to class.



- E. Lift / Pick up the books.
- F. Carry the books.
- G. Deliver the books.



- H. Take a break.
- I. Eat.
- J. Drink.
- K. Buy a snack.
- L. Have a conversation.



- M. Go back to class.
- N. Throw away trash.
- O. Leave the room.
- P. Turn off the lights.

Grammar Point: present continuous

Use **be + verb + ing**

He **is walking**. They **are entering**.

Note: He **is running**. They **are leaving**.

Look at the pictures.

Describe what is happening.

A: They **are entering the room**.

B: He **is walking**.



Everyday Conversation

A. start a conversation


B. make small talk



C. compliment someone

D. offer something

E. thank someone



F. apologize

G. accept an apology

H. invite someone

I. accept an invitation

J. decline an invitation




K. agree

L. disagree

M. explain something

N. check your understanding



More vocabulary

request: to ask for something


accept a compliment: to thank someone for a compliment

Pair practice. Follow the directions.

1. Start a conversation with your partner.
2. Make small talk with your partner.
3. Compliment each other.

Temperature

1. Fahrenheit
2. Celsius
3. hot
4. warm
5. cool
6. cold
7. freezing
8. degrees



A Weather Map



- | | |
|------------------|-------------|
| 9. sunny / clear | 11. raining |
| 10. cloudy | 12. snowing |

Weather Conditions



- | | | | |
|---------------|------------------|----------------|--------------------------|
| 13. heat wave | 16. thunderstorm | 19. dust storm | 22. icy |
| 14. smoggy | 17. lightning | 20. foggy | 23. snowstorm / blizzard |
| 15. humid | 18. windy | 21. hailstorm | |

Ways to talk about the weather

It's sunny in Dallas.
 What's the temperature?
 It's 108. They're having a heat wave.


Pair practice. Make new conversations.

A: What's the weather like in Chicago?
 B: It's raining and it's cold. It's 30 degrees.



The Telephone

PARTS OF A PHONE



1. receiver / handset

2. cord

3. phone jack

4. phone line

5. key pad

6. star key

7. pound key

8. cellular phone

9. antenna

10. charger

11. strong signal

12. weak signal



13. headset



14. wireless headset



15. calling card

16. access number



17. answering machine

18. voice message

19. text message



20. Internet phone call



21. operator



22. directory assistance



23. automated phone system



24. cordless phone



25. pay phone



26. TDD*



27. smart phone

Reading a Phone Bill

28. phone bill

29. area code

30. phone number

31. local call

Page 1 of 2

rtr Your Phone Company Statement
October 8-November 8, 2010

Customer ID 505-555-6090
Linda Lopez
1212 Marble Lane
Roswell, NM 88203

LOCAL CALLS

DATE	NUMBER CALLED	TIME	RATE
OCT 12	505-555-2346	2:15 p.m.	day
OCT 17	505-555-7890	7:30 p.m.	night
NOV 1	505-555-6176	7:00 a.m.	day
NOV 8	505-555-7890	6:30 p.m.	night

rtr

Customer ID 505-555-6090
Linda Lopez

LONG DISTANCE CALLS

DATE	NUMBER CALLED	WHERE	TIME	RATE
OCT 10	212-555-1234	New York, NY	3:00 p.m.	day
OCT 31	415-555-8874	Marin, CA	9:45 p.m.	eve

INTERNATIONAL CALLS

OCT 30	56-2-555-1394	Chile		
OCT 30	81-3-555-2086	Japan		

32. long distance call

33. country code

34. city code

35. international call

Making a Phone Call




A



B



C



D

Dial the phone number.

B. Press "send".

C. Talk on the phone.


D. Hang up. / Press "end".

23 For customer service, press 1.

Making an Emergency Call



Dial 911.



F

This is Roy Chu.

F. Give your name.



G

There's a fire on 5th and Oak.

G. State the emergency.



H

Please stay on the line.

H. Stay on the line.



Cardinal Numbers


0 zero	20 twenty
1 one	21 twenty-one
2 two	22 twenty-two
3 three	23 twenty-three
4 four	24 twenty-four
5 five	25 twenty-five
6 six	30 thirty
7 seven	40 forty
8 eight	50 fifty
9 nine	60 sixty
10 ten	70 seventy
11 eleven	80 eighty
12 twelve	90 ninety
13 thirteen	100 one hundred
14 fourteen	101 one hundred one
15 fifteen	1,000 one thousand
16 sixteen	10,000 ten thousand
17 seventeen	100,000 one hundred thousand
18 eighteen	1,000,000 one million
19 nineteen	1,000,000,000 one billion

Ordinal Numbers

1st first	16th sixteenth
2nd second	17th seventeenth
3rd third	18th eighteenth
4th fourth	19th nineteenth
5th fifth	20th twentieth
6th sixth	21st twenty-first
7th seventh	30th thirtieth
8th eighth	40th fortieth
9th ninth	50th fiftieth
10th tenth	60th sixtieth
11th eleventh	70th seventieth
12th twelfth	80th eightieth
13th thirteenth	90th ninetieth
14th fourteenth	100th one hundredth
15th fifteenth	1,000th one thousandth


Roman Numerals

I = 1	VII = 7	XXX = 30
II = 2	VIII = 8	XL = 40
III = 3	IX = 9	L = 50
IV = 4	X = 10	C = 100
V = 5	XV = 15	D = 500
VI = 6	XX = 20	M = 1,000





A. divide



B. calculate



C. measure

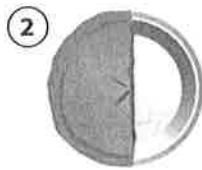


D. convert

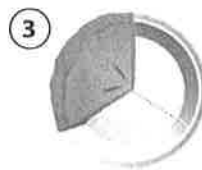
Fractions and Decimals



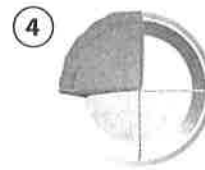
1. one whole
 $1 = 1.00$



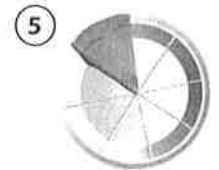
2. one half
 $1/2 = .5$



3. one third
 $1/3 = .333$



4. one fourth
 $1/4 = .25$



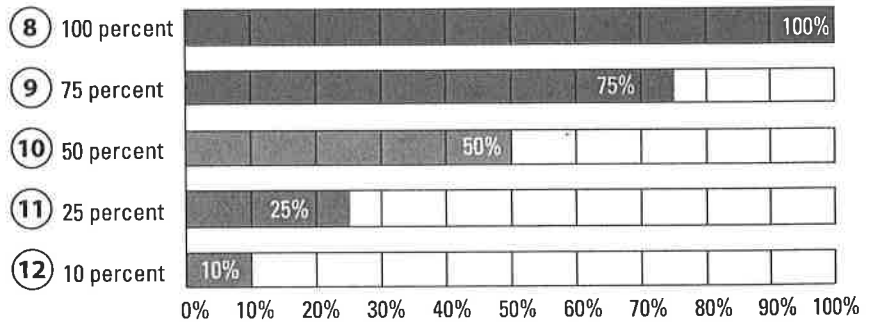
5. one eighth
 $1/8 = .125$

Percents




6. calculator

7. decimal point



Measurement

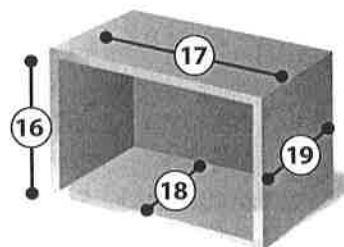


13. ruler

15. inch [in.]

14. centimeter [cm]

Dimensions



16. height

18. depth

17. length

19. width

Equivalencies

12 inches = 1 foot

3 feet = 1 yard

1,760 yards = 1 mile

1 inch = 2.54 centimeters


1 yard = .91 meters

1 mile = 1.6 kilometers

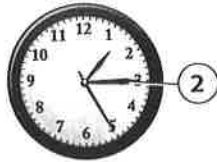


Time


Telling Time



1. hour




2. minutes



3. seconds



4. a.m.



5. p.m.



6. 1:00
one o'clock



7. 1:05
one-oh-five
five after one



8. 1:10
one-ten
ten after one



9. 1:15
one-fifteen
a quarter after one



10. 1:20
one-twenty
twenty after one



11. 1:30
one-thirty
half past one



12. 1:40
one-forty
twenty to two



13. 1:45
one-forty-five
a quarter to two

Times of Day



14. sunrise



15. morning



16. noon



17. afternoon



18. sunset



19. evening



20. night



21. midnight

Ways to talk about time

I wake up at 6:30 a.m.

I wake up at 6:30 in the morning.

I wake up at 6:30.

Pair practice. Make new conversations.

A: What time do you wake up on weekdays?

B: At 6:30 a.m. How about you?

A: I wake up at 7:00.



SCHEDULED STOPS	TO UNIVERSITY CENTER
Oak Street	9:00 AM
Tramont Street	9:05
Canyon Blvd.	9:10
Briargate Blvd.	9:20
Pierceton Drive	9:28 AM
Columbus Blvd.	9:35 AM




22. early



23. on time



24. late

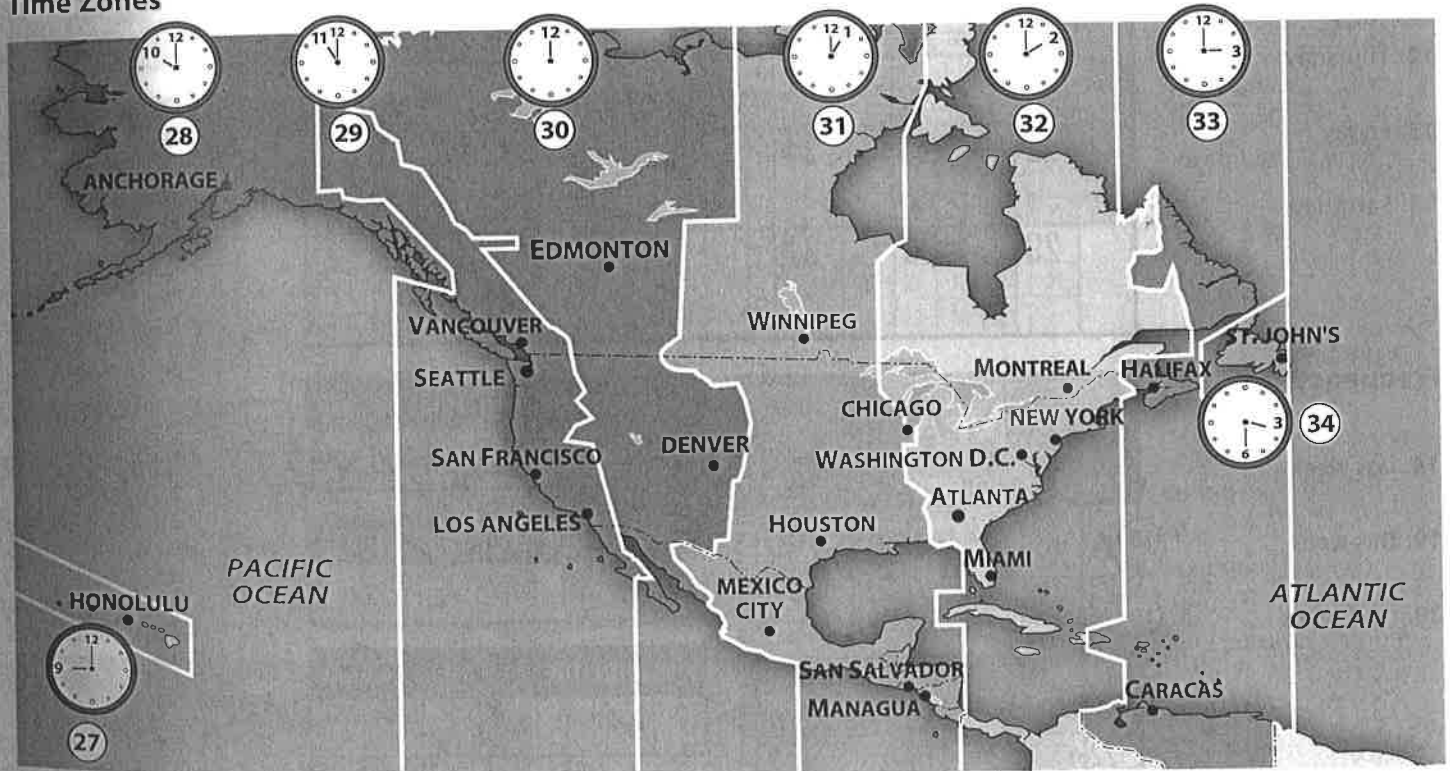


25. daylight saving time



26. standard time

Time Zones



27. Hawaii-Aleutian time

29. Pacific time

31. Central time

33. Atlantic time

28. Alaska time

30. Mountain time

32. Eastern time

34. Newfoundland time

Ask your classmates. Share the answers.

1. When do you watch television? study? relax?
2. Do you like to stay up after midnight?
3. Do you like to wake up late on weekends?


Think about it. Discuss.

1. What is your favorite time of day? Why?
2. Do you think daylight saving time is a good idea? Why or why not?



The Calendar

- 1. date
- 2. day
- 3. month
- 4. year



- 5. today
- 6. tomorrow
- 7. yesterday

Days of the Week

- 8. Sunday
- 9. Monday
- 10. Tuesday
- 11. Wednesday
- 12. Thursday
- 13. Friday
- 14. Saturday

MAY						
8	9	10	11	12	13	14
SUN	MON	TUE	WED	THU	FRI	SAT
1	2	3	4	5	6	7
8	9	10	11	12	13	14
15	16	17	18	19	20	21
22	23	24	25	26	27	28
29	30	31				

- 15. week
- 16. weekdays
- 17. weekend

Frequency

- 18. last week
- 19. this week
- 20. next week

MAY						
SUN	MON	TUE	WED	THU	FRI	SAT
18 X	1 X	2 X	3 X	4 X	5 X	6 X
7	8	9	10	11	12	13
14	15	16	17	18	19	20
21	22	23	24	25	26	27
28						

SUN	MON	TUE	WED	THU	FRI	SAT
✓	✓	✓	✓	✓	✓	✓

21. every day / daily

SUN	MON	TUE	WED	THU	FRI	SAT
	✓					

22. once a week

SUN	MON	TUE	WED	THU	FRI	SAT
	✓		✓			

23. twice a week

SUN	MON	TUE	WED	THU	FRI	SAT
	✓	✓		✓		

24. three times a week

Ways to say the date

Today is May 10th. It's the tenth.

Yesterday was May 9th.

The party is on May 21st.

Pair practice. Make new conversations.

A: The test is on Friday, June 14th.

B: Did you say Friday, the fourteenth?

A: Yes, the fourteenth.



25 JAN

SUN	MON	TUE	WED	THU	FRI	SAT
					1	2
				7	8	9
3	4	5	6	14	15	16
10	11	12	13	20	21	22
17	18	19	20	27	28	29
24 31	25	26	27	28	29	30

26 FEB

SUN	MON	TUE	WED	THU	FRI	SAT
	1	2	3	4	5	6
7	8	9	10	11	12	13
14	15	16	17	18	19	20
21	22	23	24	25	26	27
28						

27 MAR

SUN	MON	TUE	WED	THU	FRI	SAT
	1	2	3	4	5	6
7	8	9	10	11	12	13
14	15	16	17	18	19	20
21	22	23	24	25	26	27
28	29	30	31			

28 APR

SUN	MON	TUE	WED	THU	FRI	SAT
				1	2	3
4	5	6	7	8	9	10
11	12	13	14	15	16	17
18	19	20	21	22	23	24
25	26	27	28	29	30	

29 MAY

SUN	MON	TUE	WED	THU	FRI	SAT
						1
2	3	4	5	6	7	8
9	10	11	12	13	14	15
16	17	18	19	20	21	22
23 30	24 31	25	26	27	28	29

30 JUN

SUN	MON	TUE	WED	THU	FRI	SAT
		1	2	3	4	5
6	7	8	9	10	11	12
13	14	15	16	17	18	19
20	21	22	23	24	25	26
27	28	29	30			

31 JUL

SUN	MON	TUE	WED	THU	FRI	SAT
				1	2	3
4	5	6	7	8	9	10
11	12	13	14	15	16	17
18	19	20	21	22	23	24
25	26	27	28	29	30	31

32 AUG

SUN	MON	TUE	WED	THU	FRI	SAT
1	2	3	4	5	6	7
8	9	10	11	12	13	14
15	16	17	18	19	20	21
22	23	24	25	26	27	28
29	30	31				

33 SEP

SUN	MON	TUE	WED	THU	FRI	SAT
			1	2	3	4
5	6	7	8	9	10	11
12	13	14	15	16	17	18
19	20	21	22	23	24	25
26	27	28	29	30		

34 OCT

SUN	MON	TUE	WED	THU	FRI	SAT
					1	2
3	4	5	6	7	8	9
10	11	12	13	14	15	16
17	18	19	20	21	22	23
24 31	25	26	27	28	29	30

35 NOV

SUN	MON	TUE	WED	THU	FRI	SAT
	1	2	3	4	5	6
7	8	9	10	11	12	13
14	15	16	17	18	19	20
21	22	23	24	25	26	27
28	29	30				

36 DEC

SUN	MON	TUE	WED	THU	FRI	SAT
			1	2	3	4
5	6	7	8	9	10	11
12	13	14	15	16	17	18
19	20	21	22	23	24	25
26	27	28	29	30	31	

Months of the Year

25. January

26. February

27. March

28. April

29. May

30. June

31. July

32. August

33. September

34. October

35. November

36. December

Seasons

37. spring

38. summer

39. fall / autumn

40. winter



Dictate to your partner. Take turns.

A: Write Monday.

B: Is it spelled M-o-n-d-a-y?

A: Yes, that's right.

Ask your classmates. Share the answers.

1. What is your favorite day of the week? Why?
2. What is your busiest day of the week? Why?
3. What is your favorite season of the year? Why?



Calendar Events



1. birthday



2. wedding



3. anniversary



4. appointment



5. parent-teacher conference



6. vacation



7. religious holiday



8. legal holiday

Legal Holidays



9. New Year's Day



10. Martin Luther King Jr. Day



11. Presidents' Day



12. Memorial Day



13. Fourth of July / Independence Day



14. Labor Day



15. Columbus Day



16. Veterans Day



17. Thanksgiving



18. Christmas

Pair practice. Make new conversations.

A: When is your birthday?

B: It's on January 31st. How about you?

A: It's on December 22nd.

Ask your classmates. Share the answers.

1. What are the legal holidays in your native country?

2. When is Labor Day in your native country?

3. When do you celebrate the New Year in your native country?



1. little hand



2. big hand



3. fast driver



4. slow driver



5. hard chair



6. soft chair



7. thick book




8. thin book



9. full glass



10. empty glass



11. noisy children / loud children



12. quiet children



13. heavy box



14. light box



15. same color



16. different colors



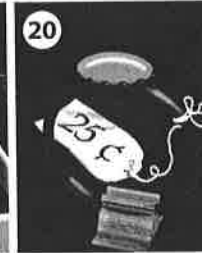
17. good dog



18. bad dog



19. expensive ring



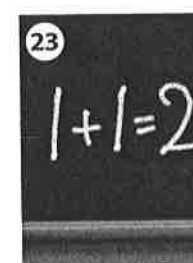
20. cheap ring



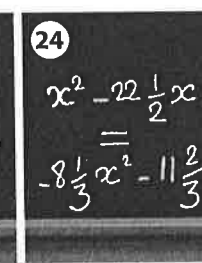
21. beautiful view



22. ugly view



23. easy problem



24. difficult problem / hard problem

Ask your classmates. Share the answers.

1. Are you a slow driver or a fast driver?
2. Do you prefer a hard bed or a soft bed?
3. Do you like loud parties or quiet parties?

Use the new words.

Look at page 150-151. Describe the things you see.

A: The street is hard.

B: The truck is heavy.



Basic Colors

- 1. red
- 2. yellow
- 3. blue
- 4. orange
- 5. green
- 6. purple
- 7. pink
- 8. violet
- 9. turquoise
- 10. dark blue
- 11. light blue
- 12. bright blue

Neutral Colors

- 13. black
- 14. white
- 15. gray
- 16. cream / ivory
- 17. brown
- 18. beige / tan

Ask your classmates. Share the answers.

1. What colors are you wearing today?
2. What colors do you like?
3. Is there a color you don't like? What is it?

Use the new words. Look at pages 86–87.

Take turns naming the colors you see.

A: His shirt is blue.

B: Her shoes are white.



1. The yellow sweaters are **on the left**.
2. The purple sweaters are **in the middle**.
3. The brown sweaters are **on the right**.
4. The red sweaters are **above** the blue sweaters.
5. The blue sweaters are **below** the red sweaters.
6. The turquoise sweater is **in** the box.
7. The white sweater is **in front of** the black sweater.
8. The black sweater is **behind** the white sweater.
9. The violet sweater is **next to** the gray sweater.
10. The gray sweater is **under** the orange sweater.
11. The orange sweater is **on** the gray sweater.
12. The green sweater is **between** the pink sweaters.

More vocabulary

near: in the same area
far from: not near

Role play. Make new conversations.

A: Excuse me. Where are the red sweaters?

B: They're on the left, above the blue sweaters.

A: Thanks very much.



Money

Coins



1. \$.01 = 1¢
a penny / 1 cent



2. \$.05 = 5¢
a nickel / 5 cents



3. \$.10 = 10¢
a dime / 10 cents



4. \$.25 = 25¢
a quarter / 25 cents



5. \$.50 = 50¢
a half dollar



6. \$1.00
a dollar coin

Bills



7. \$1.00
a dollar



8. \$5.00
five dollars



9. \$10.00
ten dollars




10. \$20.00
twenty dollars



11. \$50.00
fifty dollars



12. \$100.00
one hundred dollars



A. Get change.



B. Borrow money.

C. Lend money.



D. Pay back the money.

Pair practice. Make new conversations.

A: Do you have change for a dollar?

B: Sure. How about two quarters and five dimes?

A: Perfect!

Think about it. Discuss.

1. Is it a good idea to lend money to a friend? Why or why not?
2. Is it better to carry a dollar or four quarters? Why?
3. Do you prefer dollar coins or dollar bills? Why?



Ways to Pay



A. pay cash



B. use a credit card



C. use a debit card



D. write a (personal) check



E. use a gift card



F. cash a traveler's check



- 1. price tag
- 2. regular price
- 3. sale price
- 4. bar code
- 5. SKU number
- 6. receipt
- 7. price / cost
- 8. sales tax
- 9. total
- 10. cash register



G. buy / pay for



H. return



I. exchange



Same and Different



1. twins

3. matching

5. navy blue

A. shop

2. sweater

4. disappointed

6. happy

B. keep



Look at the pictures.
What do you see?

Answer the questions.

1. Who is the woman shopping for?
2. Does she buy matching sweaters or different sweaters?
3. How does Anya feel about her green sweater? What does she do?
4. What does Manda do with her sweater?

 **Read the story.**

Same and Different

Mrs. Kumar likes to shop for her twins. Today she's looking at sweaters. There are many different colors on sale. Mrs. Kumar chooses two matching green sweaters.

The next day, Manda and Anya open their gifts. Manda likes the green sweater, but Anya is disappointed. Mrs. Kumar understands the problem. Anya wants to be different.

Manda keeps her sweater. But Anya goes to the store. She exchanges her green sweater for a navy blue sweater. It's an easy answer to Anya's problem. Now the twins can be warm, happy, and different.

Think about it.

1. Do you like to shop for other people? Why or why not?
2. Imagine you are Anya. Would you keep the sweater or exchange it? Why?





Adults and Children

1. man
2. woman
3. women
4. men
5. senior citizen



Listen and point. Take turns.

A: Point to a woman.

B: Point to a senior citizen.

A: Point to an infant.

Dictate to your partner. Take turns.

A: Write woman.

B: Is that spelled w-o-m-a-n?

A: Yes, that's right, woman.



- 6. infant
- 7. baby
- 8. toddler
- 9. 6-year-old boy
- 10. 10-year-old girl
- 11. teenager / teen

Ways to talk about age

1 month – 3 months old = infant
 18 months – 3 years old = toddler
 3 years old – 12 years old = child

13 – 19 years old = teenager
 18+ years old = adult
 62+ years old = senior citizen

Pair practice. Make new conversations.

A: *How old is Sandra?*
 B: *She's thirteen years old.*
 A: *Wow, she's a teenager now!*



Describing People

Age

- 1. young
- 2. middle-aged
- 3. elderly



Height

- 4. tall
- 5. average height
- 6. short






Weight

- 7. heavy / fat
- 8. average weight
- 9. thin / slender

Disabilities

- 10. physically challenged
- 11. sight impaired / blind
- 12. hearing impaired / deaf



Appearance



13. attractive 14. cute



15. pregnant



16. mole



17. pierced ear

18. tattoo

Ways to describe people

He's a heavy, young man.
 She's a pregnant woman with a mole.
 He's sight impaired.

Use the new words. Look at pages 2-3.
 Describe the people and point. Take turns.

A: He's a tall, thin, middle-aged man.
 B: She's a short, average-weight young woman.



- | | | | | |
|-------------------------|------------------|----------------|----------------|----------------|
| 1. short hair | 6. beard | 11. curly hair | 16. black hair | 21. comb |
| 2. shoulder-length hair | 7. sideburns | 12. bald | 17. blond hair | 22. brush |
| 3. long hair | 8. bangs | 13. gray hair | 18. brown hair | 23. blow dryer |
| 4. part | 9. straight hair | 14. corn rows | 19. rollers | |
| 5. mustache | 10. wavy hair | 15. red hair | 20. scissors | |

Style Hair



A. cut hair



B. perm hair



C. set hair



D. color hair / dye hair

Ways to talk about hair

Describe hair in this order: length, style, and then color.
She has long, straight, brown hair.

Role play. Talk to a stylist.

A: I need a new hairstyle.


B: How about short and straight?

A: Great. Do you think I should dye it?



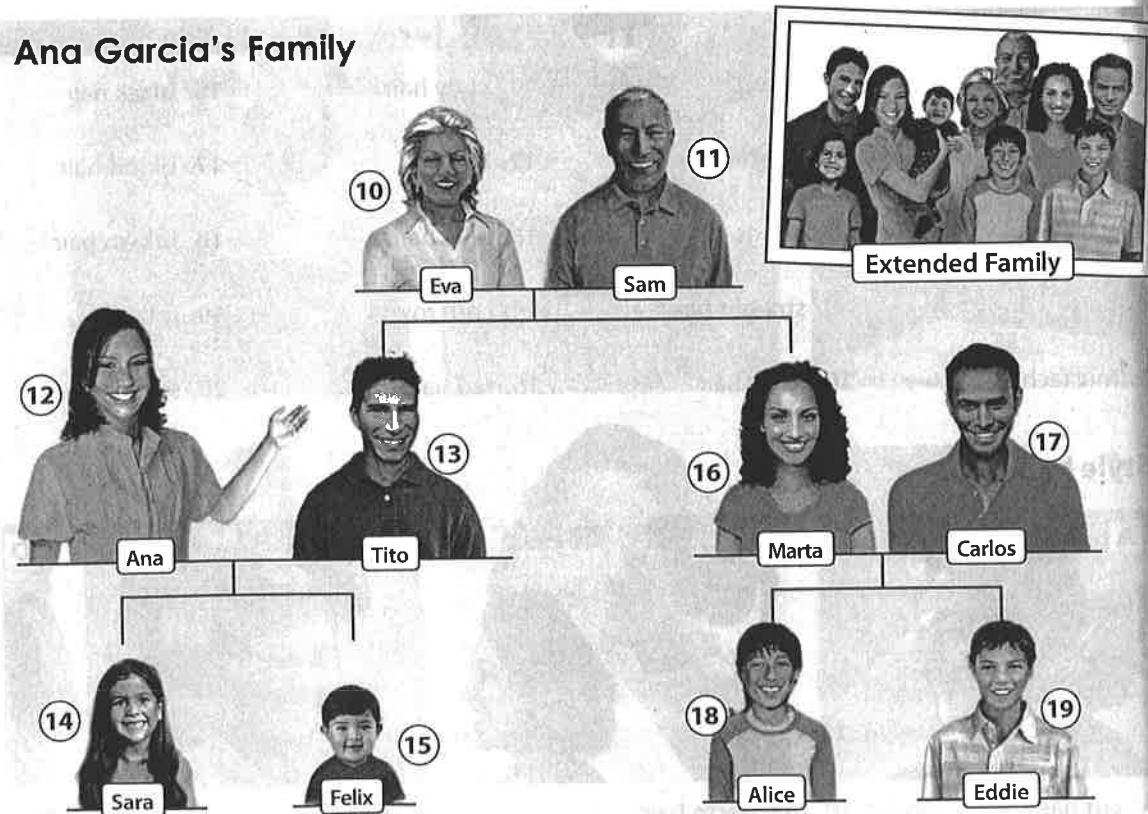
1. grandmother
2. grandfather
3. mother
4. father
5. sister
6. brother
7. aunt
8. uncle
9. cousin

Tim Lee's Family



10. mother-in-law
11. father-in-law
12. wife
13. husband
14. daughter
15. son
16. sister-in-law
17. brother-in-law
18. niece
19. nephew

Ana Garcia's Family



More vocabulary

Tim is Min and Lu's **grandson**.
Lily and Emily are Min and Lu's **granddaughters**.
Alex is Min's youngest **grandchild**.


Ana is Tito's **wife**.
Ana is Eva and Sam's **daughter-in-law**.
Carlos is Eva and Sam's **son-in-law**.



- 20. married couple
- 21. divorced couple
- 22. single mother
- 23. single father



Carol, Bruce, and Lisa



21



22




Lisa, Age 4



23

Lisa Green's Family



- 24. remarried
- 25. stepfather
- 26. stepmother
- 27. half sister
- 28. half brother
- 29. stepsister
- 30. stepbrother

More vocabulary

Bruce is Carol's former husband or ex-husband.
 Carol is Bruce's former wife or ex-wife.
 Lisa is the stepdaughter of both Rick and Sue.

Look at the pictures.

Name the people.

A: Who is Lisa's half sister?

B: Mary is. Who is Lisa's stepsister?



A. hold



B. nurse



C. feed



D. rock



E. undress



F. bathe



G. change a diaper




H. dress



I. comfort



J. praise



K. discipline



L. buckle up



M. play with



N. read to



O. sing a lullaby



P. kiss goodnight

Look at the pictures.

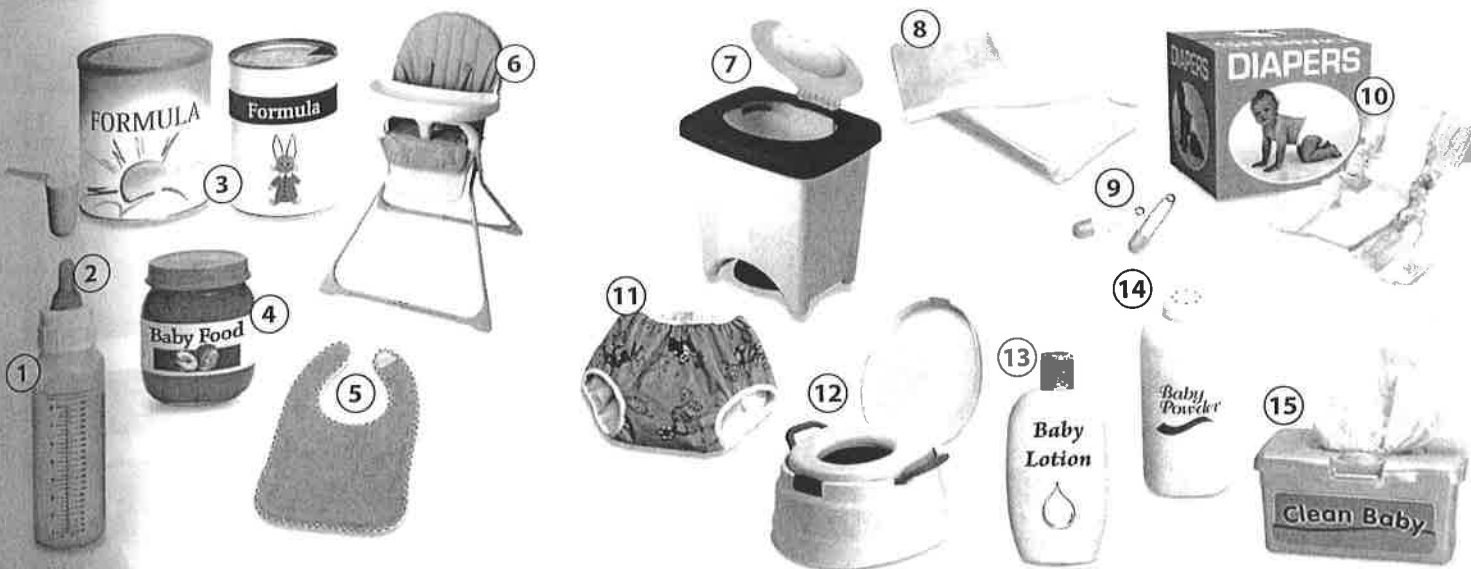
Describe what is happening.

A: She's changing her baby's diaper.

B: He's kissing his son goodnight.

Ask your classmates. Share the answers.

1. Do you like to take care of children?
2. Do you prefer to read to children or play with them?
3. Can you sing a lullaby? Which one?



- 1. bottle
- 2. nipple
- 3. formula
- 4. baby food

- 5. bib
- 6. high chair
- 7. diaper pail
- 8. cloth diaper


- 9. safety pins
- 10. disposable diaper
- 11. training pants
- 12. potty seat

- 13. baby lotion
- 14. baby powder
- 15. wipes



- 16. baby bag
- 17. baby carrier
- 18. stroller

- 19. car safety seat
- 20. carriage
- 21. rocking chair



- 22. nursery rhymes
- 23. teddy bear
- 24. pacifier

- 25. teething ring
- 26. rattle
- 27. night light

Dictate to your partner. Take turns.

- A: Write pacifier.
- B: Was that pacifier, p-a-c-i-f-i-e-r?
- A: Yes, that's right.

Think about it. Discuss.

- 1. How can parents discipline toddlers? teens?
- 2. What are some things you can say to praise a child?
- 3. Why are nursery rhymes important for young children?



Daily Routines


6:00 AM



6:30 AM



7:00 AM



7:30 AM



8:00 AM



10:00 AM



4:30 PM



5:00 PM



A. wake up

F. make lunch

J. go to class

B. get up

G. take the children to school / drop off the kids

K. work

C. take a shower

H. take the bus to school

L. go to the grocery store

D. get dressed

I. drive to work / go to work

M. pick up the kids

E. eat breakfast

N. leave work

Grammar Point: third person singular

For *he* and *she*, add *-s* or *-es* to the verb:

He wakes up.

He watches TV.

He gets up.

She goes to the store.

These verbs are different (irregular):

Be: She is in school at 10:00 a.m.

Have: He has dinner at 6:30 p.m.



O. clean the house

S. have dinner / eat dinner

W. check email

P. exercise

T. do homework

X. watch TV

Q. cook dinner / make dinner

U. relax

Y. go to bed

R. come home / get home

V. read the paper

Z. go to sleep

Pair practice. Make new conversations.

A: When does he go to work?

B: He goes to work at 8:00 a.m. When does she go to class?

A: She goes to class at 10:00 a.m.

Ask your classmates. Share the answers.

1. Who cooks dinner in your family?
2. Who goes to the grocery store?
3. Who goes to work?



A. be born



B. start school



C. immigrate



D. graduate



E. learn to drive




F. get a job



G. become a citizen



H. fall in love



1. birth certificate



2. Resident Alien card / green card



3. diploma



4. driver's license



5. Social Security card



6. Certificate of Naturalization

Grammar Point: past tense

start	} +ed	immigrate	retire	} +d
learn		graduate	die	
travel				

These verbs are different (irregular):


be – was	go – went	buy – bought
get – got	have – had	
become – became	fall – fell	



I. go to college



J. get engaged




7. college degree



K. get married



L. have a baby



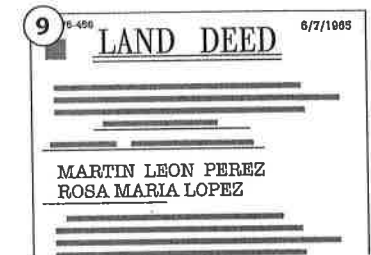
8. marriage license



M. buy a home



N. become a grandparent



9. deed



O. retire



P. travel



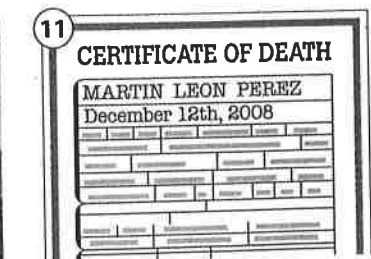
10. passport



Q. volunteer



R. die



11. death certificate

More vocabulary

When a husband dies, his wife becomes a **widow**.
When a wife dies, her husband becomes a **widower**.

Ask your classmates. Share the answers.

1. When did you start school?
2. When did you get your first job?
3. Do you want to travel?



Feelings

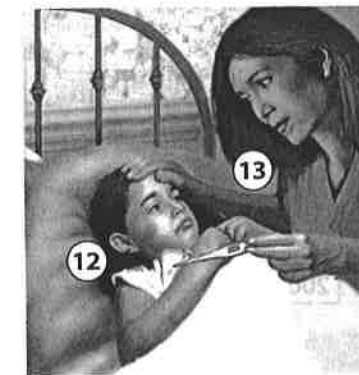

- 1. hot
- 2. thirsty
- 3. sleepy
- 4. cold
- 5. hungry
- 6. full / satisfied



- 7. disgusted
- 8. calm
- 9. uncomfortable
- 10. nervous



- 11. in pain
- 12. sick
- 13. worried
- 14. well
- 15. relieved



- 16. hurt
- 17. lonely
- 18. in love



Pair practice. Make new conversations.

A: How are you doing?

B: I'm hungry. How about you?

A: I'm hungry and thirsty, too!

Use the new words.

Look at pages 40–41. Describe what each person is feeling.

A: Martin is excited.

B: Martin's mother is proud.



19. sad

20. homesick

21. proud



22. excited

23. scared / afraid

24. embarrassed



25. bored

26. confused

27. frustrated



28. upset

29. angry



30. surprised

31. happy

32. tired

Ask your classmates. Share the answers.

1. Do you ever feel homesick?
2. What makes you feel frustrated?
3. Describe a time when you were very happy.

More vocabulary

exhausted: very tired

furious: very angry

humiliated: very embarrassed

overjoyed: very happy

starving: very hungry

terrified: very scared



①

LU FAMILY REUNION

②

A

⑤

⑥



1. banner

3. opinion

5. glad


A. laugh

2. baseball game

4. balloons

6. relatives

B. misbehave



**Look at the picture.
What do you see?**

Answer the questions.

1. How many relatives are there at this reunion?
2. How many children are there? Which children are misbehaving?
3. What are people doing at this reunion?

 **Read the story.**

A Family Reunion

Ben Lu has a lot of relatives and they're all at his house. Today is the Lu family reunion.

There is a lot of good food. There are also balloons and a banner. And this year there are four new babies!

People are having a good time at the reunion. Ben's grandfather and his aunt are talking about the baseball game. His cousins are laughing. His mother-in-law is giving her opinion. And many of the children are misbehaving.

Ben looks at his family and smiles. He loves his relatives, but he's glad the reunion is once a year.


Think about it.

1. Do you like to have large parties? Why or why not?
2. Imagine you see a little girl at a party. She's misbehaving. What do you do? What do you say?



The Home

1. roof
2. bedroom
3. door
4. bathroom
5. kitchen
6. floor
7. dining area



Listen and point. Take turns.

A: Point to the kitchen.

B: Point to the living room.

A: Point to the basement.


Dictate to your partner. Take turns.

A: Write kitchen.

B: Was that k-i-t-c-h-e-n?

A: Yes, that's right, kitchen.

- 8. attic
- 9. kids' bedroom
- 10. baby's room
- 11. window
- 12. living room
- 13. basement
- 14. garage



Ways to give locations

I'm home.
 I'm in the kitchen.
 I'm on the roof.

Pair practice. Make new conversations.

A: *Where's the man?*
 B: *He's in the attic. Where's the teenager?*
 A: *She's in the laundry room.*



Finding a Home



1. Internet listing

garden apt.
 2 unit.
 sher/dryer
 Jtil incl
 \$650/mo
 35-2345

Apartment For Rent
 2 bdrm 2ba city apt
 Unfurn Sunny kit
 Util incl
 \$850/mo
 Call mgr eves
 212-555-2368

t For Rent
 id city apt
 oor unit.
 Near centennial Plaza

2. classified ad

NorthLight
 \$550. W/D
 Water incl:
 pool, fitne.
 center. Clc
 shopping.
 219-993-4


Dover Apts
 1-3 BR. Hi

Abbreviations

- apt = apartment
- bdrm = bedroom
- ba = bathroom
- kit = kitchen
- yd = yard
- util = utilities
- incl = included
- mo = month
- furn = furnished
- unfurn = unfurnished
- mgr = manager
- eves = evenings



3. furnished apartment



4. unfurnished apartment

5



Gas



Water



Electricity



Phone



Cable



DSL

5. utilities

Renting an Apartment



A. Call the manager.



B. Ask about the features.



C. Submit an application.



D. Sign the rental agreement.



E. Pay the first and last month's rent.



F. Move in.

More vocabulary

- lease: a monthly or yearly rental agreement
- redecorate: to change the paint and furniture in a home
- move out: to pack and leave a home

Ask your classmates. Share the answers.

1. How did you find your home?
2. Do you like to paint or arrange furniture?
3. Does gas or electricity cost more for you?



Buying a House



G. Meet with a realtor.



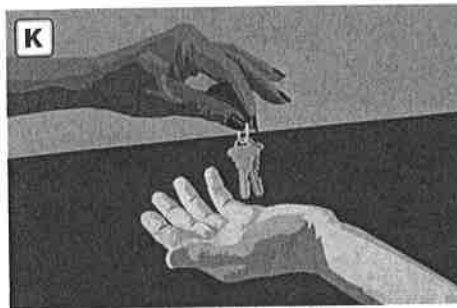
H. Look at houses.




I. Make an offer.



J. Get a loan.



K. Take ownership.



L. Make a mortgage payment.

Moving In



M. Pack.



N. Unpack.



O. Put the utilities in your name.



P. Paint.



Q. Arrange the furniture.



R. Meet the neighbors.

Ways to ask about a home's features

Are utilities included?

Is the kitchen large and sunny?

Are the neighbors quiet?

Role play. Talk to an apartment manager.


A: Hi, I'm calling about the apartment.

B: OK. It's unfurnished and rent is \$800 a month.

A: Are utilities included?



Apartments



1. apartment building

2. fire escape

3. playground

4. roof garden

Entrance



5. intercom / speaker

7. vacancy sign

6. tenant

8. manager / superintendent

Lobby



9. elevator

11. mailboxes


10. stairs / stairway

Basement



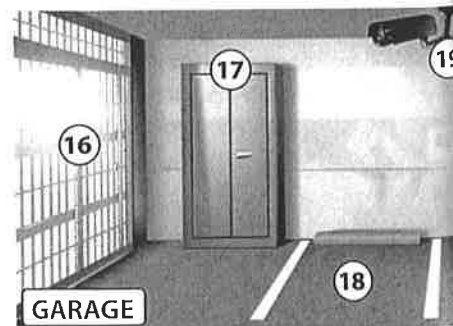
12. washer

13. dryer



14. big-screen TV

15. pool table



16. security gate

17. storage locker

18. parking space

19. security camera

Grammar Point: *there is / there are*

singular: there is plural: there are

There is a recreation room in the basement.


There are mailboxes in the lobby.

Look at the pictures.

Describe the apartment building.

A: *There's a pool table in the recreation room.*

B: *There are parking spaces in the garage.*



20. balcony

22. swimming pool

24. alley

21. courtyard

23. trash bin

Hallway



25. emergency exit

26. trash chute


Rental Office



27. landlord

28. lease / rental agreement

An Apartment Entryway




29. smoke detector

31. buzzer

30. key

32. peephole



33. door chain

34. dead-bolt lock

More vocabulary


- upstairs: the floor(s) above you
- downstairs: the floor(s) below you
- fire exit: another name for emergency exit

Role play. Talk to a landlord.

- A: Is there a swimming pool in this complex?
- B: Yes, there is. It's near the courtyard.
- A: Is there...?



Different Places to Live



1. the city / an urban area

2. the suburbs

3. a small town / a village

4. the country / a rural area



5. condominium / condo



6. townhouse



7. mobile home



8. college dormitory / dorm



9. farm



10. ranch



11. senior housing



12. nursing home



13. shelter

More vocabulary

co-op: an apartment building owned by residents

duplex: a house divided into two homes


two-story house: a house with two floors

Think about it. Discuss.

1. What's good and bad about these places to live?
2. How are small towns different from cities?
3. How do shelters help people in need?




Front Yard and House




- 1. mailbox
- 2. front walk
- 3. steps
- 4. gutter
- 5. chimney
- 6. satellite dish
- 7. garage door
- 8. driveway
- 9. gate

Front Porch



- 10. storm door
- 11. front door
- 12. doorknob
- 13. porch light
- 14. doorbell
- 15. screen door

Backyard



- 16. patio
- 17. grill
- 18. sliding glass door
- 19. patio furniture
- 20. flower bed
- 21. hose
- 22. sprinkler
- 23. hammock
- 24. garbage can
- 25. compost pile
- 26. lawn
- 27. vegetable garden
- A. take a nap
- B. garden



A Kitchen



- | | | | |
|---------------------|-------------------------|------------------|--------------------|
| 1. cabinet | 8. dishwasher | 15. toaster oven | 22. counter |
| 2. shelf | 9. refrigerator | 16. pot | 23. drawer |
| 3. paper towels | 10. freezer | 17. teakettle | 24. pan |
| 4. sink | 11. coffeemaker | 18. stove | 25. electric mixer |
| 5. dish rack | 12. blender | 19. burner | 26. food processor |
| 6. toaster | 13. microwave | 20. oven | 27. cutting board |
| 7. garbage disposal | 14. electric can opener | 21. broiler | 28. mixing bowl |

Ways to talk about location using *on* and *in*

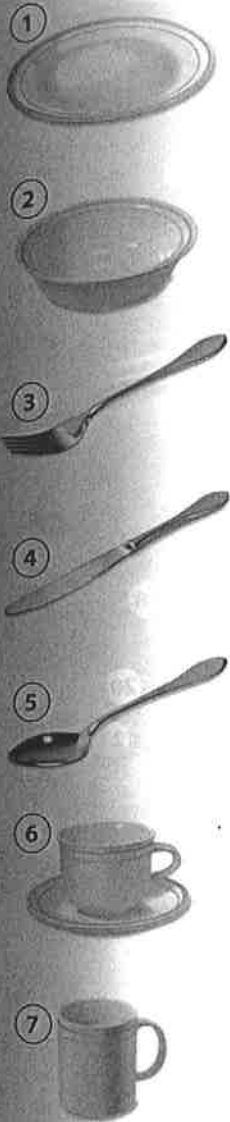
Use *on* for the counter, shelf, burner, stove, and cutting board. *It's on the counter.* Use *in* for the dishwasher, oven, sink, and drawer. *Put it in the sink.*

Pair practice. Make new conversations.

A: Please move the blender.

B: Sure. Do you want it in the cabinet?

A: No, put it on the counter.



1. dish / plate

2. bowl

3. fork

4. knife

5. spoon

6. teacup

7. coffee mug

8. dining room chair

9. dining room table

10. napkin

11. placemat

12. tablecloth

13. salt and pepper shakers

14. sugar bowl

15. creamer

16. teapot

17. tray

18. light fixture

19. fan

20. platter

21. serving bowl

22. hutch

23. vase

24. buffet

Ways to make requests at the table

May I have the sugar bowl?

Would you pass the creamer, please?

Could I have a coffee mug?

Role play. Request items at the table.


A: What do you need?

B: Could I have a coffee mug?

A: Certainly. And would you...



A Living Room



- | | | | |
|-------------------------|------------------|------------------|---------------------------|
| 1. love seat | 7. DVD player | 13. fireplace | 19. coffee table |
| 2. throw pillow | 8. stereo system | 14. end table | 20. candle |
| 3. basket | 9. painting | 15. floor lamp | 21. candle holder |
| 4. houseplant | 10. wall | 16. drapes | 22. armchair / easy chair |
| 5. entertainment center | 11. mantle | 17. window | 23. magazine holder |
| 6. TV (television) | 12. fire screen | 18. sofa / couch | 24. carpet |

Use the new words.

Look at pages 44–45. Name the things in the room.

A: *There's a TV.*

B: *There's a carpet.*

More vocabulary

light bulb: the light inside a lamp

lampshade: the part of the lamp that covers the light bulb

sofa cushions: the pillows that are part of the sofa



- | | | | |
|---------------|--------------------|------------------|-----------------------|
| 1. hamper | 8. faucet | 15. towel rack | 22. medicine cabinet |
| 2. bathtub | 9. hot water | 16. bath towel | 23. toothbrush |
| 3. soap dish | 10. cold water | 17. hand towel | 24. toothbrush holder |
| 4. soap | 11. grab bar | 18. mirror | 25. sink |
| 5. rubber mat | 12. tile | 19. toilet paper | 26. wastebasket |
| 6. washcloth | 13. showerhead | 20. toilet brush | 27. scale |
| 7. drain | 14. shower curtain | 21. toilet | 28. bath mat |

More vocabulary

stall shower: a shower without a bathtub

half bath: a bathroom with no shower or tub

linen closet: a closet for towels and sheets

Ask your classmates. Share the answers.

1. Is your toothbrush on the sink or in the medicine cabinet?

2. Do you have a bathtub or a shower?

3. Do you have a shower curtain or a shower door?



A Bedroom



1. dresser / bureau

2. drawer

3. photos

4. picture frame

5. closet

6. full-length mirror

7. curtains

8. mini-blinds

9. bed

10. headboard

11. pillow

12. fitted sheet

13. flat sheet

14. pillowcase

15. blanket

16. quilt

17. dust ruffle

18. bed frame

19. box spring

20. mattress

21. wood floor

22. rug

23. night table / nightstand

24. alarm clock

25. lamp

26. lampshade

27. light switch

28. outlet

Look at the pictures.

Describe the bedroom.

A: *There's a lamp on the nightstand.*

B: *There's a mirror in the closet.*

Ask your classmates. Share the answers.

1. Do you prefer a hard or a soft mattress?
2. Do you prefer mini-blinds or curtains?
3. How many pillows do you like on your bed?



Furniture and Accessories

- | | |
|---------------------|-----------------|
| 1. changing table | 7. baby monitor |
| 2. changing pad | 8. wallpaper |
| 3. crib | 9. bunk beds |
| 4. bumper pad | 10. safety rail |
| 5. mobile | 11. bedspread |
| 6. chest of drawers | |

Toys and Games

- | | |
|---------------------|---------------|
| 12. ball | 18. dollhouse |
| 13. coloring book | 19. blocks |
| 14. crayons | 20. cradle |
| 15. stuffed animals | 21. doll |
| 16. toy chest | |
| 17. puzzle | |

Pair practice. Make conversations.

- A: *Where's the changing pad?*
 B: *It's on the changing table.*

Think about it. Discuss.

1. Which toys help children learn? How?
2. Which toys are good for older and younger children?
3. What safety features does this room need? Why?



Housework



A. **dust** the furniture

B. **recycle** the newspapers

C. **clean** the oven

D. **mop** the floor

E. **polish** the furniture

F. **make** the bed

G. **put away** the toys

H. **vacuum** the carpet

I. **wash** the windows

J. **sweep** the floor

K. **scrub** the sink

L. **empty** the trash

M. **wash** the dishes

N. **dry** the dishes

O. **wipe** the counter

P. **change** the sheets

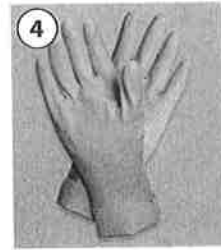
Q. **take out** the garbage

Pair practice. Make new conversations.

- A: Let's clean this place. First, I'll sweep the floor.
 B: I'll mop the floor when you finish.

Ask your classmates. Share the answers.

1. Who does the housework in your home?
2. How often do you wash the windows?
3. When should kids start to do housework?



1. feather duster

2. recycling bin

3. oven cleaner

4. rubber gloves

5. steel-wool soap pads

6. sponge mop

7. bucket / pail

8. furniture polish

9. rags

10. vacuum cleaner

11. vacuum cleaner attachments

12. vacuum cleaner bag

13. stepladder

14. glass cleaner

15. squeegee

16. broom

17. dustpan

18. cleanser

19. sponge

20. scrub brush

21. dishwashing liquid

22. dish towel

23. disinfectant wipes

24. trash bags

Ways to ask for something

Please hand me the squeegee.

Can you get me the broom?

I need the sponge mop.

Pair practice. Make new conversations.

A: Please hand me the sponge mop.

B: Here you go. Do you need the bucket?

A: Yes, please. Can you get me the rubber gloves, too?





- | | | |
|---|----------------------------------|---------------|
| 1. The water heater is not working . | 6. The lock is broken . | 11. locksmith |
| 2. The power is out . | 7. The steps are broken . | 12. carpenter |
| 3. The roof is leaking . | 8. roofer | 13. fuse box |
| 4. The tile is cracked . | 9. electrician | 14. gas meter |
| 5. The window is broken . | 10. repair person | |

More vocabulary

fix: to repair something that is broken
pests: termites, fleas, rats, etc.
exterminate: to kill household pests

Pair practice. Make new conversations.

A: *The faucet is leaking.*
 B: *Let's call the plumber. He can fix it.*



15. The furnace is **broken**.

16. The pipes are **frozen**.

17. The faucet is **dripping**.

18. The sink is **overflowing**.

19. The toilet is **stopped up**.

20. plumber

21. exterminator

22. termites

23. ants

24. bedbugs

25. fleas

26. cockroaches / roaches

27. rats

28. mice*

*Note: one mouse, two mice

Ways to ask about repairs

How much will this repair cost?

When can you begin?

How long will the repair take?

Role play. Talk to a repair person.

A: Can you fix the roof?

B: Yes, but it will take two weeks.

A: How much will the repair cost?



The Tenant Meeting



1. roommates

3. music

5. noise

7. rules

9. invitation

2. party

4. DJ

6. irritated

8. mess

A. dance



**Look at the pictures.
What do you see?**

Answer the questions.

1. What happened in apartment 2B?
How many people were there?
2. How did the neighbor feel? Why?
3. What rules did they write at the tenant meeting?
4. What did the roommates do after the tenant meeting?




Read the story.

The Tenant Meeting

Sally Lopez and Tina Green are roommates. They live in apartment 2B. One night they had a big party with music and a DJ. There was a mess in the hallway. Their neighbors were very unhappy. Mr. Clark in 2A was very irritated. He hates noise!

The next day there was a tenant meeting. Everyone wanted rules about parties and loud music. The girls were very embarrassed.

After the meeting, the girls cleaned the mess in the hallway. Then they gave each neighbor an invitation to a new party. Everyone had a good time at the rec room party. Now the tenants have two new rules and a new place to dance.



Think about it.

1. What are the most important rules in an apartment building? Why?
2. Imagine you are the neighbor in 2A. What do you say to Tina and Sally?